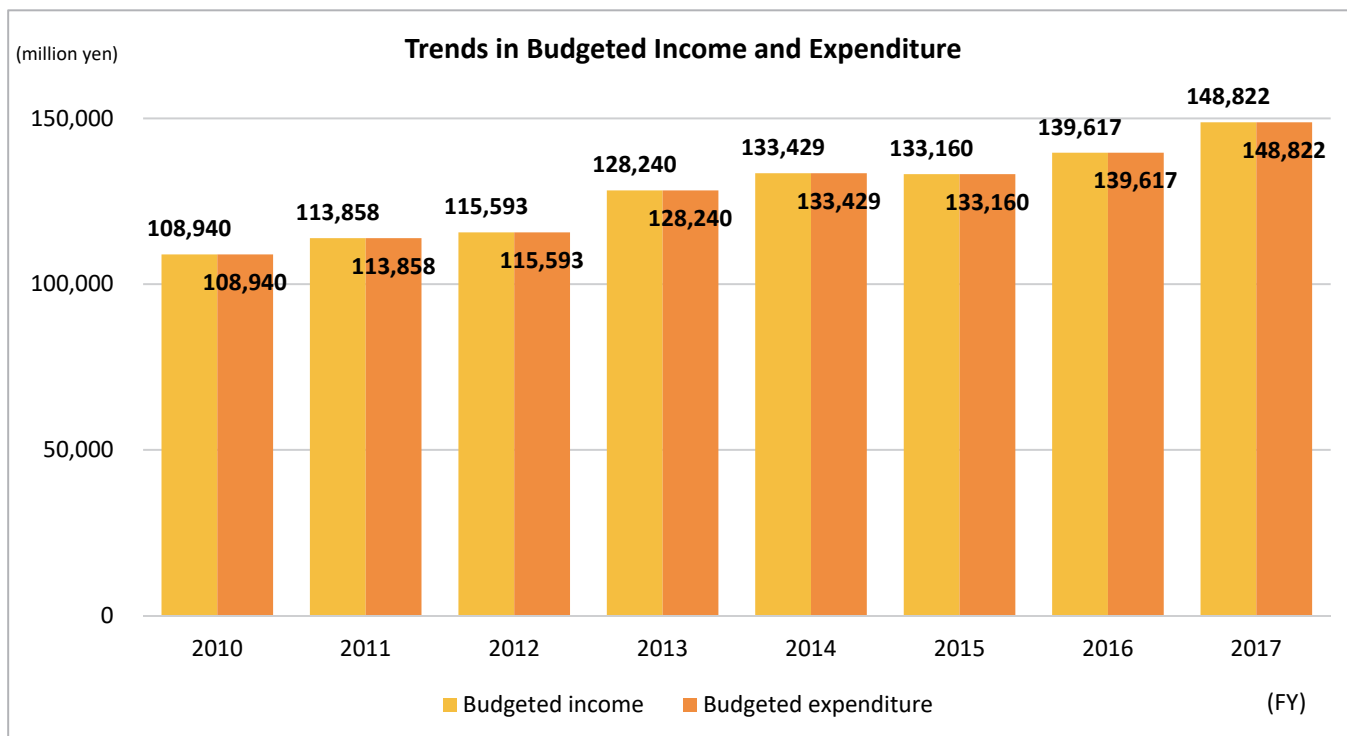


13. Income and Expenditure

13-1. Budgeted Income and Expenditure

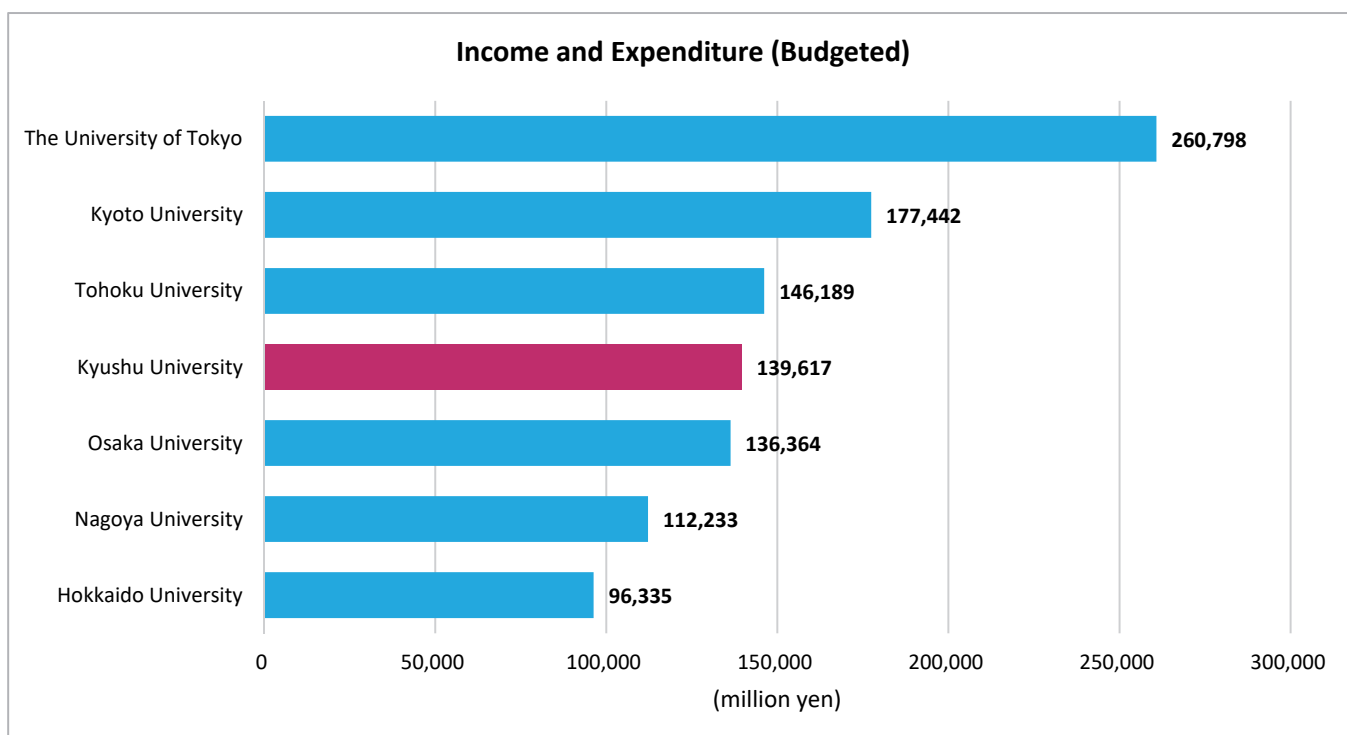
The sums budgeted for income and expenditure are growing, but looking at them by item, income from the management expenses grant has declined substantially, while income from the university hospital and donation income are both growing.

◆Kyushu University◆



*Source: Kyushu University Information

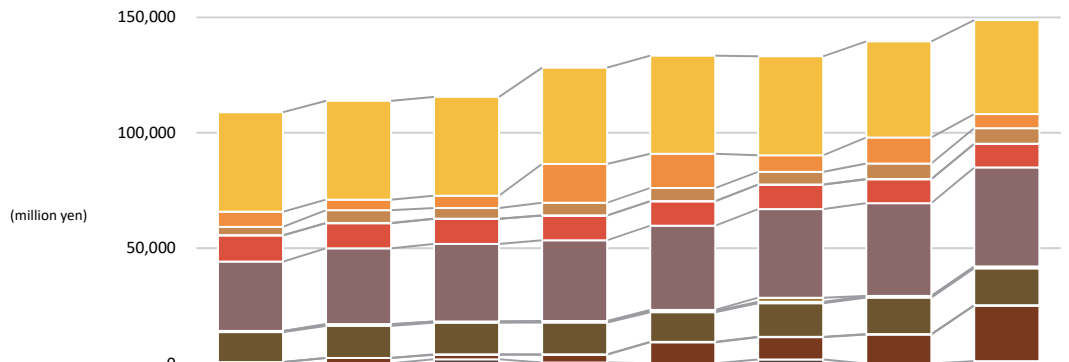
◆Other Universities (FY2016)◆



*Source: University Information (FY2016)

13-2. Trends in Budgeted Income

Trends in Budgeted Income for Each Fiscal Year



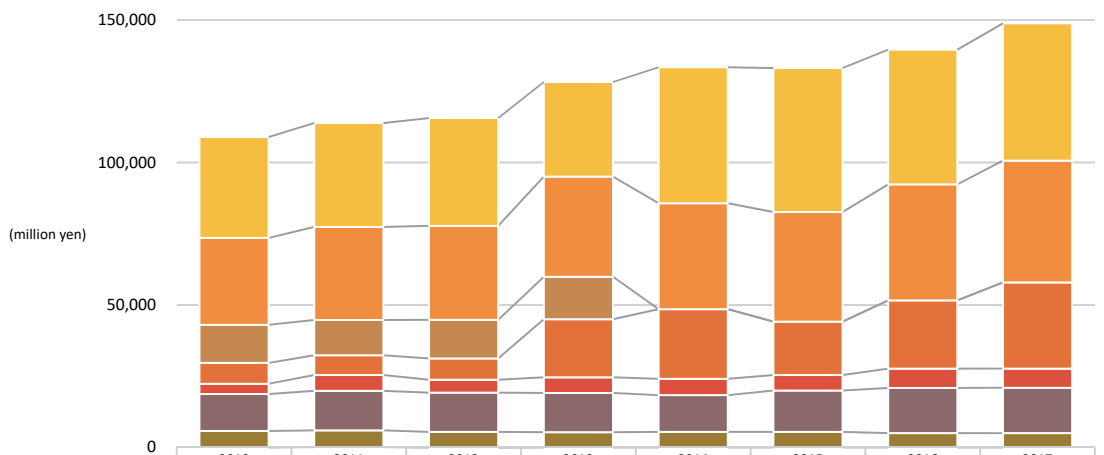
	2010	2011	2012	2013	2014	2015	2016	2017
Management Expenses Grants	43,146	42,863	42,847	41,755	42,537	42,915	41,666	40,705
Facility development subsidies	6,543	4,504	5,377	16,756	14,769	7,173	11,224	6,101
Subsidies	3,591	5,562	4,566	5,507	5,719	5,446	6,776	6,729
National Institution for Academic Degrees and Quality Enhancement of Higher Education grants for facilities	137	107	107	107	107	107	107	73
Self-generated income (tuition and examination fees)	11,333	10,856	10,846	10,672	10,566	10,548	10,320	10,246
Self-generated income (university hospital income)	30,050	32,869	33,596	35,015	36,508	38,430	40,229	42,850
Self-generated income (property disposition income)	17	259	4	100	437	1,767	20	209
Self-generated income (miscellaneous income)	494	524	524	552	511	640	662	660
Industry-academia collaboration income and donation income, etc.	12,971	13,870	13,727	13,798	12,895	14,530	15,849	15,938
Liquidation of reserves	0	0	179	160	156	149	161	191
Proceeds from long-term loans payable	658	2,344	1,959	3,378	9,123	9,692	12,602	24,075
Liquidation of appropriated surplus	0	100	1,861	440	101	1,758	0	1,045
Total	108,940	113,858	115,593	128,240	133,429	133,160	139,617	148,822

(FY)

- In FY2016, the Center for National University Finance and Management became the National Institution for Academic Degrees and Quality Enhancement of Higher Education (NIAD-QE)
- Sums under ¥1 million are rounded down, so figures do not add up to the totals shown

13-3. Trends in Budgeted Expenditure

Trends in Budgeted Expenditure for Each Fiscal Year



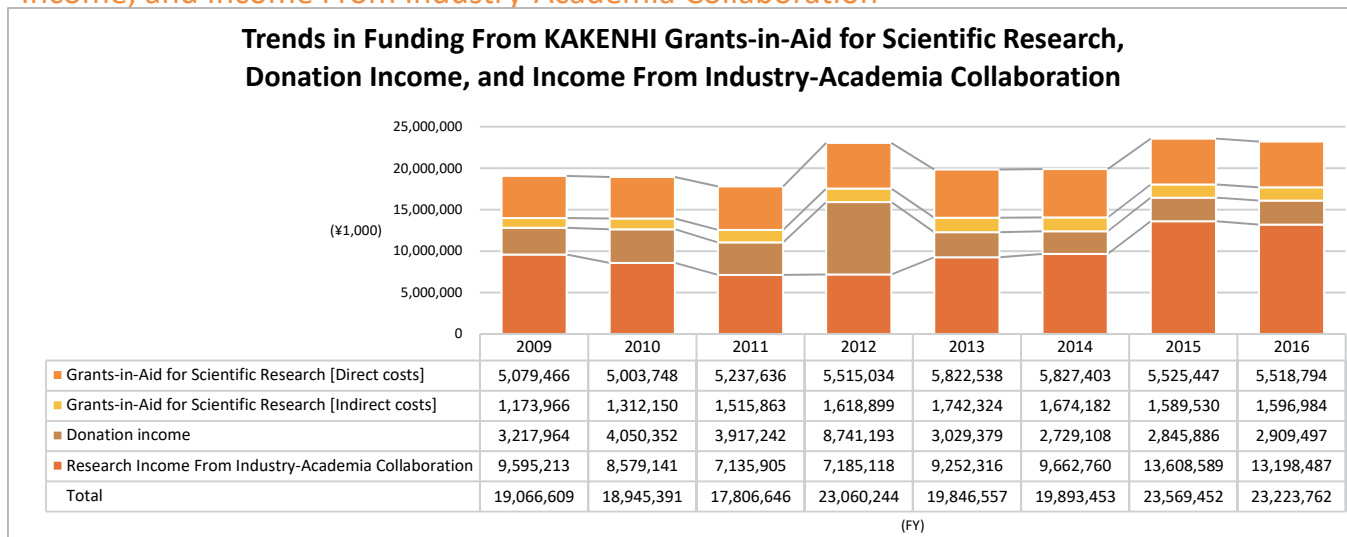
	2010	2011	2012	2013	2014	2015	2016	2017
Operating expenses (education and research)	35,395	36,440	37,828	33,181	47,729	50,505	47,259	48,132
Operating expenses (medical care expenses)	30,492	32,692	32,961	35,142	37,171	38,464	40,729	42,745
Other administrative expenses	13,368	12,333	13,565	14,920	0	0	0	0
Facility development	7,338	6,955	7,443	20,341	24,436	18,739	23,933	30,249
Subsidies	3,591	5,562	4,566	5,507	5,719	5,446	6,776	6,729
Industry-academia collaboration expenditure and donation program expenditure, etc.	12,971	13,870	13,727	13,798	12,895	14,530	15,849	15,938
Repayment of long-term borrowing	5,770	5,870	5,501	5,351	5,479	5,472	5,070	5,029
Payments to the Center for National University Finance and Management	15	136	2	0	0	0	0	0
Total	108,940	113,858	115,593	128,240	133,429	133,156	139,616	148,822

(FY)

- Sums under ¥1 million are rounded down, so figures do not add up to the totals shown

*Source: Kyushu University Information

13-4. Trends in Funding From KAKENHI Grants-in-Aid for Scientific Research, Donation Income, and Income From Industry-Academia Collaboration

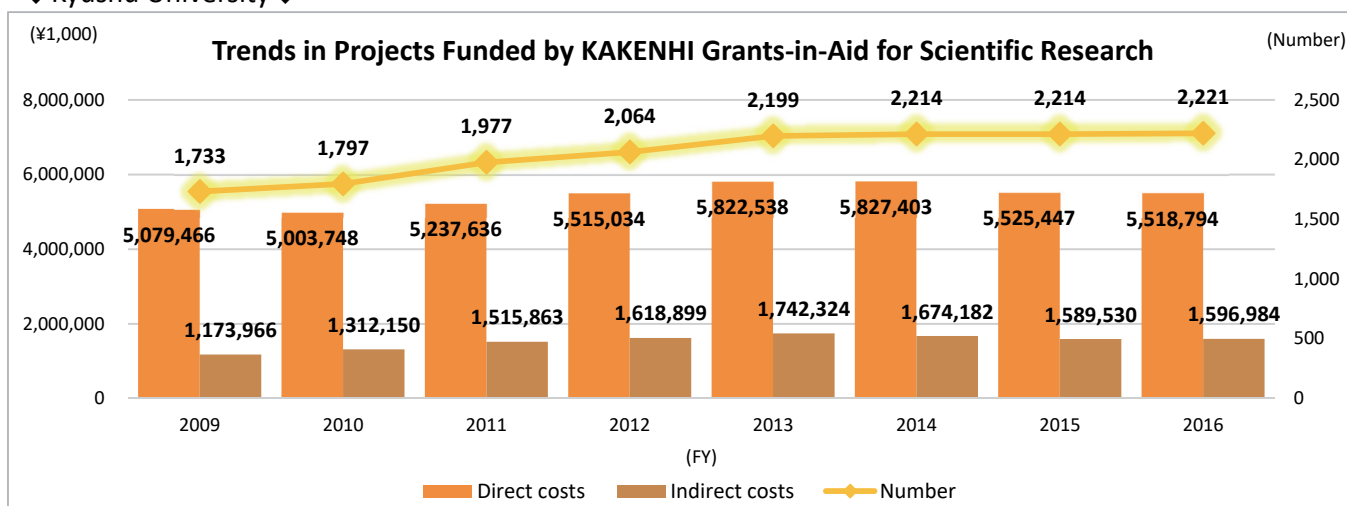


*Source: Kyushu University Information

13-5. Grants-in-Aid for Scientific Research

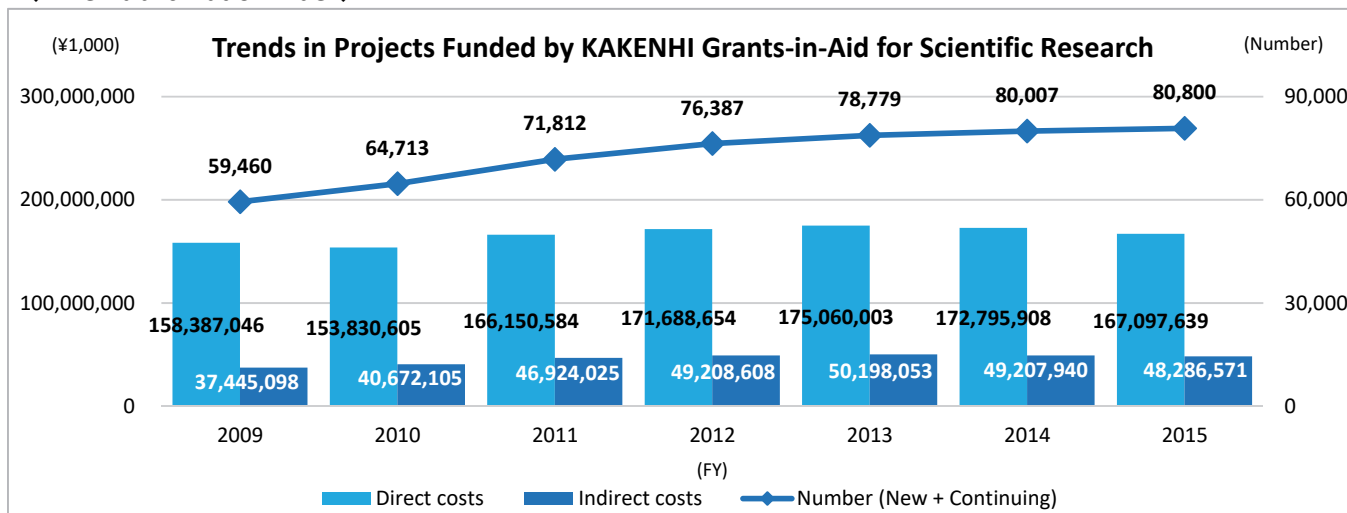
13-5-1. Trends in Projects Funded by KAKENHI Grants-in-Aid for Scientific Research

◆ Kyushu University ◆



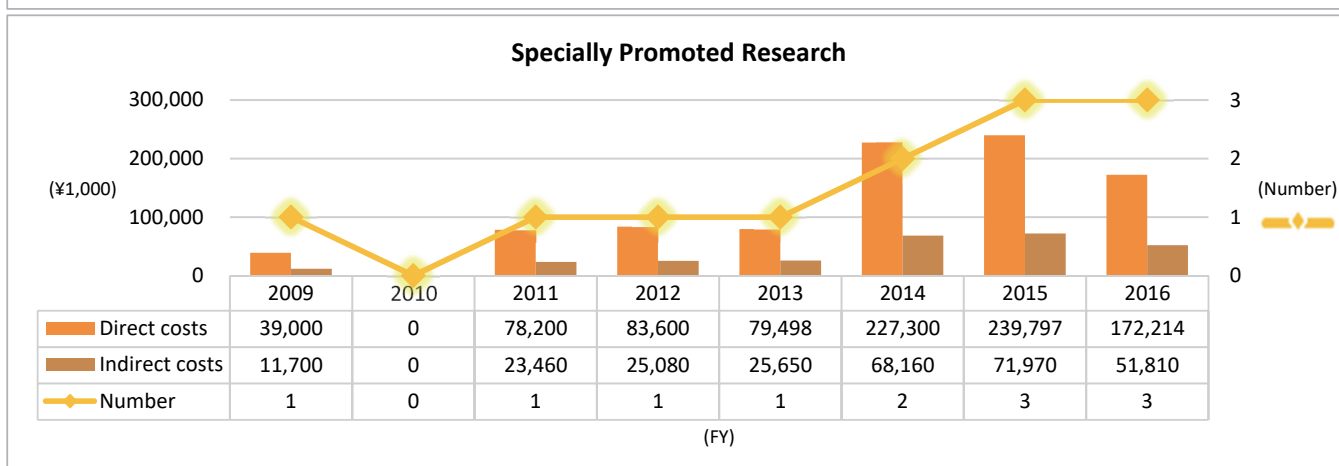
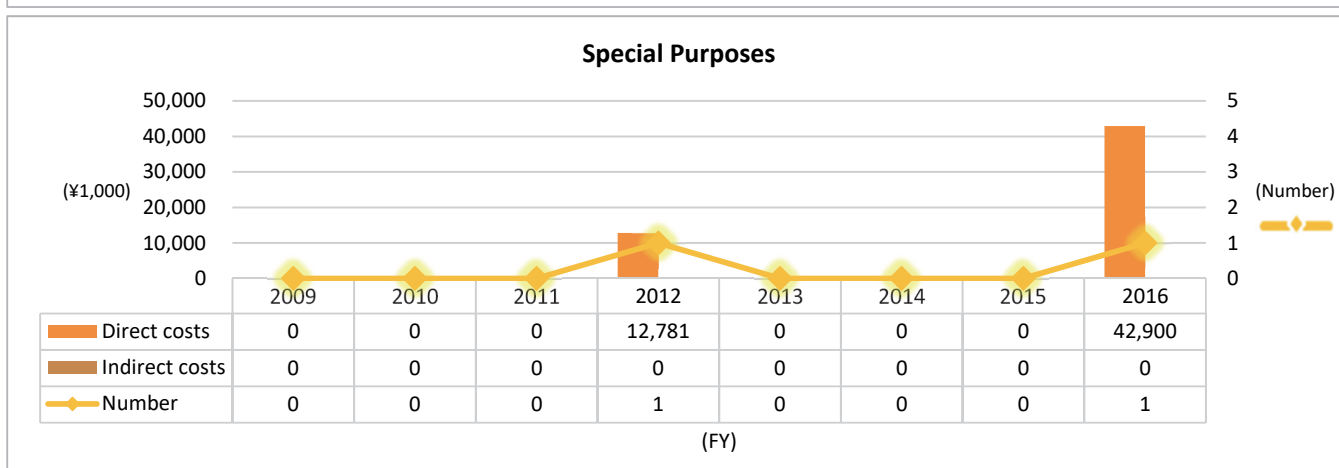
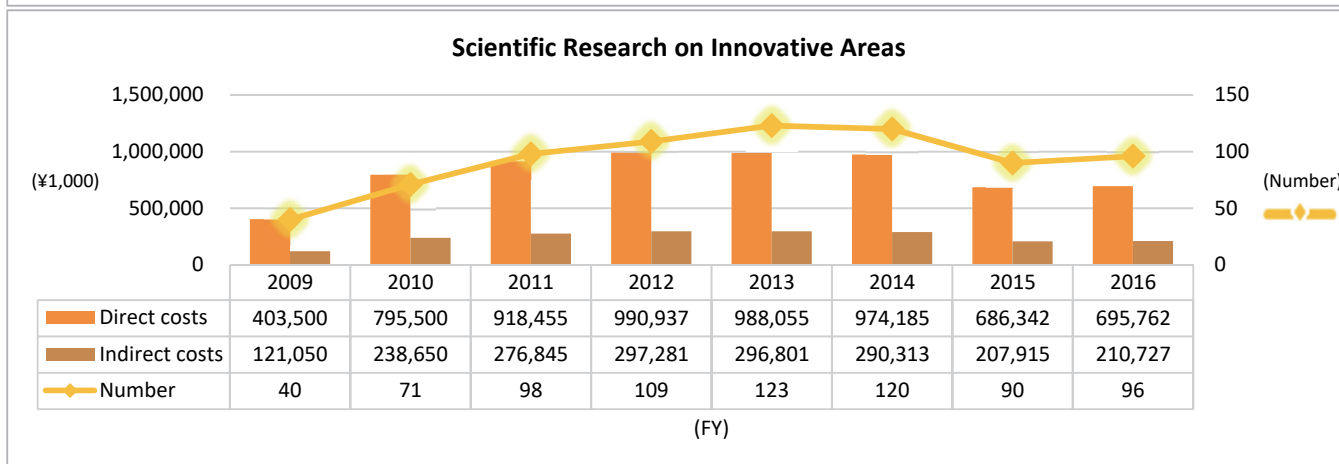
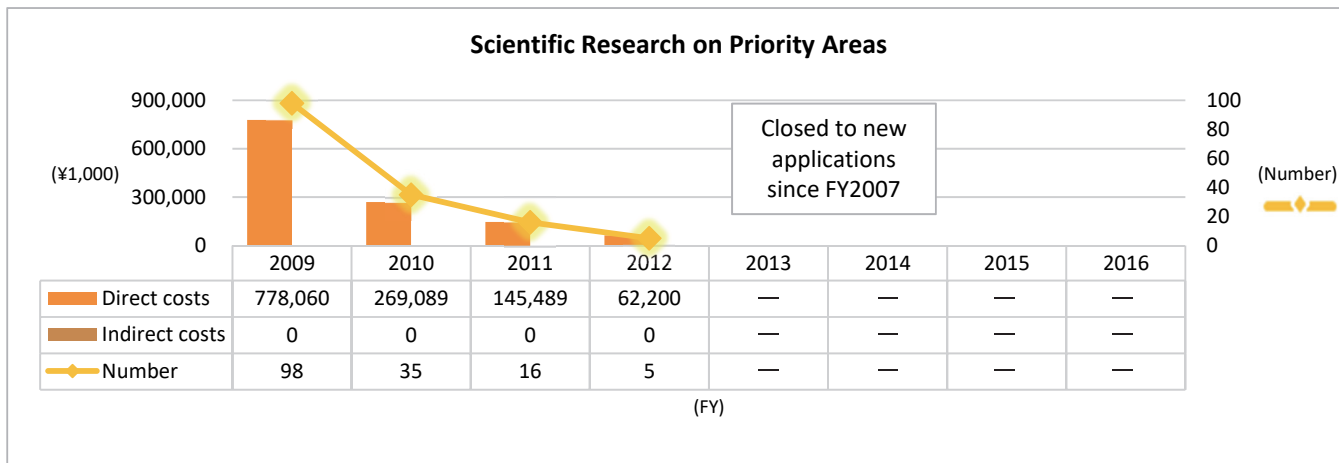
*Source: Kyushu University Information

◆ The Public Nationwide ◆



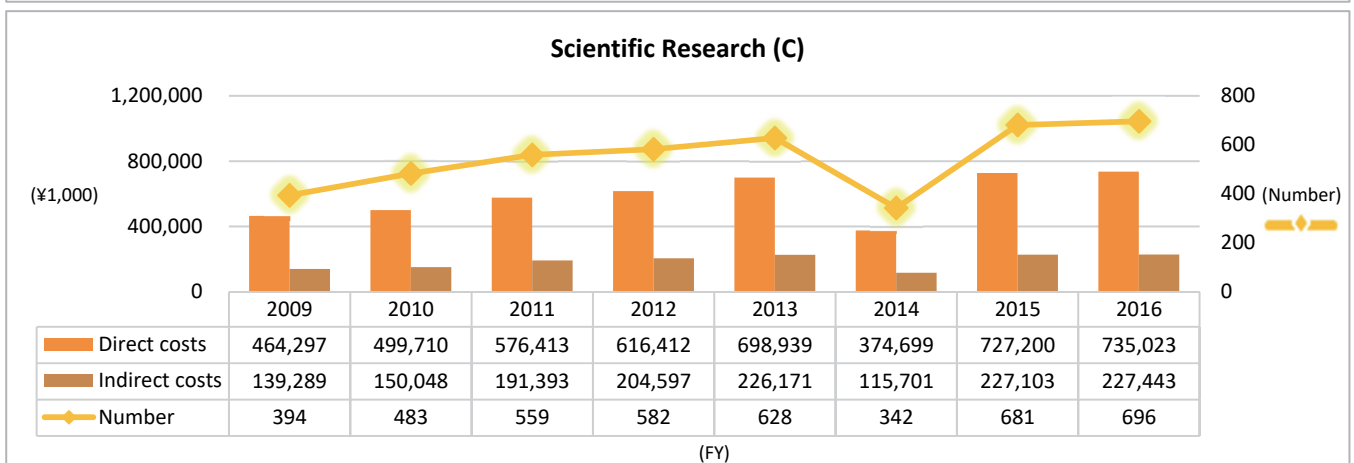
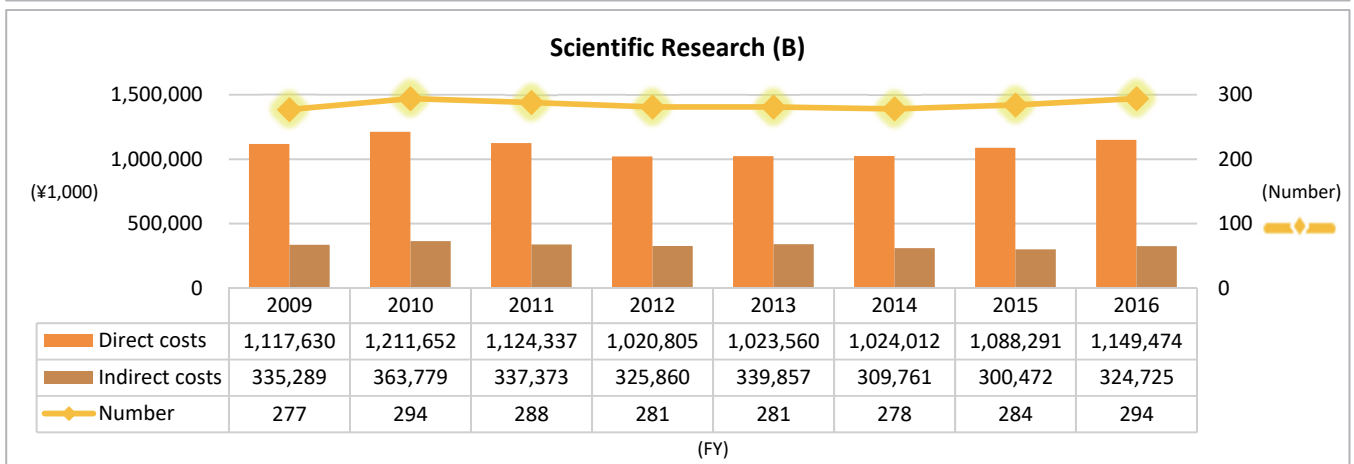
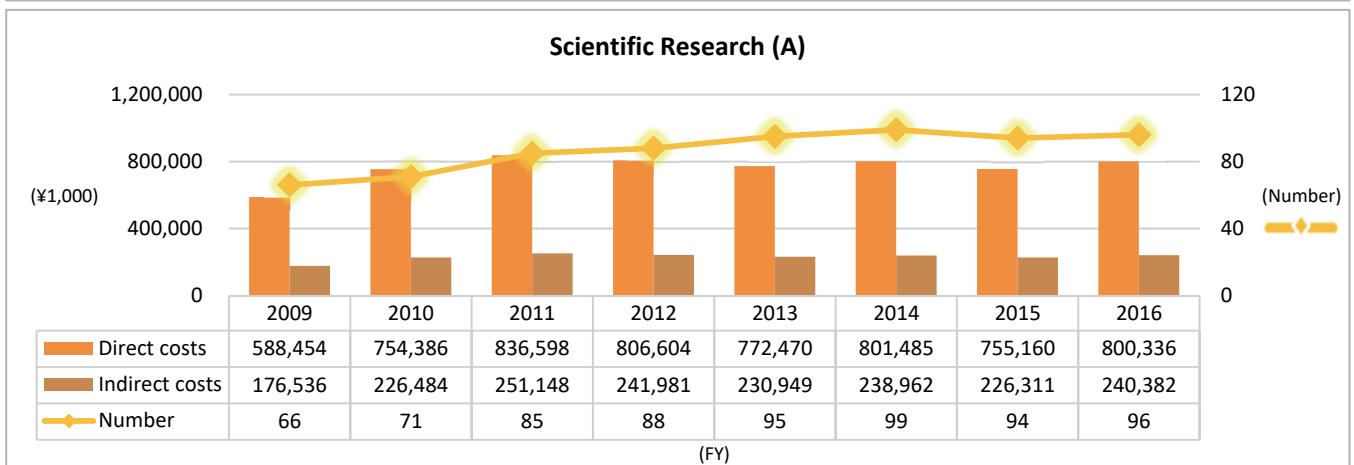
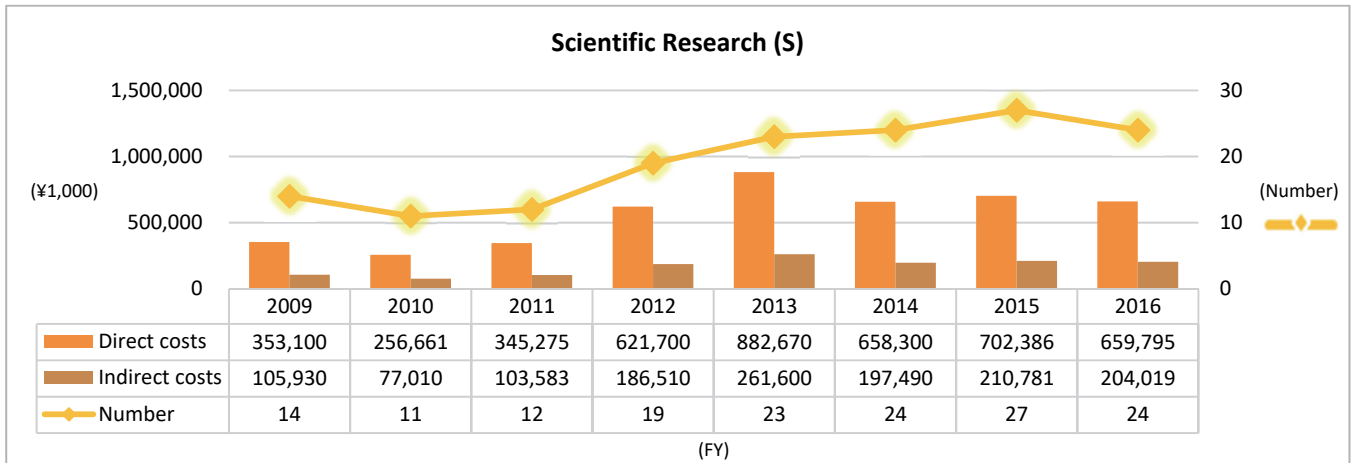
*Source: Japan Society for the Promotion of Science KAKENHI data, Allocation of KAKENHI Grants (figures for each fiscal year)

13-5-2. Trends in Projects Funded by KAKENHI Grants-in-Aid for Scientific Research (by Research Category)



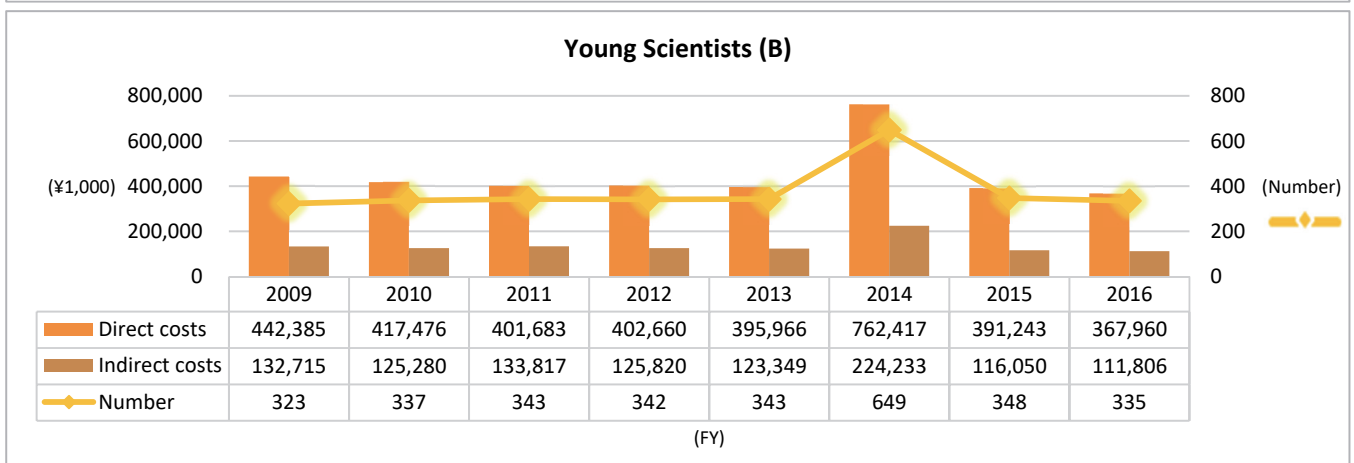
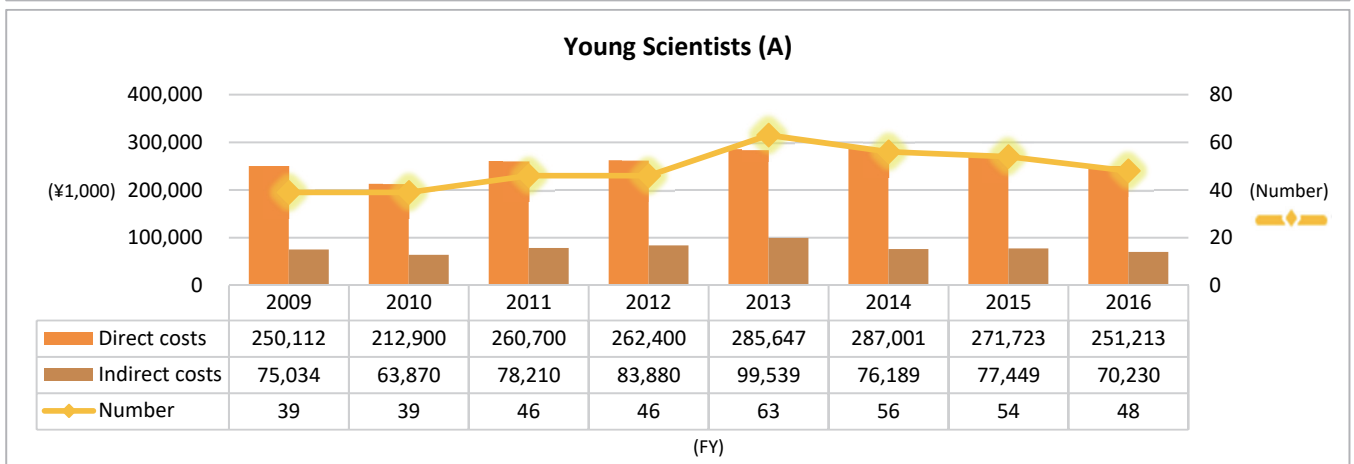
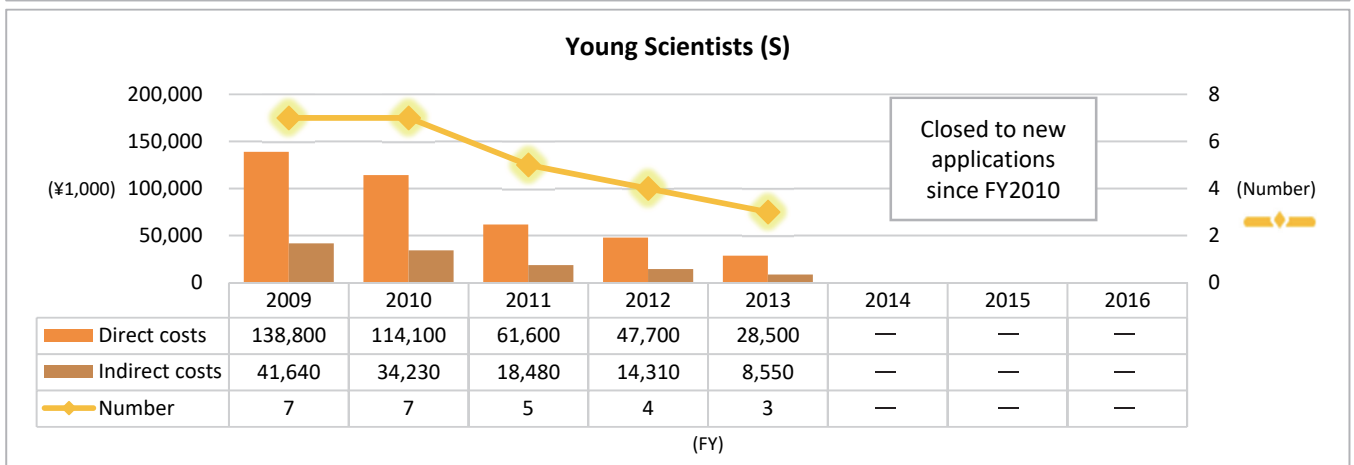
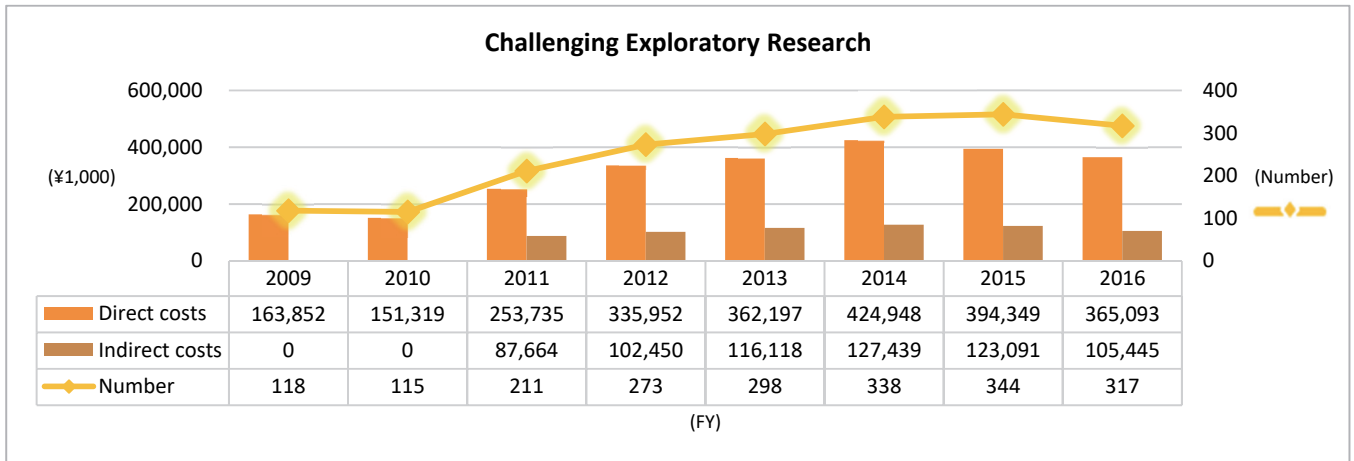
*Source: Kyushu University Information

13-5-2. Trends in Projects Funded by KAKENHI Grants-in-Aid for Scientific Research (by Research Category) (continued)



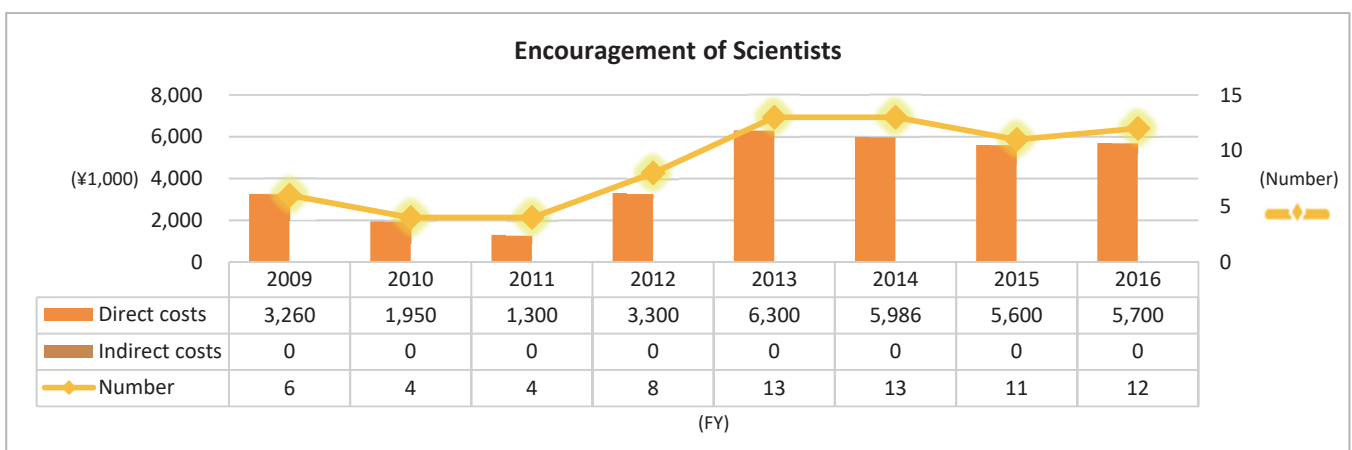
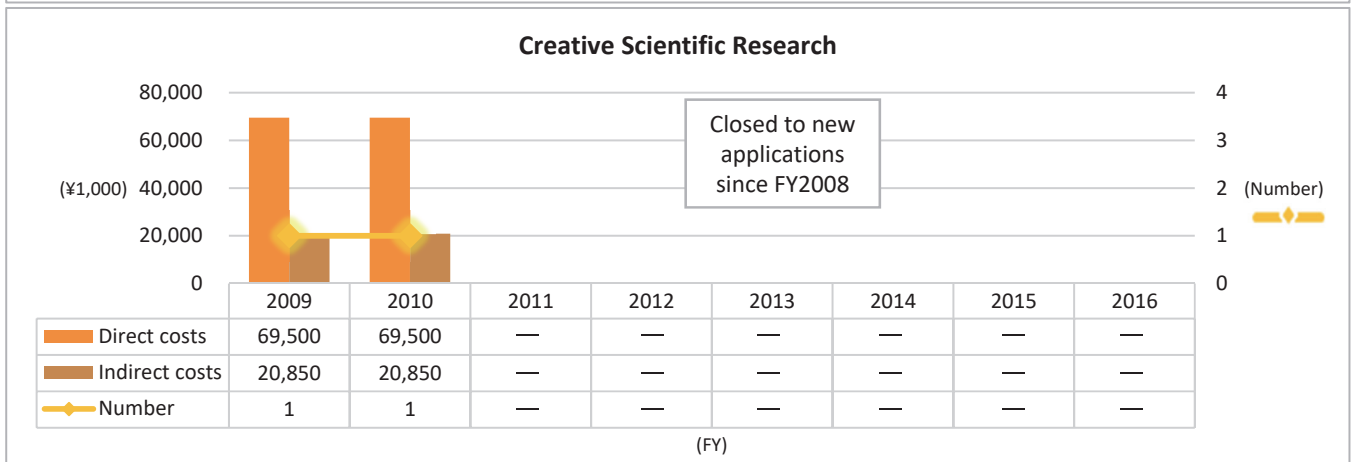
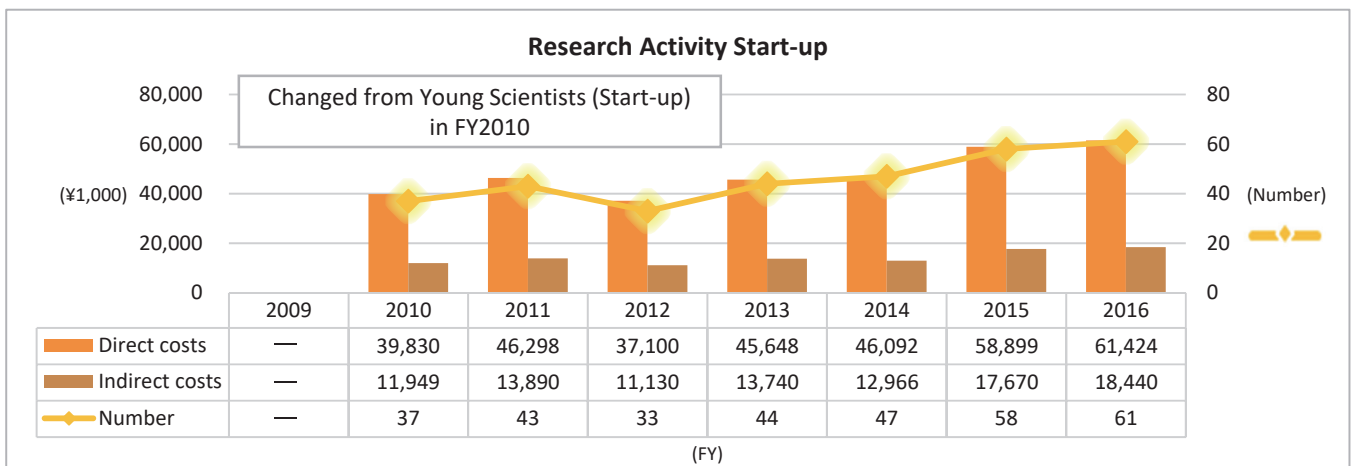
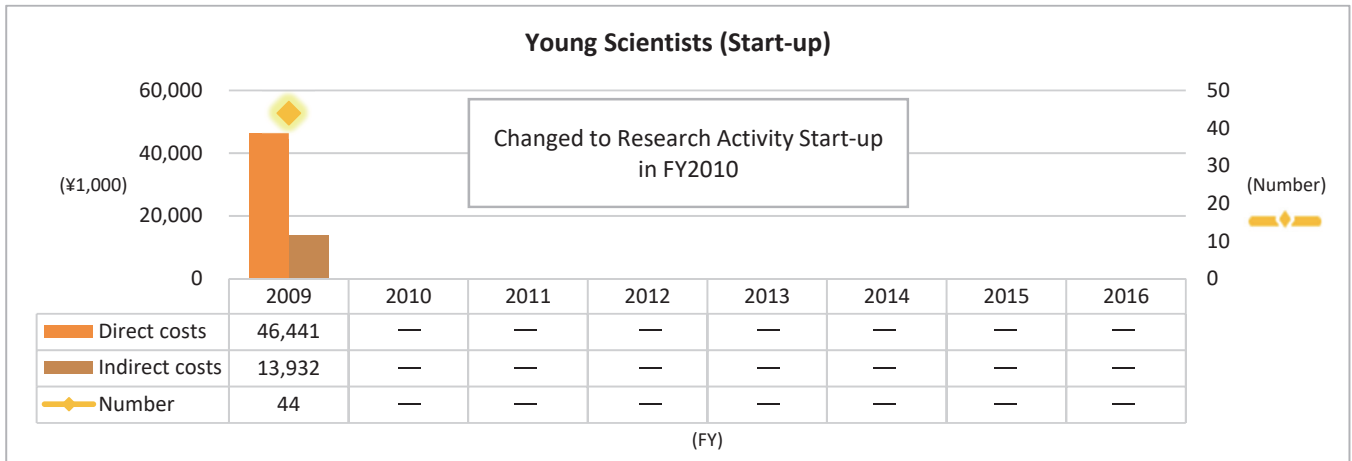
*Source: Kyushu University Information

13-5-2. Trends in Projects Funded by KAKENHI Grants-in-Aid for Scientific Research (by Research Category) (continued)



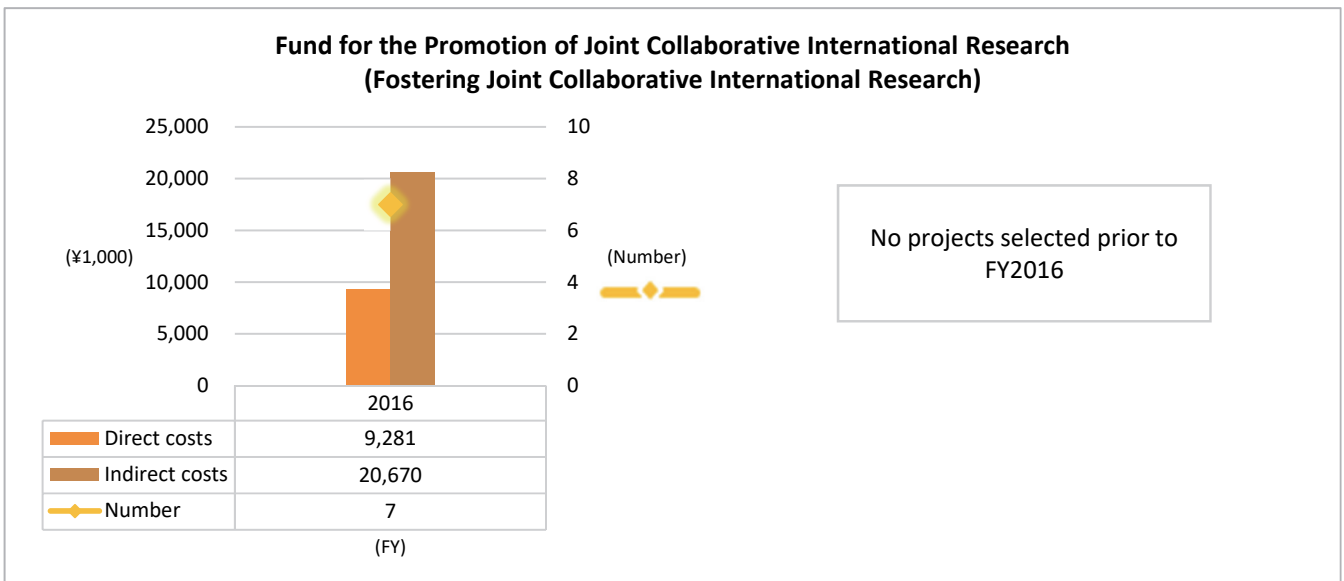
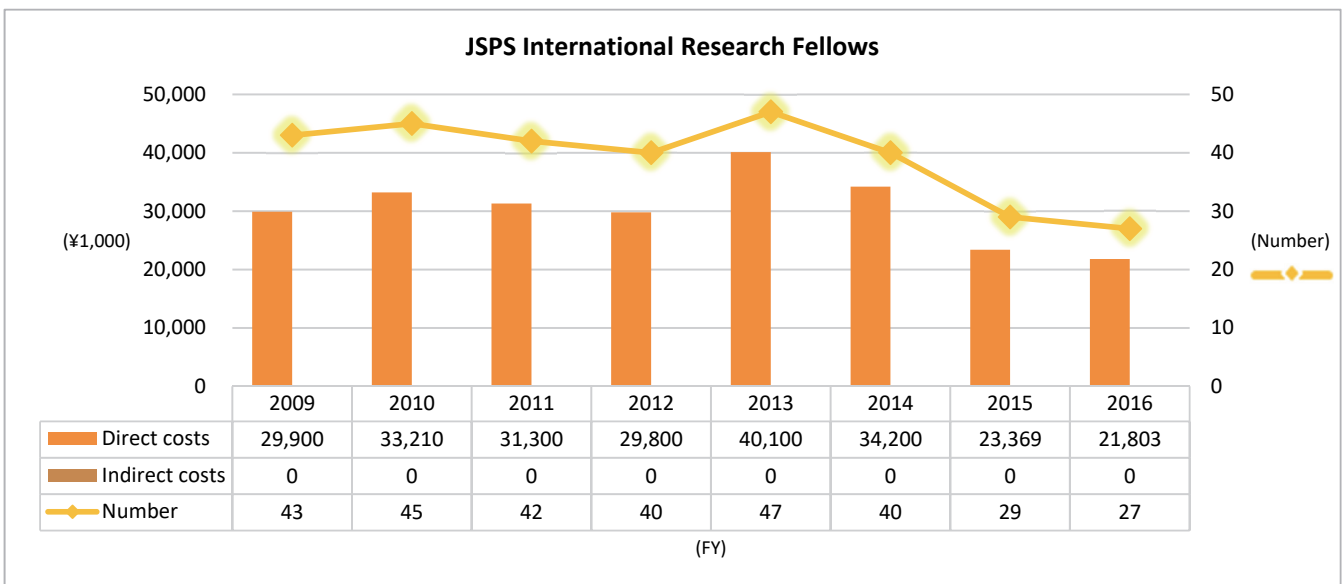
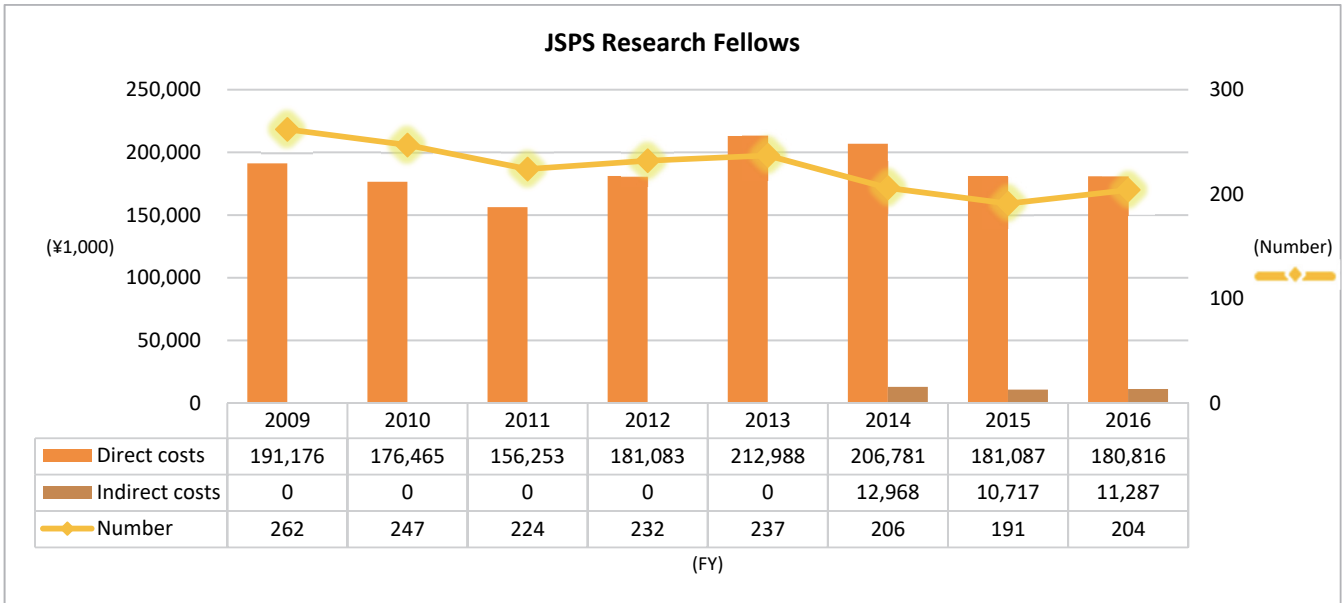
*Source: Kyushu University Information

13-5-2. Trends in Projects Funded by KAKENHI Grants-in-Aid for Scientific Research (by Research Category) (continued)



*Source: Kyushu University Information

13-5-2. Trends in Projects Funded by KAKENHI Grants-in-Aid for Scientific Research (by Research Category) (continued)



*Source: Kyushu University Information

13-5-3. Comparison of Projects Funded by KAKENHI Grants-in-Aid for Scientific Research (Each University)

The tables below show the rankings of the top 10 institutions for various indicators among the 1,291 institutions whose projects were selected to receive a KAKENHI Grant-in-Aid in FY2016.

◆ New + Continuing ◆

[Number of Projects Selected]

Rank	Institution	Number
1	The University of Tokyo	3,862
2	Kyoto University	3,050
3	Osaka University	2,585
4	Tohoku University	2,510
5	Kyushu University	1,962
6	Nagoya University	1,843
7	Hokkaido University	1,681
8	Tsukuba University	1,294
9	Kobe University	1,107
10	Hiroshima University	1,075

[Percentage of Women]

Rank	Institution	Percentage (%)
1	Tsukuba University	17.7
2	Kobe University	16.0
3	Nagoya University	15.4
4	Hiroshima University	15.3
5	The University of Tokyo	14.4
6	Kyushu University	13.8
7	Hokkaido University	13.3
8	Osaka University	12.9
9	Kyoto University	12.3
10	Tohoku University	12.1

[Percentage of Young Researchers]

Rank	Institution	Percentage (%)
1	The University of Tokyo	38.1
2	Osaka University	32.8
3	Tohoku University	32.3
4	Kyoto University	30.7
5	Kyushu University	30.0
6	Hokkaido University	29.7
7	Nagoya University	28.8
8	Tsukuba University	26.7
9	Kobe University	26.4
10	Hiroshima University	25.2

[Sum Allocated]

Rank	Institution	Sum Allocated (¥1,000)	Indirect costs (¥1,000)	Total (¥1,000)
1	The University of Tokyo	16,671,500	5,001,450	21,672,950
2	Kyoto University	10,582,600	3,174,780	13,757,380
3	Osaka University	8,228,874	2,468,662	10,697,537
4	Tohoku University	7,675,200	2,302,560	9,977,760
5	Nagoya University	5,909,700	1,772,910	7,682,610
6	Kyushu University	5,506,900	1,652,070	7,158,970
7	Hokkaido University	4,463,800	1,339,140	5,802,940
8	Tsukuba University	3,133,150	939,945	4,073,095
9	Kobe University	2,169,100	650,730	2,819,830
10	Hiroshima University	2,016,050	604,815	2,620,865

◆ New ◆

[Number of Projects Selected]

Rank	Institution	Number
1	The University of Tokyo	1,407
2	Kyoto University	1,133
3	Tohoku University	961
4	Osaka University	957
5	Nagoya University	696
6	Kyushu University	691
7	Hokkaido University	637
8	Tsukuba University	494
9	Hiroshima University	407
10	Kobe University	397

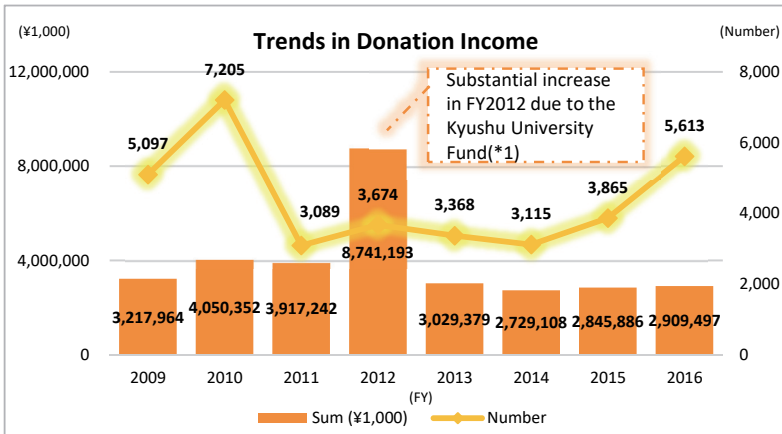
[Percentage of New Awards]

Rank	Institution	Percentage of New Awards (%)
1	Kyoto University	37.4
2	The University of Tokyo	37.2
3	Nagoya University	34.9
4	Osaka University	33.0
4	Tohoku University	33.0
6	Tsukuba University	32.5
7	Hokkaido University	32.4
8	Hiroshima University	31.3
9	Kyushu University	29.3
10	Kobe University	28.7

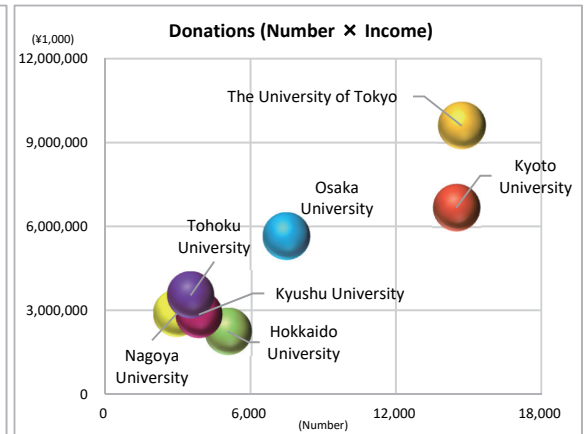
Source: Japan Society for the Promotion of Science website, number of projects adopted listed by research institute and sum awarded

13-6. Trends in Donation Income

◆Kyushu University◆



◆Other Universities (FY2015)◆



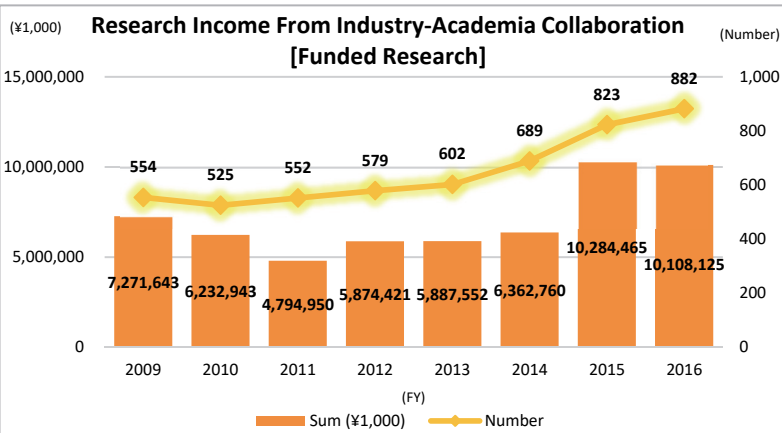
(*1) Kyushu University Fund

This was founded thanks to the generosity of those who donated to the university's Centennial Anniversary Project. The Kyushu University Fund's goal is to support education, research, and clinical practice at Kyushu University and to further upgrade and enhance the environment within which they are carried out, in order to encourage research activities that truly contribute to humanity and society. This will enable Kyushu University to function as a base for further promotion of high-quality higher education supported by people around the world, as well as the pursuit, creation, and development of better knowledge, with the ultimate objective of building an institution that will open the door to a new century of knowledge as an academic leader in an increasingly globalized world and guide the world and humanity to the wisdom to which they aspire.
 Kyushu University Fund website: <http://kikin.kyushu-u.ac.jp/index.php>

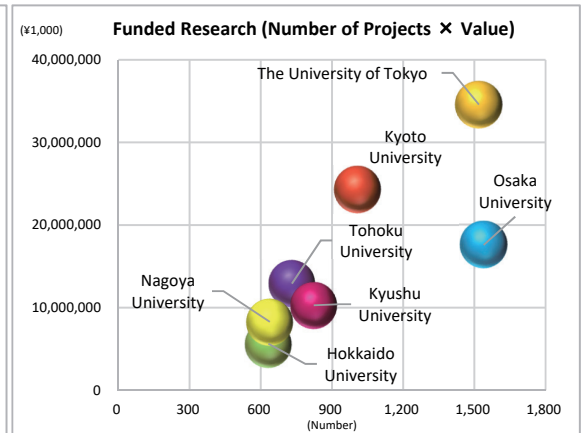
13-7. Trends in Research Income From Industry-Academia Collaboration

13-7-1. Trends in Research Income From Industry-Academia Collaboration (Funded Research)

◆Kyushu University◆

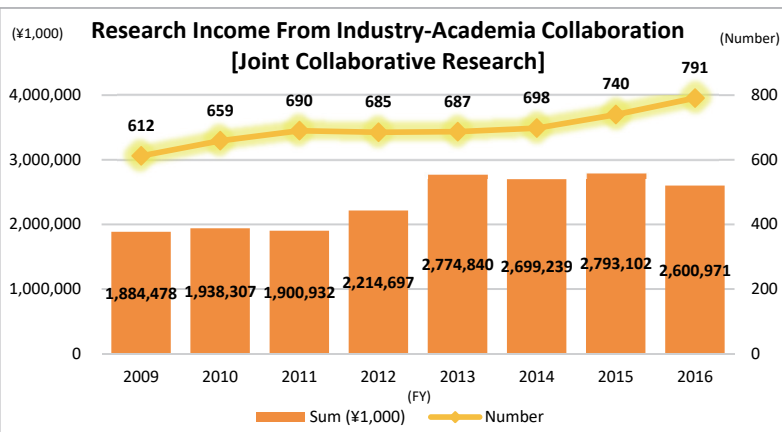


◆Other Universities (FY2015)◆

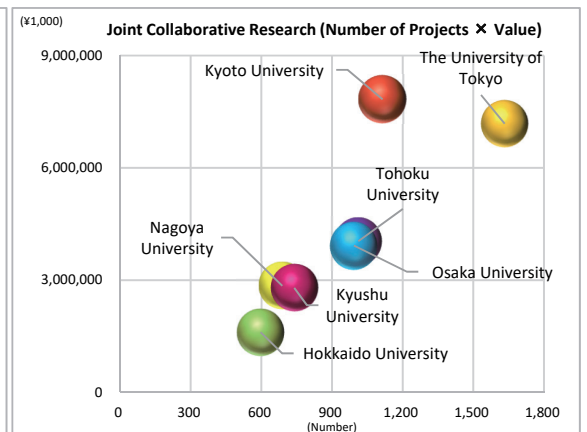


13-7-2. Trends in Research Income From Industry-Academia Collaboration (Joint Collaborative Research)

◆Kyushu University◆



◆Other Universities (FY2015)◆



*Sources

- Kyushu University: Kyushu University Information
- Other Universities: University Information for each university (2016)