

# 1. Overview and Comparisons with Other Universities

## 1-1. Overview of Kyushu University

### 1-1-1. Composition of Schools and Faculties

|  |   |   |
|--|---|---|
| Schools (12)   | Graduate Schools (18)   | Graduate Schools (Faculties) (16)                         |
| School of Interdisciplinary Science and Innovation   | Graduate School of Humanities                                     | Faculty of Humanities                                     |
| School of Letters  | Graduate School of Integrated Sciences for Global Society         | Faculty of Social and Cultural Studies                    |
| School of Education  | Graduate School of Human-Environment Studies                      | Faculty of Human-Environment Studies                      |
| School of Law  | Graduate School of Law  | Faculty of Law  |
| School of Economics  | Law School (Professional Graduate School)                         | Faculty of Economics                                      |
| School of Science  | Graduate School of Economics                                      | Faculty of Languages and Cultures                         |
| School of Medicine   | Graduate School of Science  | Faculty of Science  |
| School of Dentistry  | Graduate School of Mathematics                                    | Faculty of Mathematics                                    |
| School of Pharmaceutical Sciences  | Graduate School of Systems Life Sciences                          | Faculty of Medical Sciences                               |
| School of Engineering  | Graduate School of Medical Sciences                               | Faculty of Dental Science                                 |
| School of Design   | Graduate School of Dental Science                                 | Faculty of Pharmaceutical Sciences                        |
| School of Agriculture  | Graduate School of Pharmaceutical Sciences                        | Faculty of Engineering                                    |
|  | Graduate School of Engineering                                    | Faculty of Design   |
|  | Graduate School of Design   | Faculty of Information Science and Electrical Engineering |
|  |   | Faculty of Engineering Sciences                           |
|  | Graduate School of Information Science and Electrical Engineering |   |
|  | Interdisciplinary Graduate School of Engineering Sciences         | Faculty of Agriculture                                    |
|  | Graduate School of Bioresource and Bioenvironmental Sciences      |   |
|  | Graduate School of Integrated Frontier Sciences                   |   |
| Faculty of Arts and Science *1   |   |   |
| Institute for Advanced Study   |   |   |
| Research Institutes (4)  |   |   |
| Medical Institute of Bioregulation*2, Research Institute for Applied Mechanics*2, Institute for Materials Chemistry and Engineering*2, Institute of Mathematics for Industry*2 |   |   |
| International Institute (International Institute for Carbon-Neutral Energy Research)   |   |   |
| Kyushu University Hospital   |   |   |
| University Library   |   |   |
| Research Institute for Information Technology *2   |   |   |
| Kyushu University Platform of Inter/Transdisciplinary Energy Research  |   |   |
| Kyushu University Institute for Asian and Oceanian Studies   |   |   |

\*1 Indicates facilities certified as a Joint usage/ education center. \*2 Indicates facilities certified as a Joint usage/ research center.

\*Source: *Kyushu University Information* (as of April 1, 2020)

### 1-1-2. Number of Students, Faculty and Staff Members

|          | Enrollment Capacity | Entrants                    |                          | Total Capacity | Students Enrolled |                          |       |     |
|----------|---------------------|-----------------------------|--------------------------|----------------|-------------------|--------------------------|-------|-----|
|          |                     | Total                       | Of which, women students |                | Total             | Of which, women students |       |     |
| Students | School              | 2,554                       | 2,645                    | 770            | 10,607            | 11,679                   | 3,370 |     |
|          | Graduate School     | Master's Program            | 1,748                    | 1,839          | 420               | 3,486                    | 3,981 | 977 |
|          |                     | Professional Degree Program | 140                      | 127            | 53                | 325                      | 304   | 121 |
|          |                     | Doctoral program            | 780                      | 504            | 122               | 1,713                    | 2,602 | 779 |
|          | Total               | 5,222                       | 5,115                    | 1,365          | 16,131            | 18,566                   | 5,247 |     |

| Faculty and Staff Members | Faculty |                         | Staff |                         | Total |                         |
|---------------------------|---------|-------------------------|-------|-------------------------|-------|-------------------------|
|                           | Total   | Of which, women faculty | Total | Of which, women faculty | Total | Of which, women faculty |
|                           | 2,088   | 288                     | 2,351 | 1,436                   | 4,439 | 1,724                   |

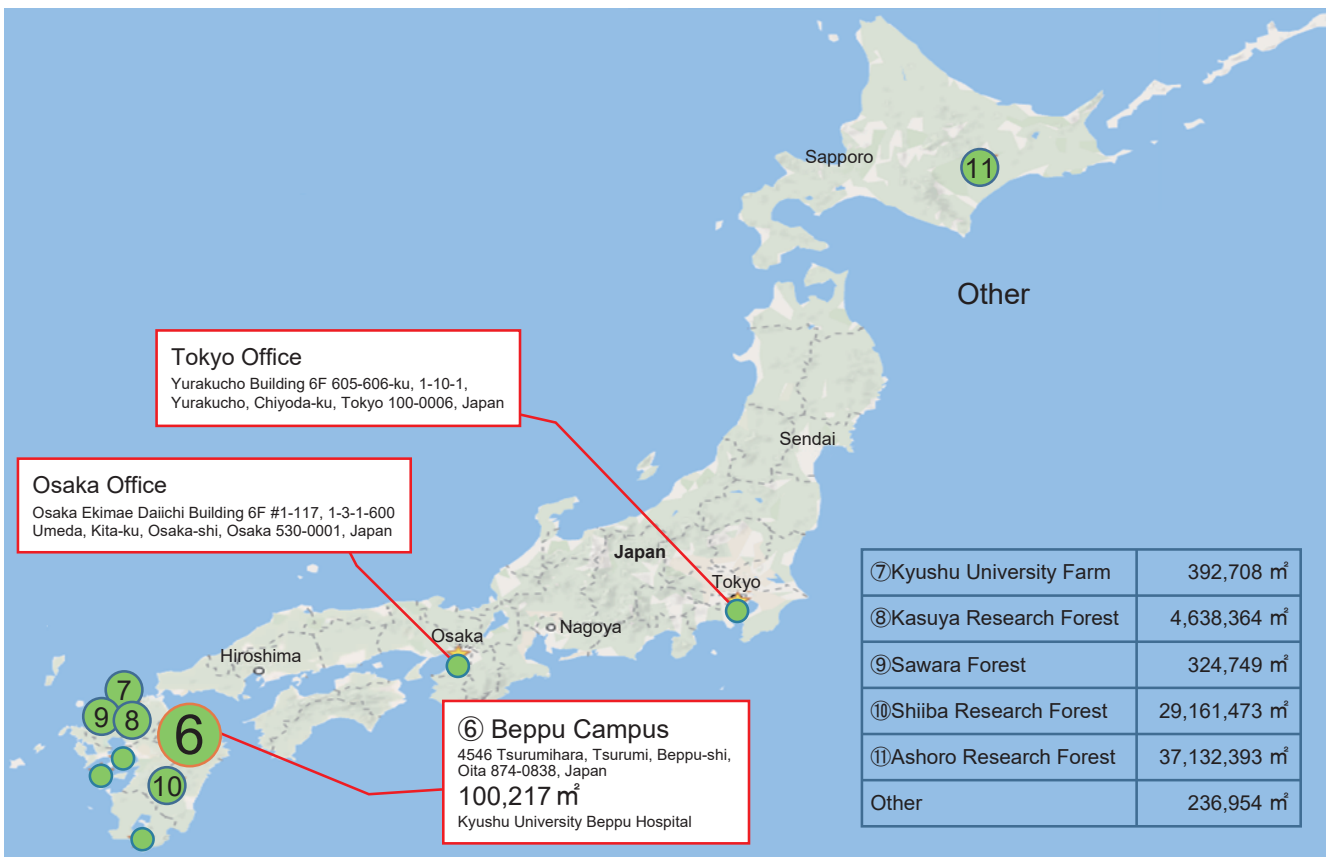
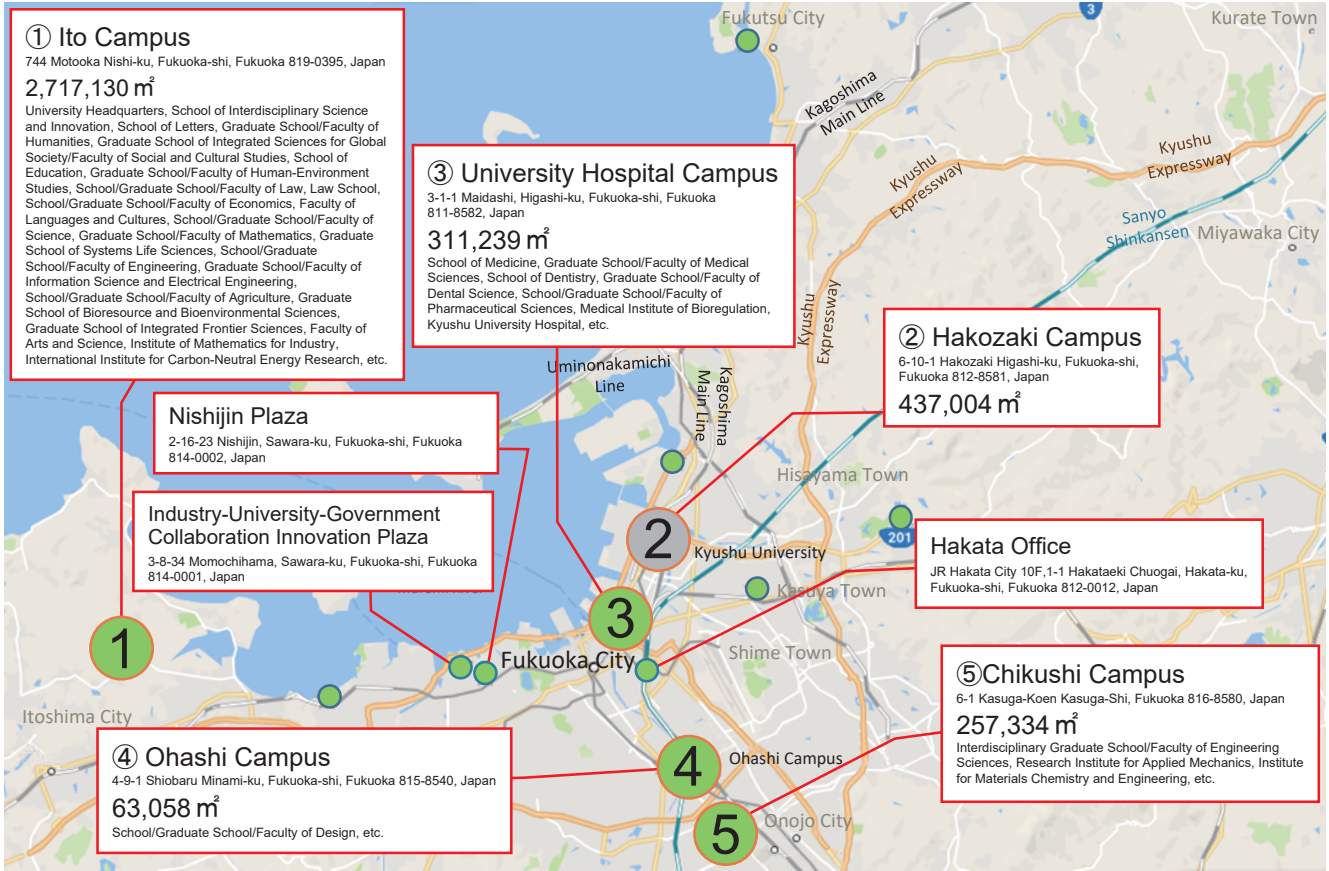
\*Source: *Kyushu University Information* (as of May 1, 2020) (Number of Entrants only: as of April 1, 2020)

Total Capacity only: *General Regulations of Undergraduate Schools of Kyushu University*,  
*General Regulations of Graduate Schools of Kyushu University*

## 1-2. Main Campuses

Total campus area : 75,772,623 m<sup>2</sup>

● Main Campuses    ● Former Campuses  
● University Farm, University Research Forests, etc.



\*Source: *Kyushu University Information* (as of May 1, 2020)

### 1-3. Comparisons with Other Universities: Scale (National Universities)

Number of Undergraduate Schools

| Rank     | University               | Number of Undergraduate Schools |
|----------|--------------------------|---------------------------------|
| 1        | Hokkaido University      | 12                              |
| 1        | Hiroshima University     | 12                              |
| <b>1</b> | <b>Kyushu University</b> | <b>12</b>                       |
| 4        | Osaka University         | 11                              |
| 4        | Okayama University       | 11                              |
| 6        | Tohoku University        | 10                              |
| 6        | Chiba University         | 10                              |
| 6        | The University of Tokyo  | 10                              |
| 6        | Niigata University       | 10                              |
| 6        | Kyoto University         | 10                              |
| 6        | Kobe University          | 10                              |

(2019)

Undergraduate Enrollment Capacity

| Rank     | University               | Number       |
|----------|--------------------------|--------------|
| 1        | Osaka University         | 3,255        |
| 2        | The University of Tokyo  | 3,060        |
| 3        | Kyoto University         | 2,823        |
| 4        | Kobe University          | 2,670        |
| <b>5</b> | <b>Kyushu University</b> | <b>2,555</b> |
| 6        | Hokkaido University      | 2,485        |
| 7        | Tohoku University        | 2,396        |
| 8        | Hiroshima University     | 2,338        |
| 9        | Chiba University         | 2,317        |
| 10       | Niigata University       | 2,242        |

(2019)

Ratio of Applicants to Undergraduate Places

| Rank     | University                    | Ratio of Applicants |
|----------|-------------------------------|---------------------|
| 1        | Tokyo Institute of Technology | 5.35                |
| 2        | Chiba University              | 4.91                |
| 3        | The University of Tsukuba     | 4.52                |
| 4        | Kobe University               | 4.35                |
| 5        | Hokkaido University           | 4.21                |
| 6        | Tohoku University             | 3.49                |
| 6        | Hiroshima University          | 3.49                |
| <b>8</b> | <b>Kyushu University</b>      | <b>3.37</b>         |
| 9        | The University of Tokyo       | 3.16                |
| 10       | Kyoto University              | 3.03                |

(2019)

\*Source: Each university's website and *Kyushu University Information*

Undergraduate Enrollment Capacity, Number of Students Enrolled, Student Quota Fill Rate

| Rank     | University               | Enrollment Capacity (Number) | Students Enrolled (Number) | Student Quota Fill Rate (%) |
|----------|--------------------------|------------------------------|----------------------------|-----------------------------|
| 1        | Osaka University         | 13,546                       | 15,250                     | 112.5                       |
| 2        | The University of Tokyo  | 12,588                       | 14,024                     | 111.3                       |
| 3        | Kyoto University         | 11,783                       | 13,116                     | 111.3                       |
| 4        | Kobe University          | 10,681                       | 11,596                     | 108.6                       |
| <b>5</b> | <b>Kyushu University</b> | <b>10,658</b>                | <b>11,679</b>              | <b>109.6</b>                |
| 6        | Hokkaido University      | 10,515                       | 12,013                     | 107.8                       |
| 7        | Tohoku University        | 10,040                       | 10,881                     | 108.3                       |
| 8        | Hiroshima University     | 9,944                        | 10,810                     | 108.7                       |
| 9        | Chiba University         | 9,882                        | 10,648                     | 107.2                       |
| 10       | Niigata University       | 9,531                        | 10,277                     | 107.8                       |

(2019)

- According to "classification based on financial analysis of national university corporations" conducted by the National University Corporation Evaluation Committee, Japanese national universities in Group A (\*1) and RU11 (Research University 11) (\*2) have been defined as the Top 14 universities and they are ranked in that order.
- Top 14 universities: Hokkaido University, Tohoku University, The University of Tsukuba, Chiba University, The University of Tokyo, Tokyo Institute of Technology, Niigata University, Nagoya University, Kyoto University, Osaka University, Kobe University, Okayama University, Hiroshima University, and Kyushu University (ordered by university number).
- (\*1) Group A: National University Corporations with an enrollment capacity over 10,000 students, with 10 or more schools. (Only student enrollment capacity is considered for universities employing academic schools, colleges, and similar).
- (\*2) RU11 (Research University 11) is a consortium aiming to develop scholarship in 11 Japanese universities: Hokkaido University, Tohoku University, The University of Tsukuba, The University of Tokyo, Waseda University, Keio University, Tokyo Institute of Technology, Nagoya University, Kyoto University, Osaka University, and Kyushu University.

\*Source: MEXT, *FY 2018 Operational Performance Report*

### 1-3. Comparisons with Other Universities: Scale (National Universities) (Continued)

#### Number of Graduate Schools

| Rank     | University               | Number of Graduate Schools |
|----------|--------------------------|----------------------------|
| 1        | Hokkaido University      | 18                         |
| <b>1</b> | <b>Kyushu University</b> | <b>18</b>                  |
| 1        | Kyoto University         | 18                         |
| 4        | Osaka University         | 16                         |
| 5        | Kobe University          | 15                         |
| 5        | Tohoku University        | 15                         |
| 5        | The University of Tokyo  | 15                         |
| 8        | Chiba University         | 13                         |
| 8        | Nagoya University        | 13                         |
| 10       | Hiroshima University     | 11                         |

(2019)

#### Graduate School Enrollment Capacity

| Rank     | University                    | Enrollment Capacity Total | Master's Programs | Professional Degree Programs | Doctoral Programs |
|----------|-------------------------------|---------------------------|-------------------|------------------------------|-------------------|
| 1        | The University of Tokyo       | 4,925                     | 2,843             | 385                          | 1,697             |
| 2        | Kyoto University              | 3,732                     | 2,287             | 334                          | 1,111             |
| 3        | Osaka University              | 3,032                     | 2,025             | 80                           | 927               |
| 4        | Chiba University              | 3,008                     | 1,922             | 160                          | 926               |
| <b>5</b> | <b>Kyushu University</b>      | <b>2,668</b>              | <b>1,748</b>      | <b>140</b>                   | <b>780</b>        |
| 6        | Tohoku University             | 2,667                     | 1,773             | 120                          | 774               |
| 7        | Nagoya University             | 2,413                     | 1,634             | 50                           | 729               |
| 8        | The University of Tsukuba     | 2,396                     | 1,651             | 66                           | 679               |
| 9        | Hokkaido University           | 2,367                     | 1,608             | 100                          | 659               |
| 10       | Tokyo Institute of Technology | 2,151                     | 1,540             | 44                           | 567               |

(2019)

\*Source: Each university's website and *Kyushu University Information* (2019)

#### Graduate Student Enrollment Capacity, Number of Students Enrolled, Student Quota Fill Rate

| Rank     | University                     | Graduate Schools Total          |                               |                                | Master's Programs               |                               |                                | Professional Degree Programs    |                               |                                | Doctoral Programs               |                               |                                |
|----------|--------------------------------|---------------------------------|-------------------------------|--------------------------------|---------------------------------|-------------------------------|--------------------------------|---------------------------------|-------------------------------|--------------------------------|---------------------------------|-------------------------------|--------------------------------|
|          |                                | Enrollment Capacity<br>(Number) | Students Enrolled<br>(Number) | Student Quota Fill Rate<br>(%) | Enrollment Capacity<br>(Number) | Students Enrolled<br>(Number) | Student Quota Fill Rate<br>(%) | Enrollment Capacity<br>(Number) | Students Enrolled<br>(Number) | Student Quota Fill Rate<br>(%) | Enrollment Capacity<br>(Number) | Students Enrolled<br>(Number) | Student Quota Fill Rate<br>(%) |
| 1        | The University of Tokyo        | 11,995                          | 13,608                        | 113.4                          | 5,686                           | 7,059                         | 124.1                          | 985                             | 834                           | 84.6                           | 5,324                           | 5,715                         | 107.3                          |
| 2        | Kyoto University               | 8,850                           | 9,367                         | 105.8                          | 4,512                           | 5,036                         | 111.6                          | 663                             | 710                           | 107.0                          | 3,675                           | 3,621                         | 98.5                           |
| 3        | Osaka University               | 7,397                           | 8,043                         | 108.7                          | 4,034                           | 4,582                         | 113.5                          | 190                             | 136                           | 71.5                           | 3,173                           | 3,325                         | 104.7                          |
| 4        | Tohoku University              | 6,419                           | 6,943                         | 108.1                          | 3,548                           | 4,082                         | 115.0                          | 290                             | 197                           | 67.9                           | 2,581                           | 2,664                         | 103.2                          |
| <b>4</b> | <b>Kyushu University</b>       | <b>6,419</b>                    | <b>6,989</b>                  | <b>108.8</b>                   | <b>3,594</b>                    | <b>4,175</b>                  | <b>116.2</b>                   | <b>325</b>                      | <b>286</b>                    | <b>88.0</b>                    | <b>2,500</b>                    | <b>2,528</b>                  | <b>101.1</b>                   |
| 6        | Nagoya University              | 5,765                           | 6,088                         | 105.6                          | 3,246                           | 3,694                         | 113.8                          | 170                             | 79                            | 46.4                           | 2,349                           | 2,315                         | 98.5                           |
| 7        | The University of Tsukuba      | 5,686                           | 6,786                         | 119.3                          | 3,419                           | 4,162                         | 121.7                          | 168                             | 178                           | 105.9                          | 2,099                           | 2,446                         | 116.5                          |
| 8        | Hokkaido University            | 5,634                           | 6,327                         | 112.3                          | 3,206                           | 3,781                         | 117.9                          | 250                             | 207                           | 82.8                           | 2,178                           | 2,339                         | 107.3                          |
| 9        | Tokyo University of Technology | 4,869                           | 5,384                         | 110.5                          | 3,088                           | 3,856                         | 124.8                          | 80                              | 91                            | 113.7                          | 1,701                           | 1,437                         | 84.4                           |
| 10       | Kobe University                | 4,125                           | 4,660                         | 112.9                          | 2,502                           | 2,709                         | 108.3                          | 378                             | 309                           | 81.7                           | 1,245                           | 1,642                         | 131.9                          |

(2018)

• According to "classification based on financial analysis of national university corporations" conducted by the National University Corporation Evaluation Committee, Japanese national universities in Group A (\*1) and RU11 (Research University 11) (\*2) have been defined as the Top 14 universities and they are ranked in that order.

• Top 14 universities: Hokkaido University, Tohoku University, The University of Tsukuba, Chiba University, The University of Tokyo, Tokyo Institute of Technology, Niigata University, Nagoya University, Kyoto University, Osaka University, Kobe University, Okayama University, Hiroshima University, and Kyushu University (ordered by university number).

(\*1) Group A: National University Corporations with an enrollment capacity over 10,000 students, with 10 or more schools. (Only student enrollment capacity is considered for universities employing academic schools, colleges, and similar).

(\*2) RU11 (Research University 11) is a consortium aiming to develop scholarship in 11 Japanese universities: Hokkaido University, Tohoku University, The University of Tsukuba, The University of Tokyo, Waseda University, Keio University, Tokyo Institute of Technology, Nagoya University, Kyoto University, Osaka University, and Kyushu University.

\*Source: MEXT, *FY 2018 Operational Performance Report*

### 1- 3. Comparisons with Other Universities: Scale (National Universities) (Continued)

Number of International Students Among Undergraduate Students Enrolled

| Rank     | University                    | Number     |
|----------|-------------------------------|------------|
| 1        | Hokkaido University           | 574        |
| 2        | Osaka University              | 365        |
| 3        | The University of Tsukuba     | 359        |
| <b>4</b> | <b>Kyushu University</b>      | <b>289</b> |
| 5        | The University of Tokyo       | 275        |
| 6        | Nagoya University             | 261        |
| 7        | Tokyo Institute of Technology | 249        |
| 8        | Kyoto University              | 237        |
| 9        | Tohoku University             | 205        |
| 10       | Okayama University            | 144        |

(2018)

International Students as a Percentage of Undergraduate Students Enrolled

| Rank     | University                    | %          |
|----------|-------------------------------|------------|
| 1        | Tokyo Institute of Technology | 5.1        |
| 2        | Hokkaido University           | 4.7        |
| 3        | The University of Tsukuba     | 3.6        |
| 4        | Nagoya University             | 2.6        |
| <b>5</b> | <b>Kyushu University</b>      | <b>2.4</b> |
| 6        | Osaka University              | 2.3        |
| 7        | The University of Tokyo       | 1.9        |
| 8        | Kyoto University              | 1.8        |
| 8        | Tohoku University             | 1.8        |
| 10       | Okayama University            | 1.4        |

(2018)

Women Students as a Percentage of Undergraduate Students Enrolled

| Rank     | University                | %           |
|----------|---------------------------|-------------|
| 1        | Okayama University        | 43.1        |
| 2        | The University of Tsukuba | 39.8        |
| 3        | Chiba University          | 39.7        |
| 3        | Niigata University        | 39.7        |
| 5        | Hiroshima University      | 37.8        |
| 6        | Kobe University           | 36.7        |
| 7        | Osaka University          | 34.3        |
| 8        | Nagoya University         | 30.3        |
| <b>9</b> | <b>Kyushu University</b>  | <b>29.1</b> |
| 10       | Hokkaido University       | 28.9        |

(2019)

Number of International Students Among Graduate School Students Enrolled

| Rank     | University                    | Number       |
|----------|-------------------------------|--------------|
| 1        | The University of Tokyo       | 2,957        |
| 2        | Osaka University              | 2,115        |
| 3        | Kyoto University              | 1,668        |
| <b>4</b> | <b>Kyushu University</b>      | <b>1,656</b> |
| 5        | The University of Tsukuba     | 1,598        |
| 6        | Hokkaido University           | 1,527        |
| 7        | Tohoku University             | 1,441        |
| 8        | Nagoya University             | 1,338        |
| 9        | Hiroshima University          | 1,199        |
| 10       | Tokyo Institute of Technology | 1,184        |

(2018)

International Students as a Percentage of Graduate School Students Enrolled

| Rank     | University                    | %           |
|----------|-------------------------------|-------------|
| 1        | Osaka University              | 26.2        |
| 1        | Hiroshima University          | 26.2        |
| 3        | Hokkaido University           | 24.1        |
| <b>4</b> | <b>Kyushu University</b>      | <b>23.6</b> |
| 5        | The University of Tsukuba     | 23.5        |
| 6        | Nagoya University             | 21.9        |
| 6        | Tokyo Institute of Technology | 21.9        |
| 8        | The University of Tokyo       | 21.7        |
| 9        | Tohoku University             | 20.7        |
| 10       | Kyoto University              | 17.8        |

(2018)

Women Students as a Percentage of Graduate School Students Enrolled

| Rank      | University                | %           |
|-----------|---------------------------|-------------|
| 1         | Hiroshima University      | 35.2        |
| 2         | The University of Tsukuba | 35.1        |
| 3         | Kobe University           | 33.8        |
| 4         | Chiba University          | 32.4        |
| 5         | Hokkaido University       | 30.5        |
| 5         | Nagoya University         | 30.5        |
| 7         | Okayama University        | 30.3        |
| 8         | Osaka University          | 29.6        |
| 9         | The University of Tokyo   | 29.1        |
| 10        | Niigata University        | 28.7        |
| :         |                           |             |
| <b>13</b> | <b>Kyushu University</b>  | <b>27.0</b> |

(2019)

- According to “classification based on financial analysis of national university corporations” conducted by the National University Corporation Evaluation Committee, Japanese national universities in Group A (\*1) and RU11 (Research University 11) (\*2) have been defined as the Top 14 universities and they are ranked in that order.
- Top 14 universities: Hokkaido University, Tohoku University, The University of Tsukuba, Chiba University, The University of Tokyo, Tokyo Institute of Technology, Niigata University, Nagoya University, Kyoto University, Osaka University, Kobe University, Okayama University, Hiroshima University, and Kyushu University (ordered by university number).
- (\*1) Group A: National University Corporations with an enrollment capacity over 10,000 students, with 10 or more schools. (Only student enrollment capacity is considered for universities employing academic schools, colleges, and similar).
- (\*2) RU11 (Research University 11) is a consortium aiming to develop scholarship in 11 Japanese universities: Hokkaido University, Tohoku University, The University of Tsukuba, The University of Tokyo, Waseda University, Keio University, Tokyo Institute of Technology, Nagoya University, Kyoto University, Osaka University, and Kyushu University.

\*Source: Number of International Students and Percentage of International Students: MEXT, *FY 2018 Operational Report*  
Percentage of Female Students: University websites and *Kyushu University Information* (2019)

### 1-3. Comparisons with Other Universities: Scale (National Universities) (Continued)

Number of Faculty Members

| Rank     | University               | Number       |
|----------|--------------------------|--------------|
| 1        | The University of Tokyo  | 3,852        |
| 2        | Osaka University         | 3,541        |
| 3        | Kyoto University         | 3,374        |
| 4        | Tohoku University        | 3,152        |
| <b>5</b> | <b>Kyushu University</b> | <b>2,412</b> |
| 6        | University of Tsukuba    | 2,376        |
| 7        | Nagoya University        | 2,360        |
| 8        | Hokkaido University      | 2,348        |
| 9        | Hiroshima University     | 1,899        |
| 10       | Kobe University          | 1,696        |

(2018)

Number of Students per Faculty Member

| Rank     | University                    | Number     |
|----------|-------------------------------|------------|
| 1        | Chiba University              | 9.6        |
| 2        | Tokyo Institute of Technology | 9.3        |
| 2        | Kobe University               | 9.3        |
| 4        | Niigata University            | 8.5        |
| 5        | Okayama University            | 8.1        |
| 6        | Hiroshima University          | 7.6        |
| 7        | Hokkaido University           | 7.5        |
| <b>7</b> | <b>Kyushu University</b>      | <b>7.5</b> |
| 9        | The University of Tokyo       | 6.8        |
| 10       | University of Tsukuba         | 6.6        |

(2018)

Number of Staff

| Rank      | University               | Number       |
|-----------|--------------------------|--------------|
| 1         | The University of Tokyo  | 4,093        |
| 2         | Kyoto University         | 3,471        |
| 3         | Tohoku University        | 3,244        |
| 4         | Osaka University         | 3,113        |
| 5         | Hokkaido University      | 3,096        |
| 6         | University of Tsukuba    | 2,564        |
| 7         | Nagoya University        | 2,486        |
| 8         | Okayama University       | 2,442        |
| 9         | Kobe University          | 2,049        |
| 10        | Chiba University         | 1,994        |
| ⋮         |                          |              |
| <b>14</b> | <b>Kyushu University</b> | <b>1,361</b> |

(2018)

Number of Women Faculty Members

| Rank     | University               | Number     |
|----------|--------------------------|------------|
| 1        | Osaka University         | 318        |
| 2        | The University of Tokyo  | 262        |
| 3        | University of Tsukuba    | 220        |
| 4        | Nagoya University        | 184        |
| 5        | Kyoto University         | 182        |
| <b>6</b> | <b>Kyushu University</b> | <b>173</b> |
| 7        | Tohoku University        | 171        |
| 8        | Hiroshima University     | 170        |
| 9        | Chiba University         | 169        |
| 10       | Kobe University          | 157        |

(2019)

Number of International Faculty Members

| Rank     | University               | Number    |
|----------|--------------------------|-----------|
| 1        | Osaka University         | 134       |
| 2        | Kyoto University         | 113       |
| 3        | The University of Tokyo  | 89        |
| <b>4</b> | <b>Kyushu University</b> | <b>88</b> |
| 5        | Tohoku University        | 86        |
| 6        | Hokkaido University      | 72        |
| 7        | University of Tsukuba    | 66        |
| 8        | Hiroshima University     | 62        |
| 9        | Kobe University          | 45        |
| 10       | Nagoya University        | 40        |

(2019)

Management Expenses Grants

(Unit: million JPY)

| Rank     | University                    | Sum Allocated |
|----------|-------------------------------|---------------|
| 1        | The University of Tokyo       | 84,880        |
| 2        | Kyoto University              | 56,656        |
| 3        | Osaka University              | 50,962        |
| 4        | Tohoku University             | 46,908        |
| <b>5</b> | <b>Kyushu University</b>      | <b>41,069</b> |
| 6        | University of Tsukuba         | 40,307        |
| 7        | Hokkaido University           | 39,168        |
| 8        | Nagoya University             | 31,581        |
| 9        | Hiroshima University          | 25,333        |
| 10       | Tokyo Institute of Technology | 23,248        |

(2019)

• According to “classification based on financial analysis of national university corporations” conducted by the National University Corporation Evaluation Committee, Japanese national universities in Group A (\*1) and RU11 (Research University 11) (\*2) have been defined as the Top 14 universities and they are ranked in that order.

• Top 14 universities: Hokkaido University, Tohoku University, The University of Tsukuba, Chiba University, The University of Tokyo, Tokyo Institute of Technology, Niigata University, Nagoya University, Kyoto University, Osaka University, Kobe University, Okayama University, Hiroshima University, and Kyushu University (ordered by university number).

(\*1) Group A: National University Corporations with an enrollment capacity over 10,000 students, with 10 or more schools. (Only student enrollment capacity is considered for universities employing academic schools, colleges, and similar).

(\*2) RU11 (Research University 11) is a consortium aiming to develop scholarship in 11 Japanese universities: Hokkaido University, Tohoku University, The University of Tsukuba, The University of Tokyo, Waseda University, Keio University, Tokyo Institute of Technology, Nagoya University, Kyoto University, Osaka University, and Kyushu University.

\*Source: Number of Faculty Members, Faculty-to-Student Ratios, Number of Staff: MEXT, *FY 2018 Operational Performance Report*  
 Numbers of Women and International Faculty Members: Asahi Shimbun Publications, *University Rankings 2021*  
 Management Expenses Grants: Each university's *Yearly Plan for FY 2019*

## 1-4. Comparisons with Other Universities: Education (National, Public, and Private Universities)

| Area of School Buildings |                          |                | Second/Third year Transfer Students From Other Universities |                                    |           | Number of Books in Library Collection |                          |                  |
|--------------------------|--------------------------|----------------|---|------------------------------------|-----------|---------------------------------------|--------------------------|------------------|
| Rank                     | University               | m <sup>2</sup> | Rank  | University                         | Number    | Rank                                  | University               | Books            |
| 1                        | Nihon University         | 1,029,587      | 1   | Kansai Gaidai University           | 495       | 1                                     | The University of Tokyo  | 9,745,659        |
| <b>2</b>                 | <b>Kyushu University</b> | <b>855,035</b> | 2   | Toyohashi University of Technology | 369       | 2                                     | Kyoto University         | 7,126,337        |
| 3                        | The University of Tokyo  | 828,073        | 3   | Nagaoka University of Technology   | 340       | 3                                     | Nihon University         | 5,704,096        |
| 4                        | Osaka University         | 683,907        | 4   | Nihon University                   | 317       | 4                                     | Waseda University        | 5,646,950        |
| 5                        | Kyoto University         | 640,203        | 5   | Kokugakuin University              | 232       | 5                                     | Keio University          | 4,973,536        |
| 6                        | Waseda University        | 625,884        | 6   | Mukogawa Women's University        | 145       | <b>6</b>                              | <b>Kyushu University</b> | <b>4,195,007</b> |
| 7                        | Hokkaido University      | 556,680        | 7   | Teikyo University                  | 141       | 7                                     | Tohoku University        | 4,168,468        |
| 8                        | Ritsumeikan University   | 527,458        | 8   | Tokyo University of Social Welfare | 135       | 8                                     | Osaka University         | 3,884,016        |
| 9                        | Tokai University         | 508,926        | 9   | Hokuriku University                | 131       | 9                                     | Kobe University          | 3,784,027        |
| 10                       | Nagoya University        | 492,246        | 10  | Niigata University                 | 127       | 10                                    | Hokkaido University      | 3,779,843        |
|                          |                          |                |   | ⋮                                  |           |                                       |                          |                  |
|                          |                          |                | <b>34</b>   | <b>Kyushu University</b>           | <b>59</b> |                                       |                          |                  |

(2019)

### Index Evaluation: Index Total from Books, Accepted, Lending, and Library Fee

| Rank      | University                         | Books        | Accepted     | Lending      | Library Fee  | Index Evaluation |
|-----------|------------------------------------|--------------|--------------|--------------|--------------|------------------|
| 1         | Tenri University                   | 100.00       | 84.79        | 10.92        | 94.75        | 100.00           |
| 2         | International Christian University | 38.24        | 71.36        | 100.00       | 61.39        | 93.30            |
| 3         | The University of Tokyo            | 52.71        | 74.50        | 36.34        | 95.19        | 89.08            |
| 4         | Tsurumi University                 | 44.25        | 87.70        | 26.07        | 80.75        | 82.20            |
| 5         | Hitotsubashi University            | 58.50        | 59.51        | 36.96        | 61.02        | 74.36            |
| 6         | Kyoto University                   | 48.39        | 63.09        | 38.49        | 65.09        | 74.04            |
| 7         | Nara University                    | 34.35        | 100.00       | 39.24        | 38.73        | 73.10            |
| 8         | Gakushuin University               | 29.76        | 57.72        | 24.81        | 100.00       | 73.09            |
| 9         | Soka University                    | 21.20        | 61.30        | 66.59        | 59.00        | 71.64            |
| <b>10</b> | <b>Kyushu University</b>           | <b>34.62</b> | <b>38.26</b> | <b>22.05</b> | <b>95.57</b> | <b>65.59</b>     |

(2019)

• Perspectives on Rankings (Quoted from Source)  
 In November 2019, questionnaires were sent to library directors at 755 national, public and private universities Nationwide. The responses from the 727 schools that had replied by early January 2020 were tallied. In regard to the number of books in the collection for each student targeted for aid, the number of accepted books, the number of books lent (students), and library fees, each figure is indexed with a maximum value of 100. The index evaluation for the overall ranking is a total of the indexes of each item expressed with a maximum value of 100. However, universities with fewer than 2,000 students targeted for aid and universities established less than 4 years ago have been excluded from the tally. In addition, in the case that junior colleges and other schools are also considered, the number of students targeted for aid includes these students as well. Library fees were calculated by adding the total cost of materials together with other library expenses.

\*Source: Asahi Shimbun Publications, *University Rankings 2021*

## 1-4. Comparisons with Other Universities: Education (National, Public, and Private Universities) (Continued)

### Percentage Going on to Graduate School

| Undergraduate Schools of Science, Technology, and Engineering |                 | School of Science  |                 | Undergraduate Schools of Agriculture, Biological Sciences |                 |
|---|-----------------|--|-----------------|---|-----------------|
| University  | %               | University   | %               | University  | %               |
| Tohoku University (Engineering)                               | 89.9 (1)        | Osaka University (Science)   | 84.8 (1)        | Kyoto University (Agriculture)                            | 80.4 (1)        |
| Nagaoka University of Technology (Engineering)                | 86.1 (2)        | The University of Tokyo (Science)                                  | 83.9 (2)        | Tohoku University (Agriculture)                           | 79.5 (2)        |
| Osaka University (Engineering)                                | 84.9 (3)        | Tohoku University (Science)  | 81.3 (3)        | Nagoya University (Agriculture)                           | 74.6 (3)        |
| Osaka Prefecture University (Engineering)                     | 83.8 (4)        | Hokkaido University (Science)                                      | 79.2 (4)        | <b>Kyushu University (Agriculture)</b>                    | <b>74.3 (4)</b> |
| Nagoya University (Engineering)                               | 83.6 (5)        | Kyoto University (Science)   | 79.0 (5)        | Hokkaido University (Agriculture)                         | 73.5 (5)        |
| Kyoto University (Engineering)                                | 83.5 (6)        | Nagoya University (Science)  | 74.0 (6)        | Hokkaido University (Fishery)                             | 71.4 (6)        |
| <b>Kyushu University (Engineering)</b>                        | <b>82.6 (7)</b> | <b>Kyushu University (Science)</b>                                 | <b>72.2 (7)</b> | University of Tsukuba (Life and Environmental Sciences)   | 69.2 (7)        |
| The University of Tokyo (Engineering)                         | 81.2 (8)        | Okayama University (Science)                                       | 70.7 (8)        | Kobe University (Agriculture)                             | 63.5 (8)        |
| Hokkaido University (Engineering)                             | 81.0 (9)        | Hiroshima University (Science)                                     | 68.6 (9)        | The University of Tokyo (Agriculture)                     | 59.9 (9)        |
| Osaka University (Basic Engineering)                          | 80.9 (10)       | Kobe University (Science)  | 67.3 (10)       | Ritsumeikan University (Biology)                          | 58.2 (10)       |
| School of Law   |                 | Undergraduate Schools of Economics, Management, Commerce           |                 |   |                 |
| University  | %               | University   | %               |   |                 |
| The University of Tokyo (Law)                                 | 24.6 (1)        | Okayama Shoka University (Economics)                               | 24.6 (1)        |   |                 |
| Kyoto University (Law)  | 24.3 (2)        | Hokuriku University (Economics and Management)                     | 24.5 (2)        |   |                 |
| Kobe University (Law)   | 22.3 (3)        | The University of Tokyo (Economics)                                | 9.3 (3)         |   |                 |
| Hitotsubashi University (Law)                                 | 19.1 (4)        | Kyoto University (Economics)                                       | 9.1 (4)         |   |                 |
| Osaka University (Law)  | 17.3 (5)        | Osaka University of Economics and Law (Economics)                  | 8.8 (5)         |   |                 |
| Nagoya University (Law)                                       | 15.8 (6)        | Josai International University (Management & Information Sciences) | 7.8 (6)         |   |                 |
| Hokkaido University (Law)                                     | 15.6 (7)        | Osaka University (Economics)                                       | 6.8 (7)         |   |                 |
| <b>Kyushu University (Law)</b>                                | <b>15.3 (8)</b> | Rikkyo University (Economics)                                      | 6.2 (8)         |   |                 |
| Tohoku University (Law)                                       | 15.3 (8)        | Tohoku University (Economics)                                      | 5.9 (9)         |   |                 |
| Osaka Institute of Technology (Intellectual Property)         | 14.6 (10)       | <b>Kyushu University (Economics)</b>                               | <b>5.5 (10)</b> |   |                 |
|   |                 | Kobe International University (Economics)                          | 5.5 (10)        |   |                 |

(2019)

### Admission of Adult Students

| Rank     | University               | Points      |
|----------|--------------------------|-------------|
| 1        | Toyo University          | 75.2        |
| 2        | Kansai University        | 58.6        |
| 3        | Waseda University        | 57.3        |
| 4        | Hosei University         | 57.0        |
| 5        | Hokkaido University      | 49.2        |
| <b>6</b> | <b>Kyushu University</b> | <b>48.2</b> |
| 7        | Musashino University     | 47.4        |
| 8        | Tohoku University        | 46.4        |
| 9        | Doshisha University      | 45.4        |
| 10       | Nihon University         | 44.9        |

(2019)

#### • Perspectives on Rankings

This data is based on university surveys conducted by the Recurrent Education Network and Alternatives (RENA) between October of 2019 and January of 2020. Assessments were carried out on national implementation for 1st year undergrad students, 2nd/3rd year transfer students, students in bachelor or master degree programs, doctoral candidates, students in professional education and other adult education programs. RENA, a university admission information library, gathers information on universities and graduate schools all over Japan. Information is available on admissions to universities, faculties, and graduate schools open to the public, including universities offering examinations for working adults, systems enabling working adults to learn, and the numbers of overall and successful program applicants (including working adults). For more details about these rankings, please see the URL below. (Japanese only)  
URL <http://www.rena.gr.jp/>

\*Source: Asahi Shimbun Publications, *University Rankings 2021*



## 1-5. Comparisons with Other Universities: Employment (National, Public, and Private Universities)

### ◆ Most Popular Employers ◆

#### Toyota Motor Corporation

| Rank     | University                     | Number    |
|----------|--------------------------------|-----------|
| 1        | Nagoya University              | 41        |
| 2        | Waseda University              | 29        |
| 3        | Osaka University               | 28        |
| 4        | Nagoya Institute of Technology | 25        |
| 5        | Keio University                | 24        |
| <b>6</b> | <b>Kyushu University</b>       | <b>20</b> |
| 7        | Tokyo Institute of Technology  | 17        |
| 7        | Ritsumeikan University         | 17        |
| 9        | Hokkaido University            | 15        |
| 10       | Tokyo University of Science    | 14        |
| 10       | Doshisha University            | 14        |
| 10       | Meiji University               | 14        |

(2019)

#### Hitachi, Ltd.

| Rank      | University                    | Number    |
|-----------|-------------------------------|-----------|
| 1         | Waseda University             | 48        |
| 2         | Keio University               | 36        |
| 3         | Tohoku University             | 35        |
| 4         | Tokyo Institute of Technology | 34        |
| 5         | Osaka University              | 33        |
| 6         | Nagoya University             | 25        |
| 7         | Hokkaido University           | 23        |
| 8         | Sophia University             | 19        |
| 9         | University of Tsukuba         | 17        |
| 9         | Doshisha University           | 17        |
| 9         | Meiji University              | 17        |
| <b>12</b> | <b>Kyushu University</b>      | <b>16</b> |

(2019)

#### Meiji Co, Ltd. (Meiji Seika Pharma Co, Ltd.)

| Rank     | University                  | Number   |
|----------|-----------------------------|----------|
| 1        | Kwansei Gakuin University   | 6        |
| 2        | Meiji University            | 5        |
| 2        | Waseda University           | 5        |
| <b>4</b> | <b>Kyushu University</b>    | <b>4</b> |
| 4        | Doshisha University         | 4        |
| 6        | Osaka University            | 3        |
| 6        | Kobe University             | 3        |
| 6        | Tohoku University           | 3        |
| 6        | Hokkaido University         | 3        |
| 6        | Osaka Prefecture University | 3        |
| 6        | Tokyo University of Science | 3        |
| 6        | Ritsumeikan University      | 3        |

(2019)

#### All-Nippon Airways ANA

| Rank      | University                         | Number    |
|-----------|------------------------------------|-----------|
| 1         | Keio University                    | 37        |
| 2         | Aoyama Gakuin University           | 36        |
| 3         | Kansai Gaidai University           | 35        |
| 3         | Kwansei Gakuin University          | 35        |
| 5         | Waseda University                  | 29        |
| 6         | Rikkyo University                  | 28        |
| 7         | Sophia University                  | 25        |
| 8         | Doshisha University                | 22        |
| 8         | Meiji University                   | 22        |
| 10        | Ritsumeikan University             | 21        |
| 11        | Hosei University                   | 18        |
| 12        | Tokyo Woman's Christian University | 15        |
| <b>13</b> | <b>Kyushu University</b>           | <b>13</b> |
| 13        | Seijo University                   | 13        |
| 13        | Seinan Gakuin University           | 13        |
| 13        | Tokai University                   | 13        |
| 13        | Dokkyo University                  | 13        |

(2019)

#### Itochu Corporation

| Rank     | University                | Number   |
|----------|---------------------------|----------|
| 1        | Keio University           | 25       |
| 2        | Waseda University         | 20       |
| 3        | Hitotsubashi University   | 7        |
| 4        | Osaka University          | 6        |
| 4        | Sophia University         | 6        |
| 6        | Kobe University           | 5        |
| <b>7</b> | <b>Kyushu University</b>  | <b>4</b> |
| 8        | Kwansei Gakuin University | 3        |
| 8        | Meiji University          | 3        |
| 8        | Ritsumeikan University    | 3        |

(2019)

#### Kagome

| Rank     | University               | Number   |
|----------|--------------------------|----------|
| 1        | Osaka University         | 3        |
| 1        | Kobe University          | 3        |
| 1        | Meiji University         | 3        |
| 4        | Okayama University       | 2        |
| <b>4</b> | <b>Kyushu University</b> | <b>2</b> |
| 4        | Hosei University         | 2        |
| 4        | Rikkyo University        | 2        |
| 4        | Waseda University        | 2        |

(2019)

#### • Perspectives on Rankings

The companies listed above were selected from the Mynavi/Nikkei 2020 Ranking of Popular Employers for University Graduates (a joint study conducted by Mynavi Corp. and Nikkei, Inc.). This nationwide survey was conducted on third-year university students and first-year graduate students expecting to graduate in March 2020 (at the time of surveying). There were 47,939 valid responses. The popular employer ranking was tallied from the number in employment in 2019 at top companies (some excluded) from both the liberal arts and sciences. (Survey conducted by Daigaku Tsushin.) Some may include group companies. In addition, universities that did not respond to the questionnaire, such as the University of Tokyo and Kyoto University, as well as universities that did not respond in regard to some companies are not listed.

\*Source: Asahi Shimbun Publications, *University Rankings 2021*

## 1-5. Comparisons with Other Universities: Employment (National, Public, and Private Universities) (Continued)

### Fujitsu

| Rank     | University                    | Number    |
|----------|-------------------------------|-----------|
| 1        | Waseda University             | 83        |
| 2        | Keio University               | 52        |
| 3        | Osaka University              | 36        |
| 4        | Yokohama National University  | 32        |
| 5        | Kobe University               | 31        |
| 5        | Meiji University              | 31        |
| <b>7</b> | <b>Kyushu University</b>      | <b>26</b> |
| 7        | Ritsumeikan University        | 26        |
| 9        | Doshisha University           | 24        |
| 10       | Tokyo Institute of Technology | 21        |
| 10       | Hokkaido University           | 21        |

(2019)

### ASAHI BREWERIES, LTD.

| Rank     | University                | Number   |
|----------|---------------------------|----------|
| 1        | Ritsumeikan University    | 6        |
| 2        | Waseda University         | 5        |
| 3        | Doshisha University       | 4        |
| 3        | Meiji University          | 4        |
| <b>5</b> | <b>Kyushu University</b>  | <b>3</b> |
| 5        | Kansai University         | 3        |
| 5        | Kwansei Gakuin University | 3        |
| 5        | Kyoto Sangyo University   | 3        |
| 5        | Keio University           | 3        |
| 5        | Rikkyo University         | 3        |

(2019)

### Nitori

| Rank     | University                | Number    |
|----------|---------------------------|-----------|
| 1        | Waseda University         | 40        |
| 2        | Ritsumeikan University    | 36        |
| 3        | Hokkaido University       | 30        |
| 4        | Kansai University         | 27        |
| 4        | Chuo University           | 27        |
| <b>6</b> | <b>Kyushu University</b>  | <b>24</b> |
| 6        | Kwansei Gakuin University | 24        |
| 8        | Tohoku University         | 21        |
| 9        | Osaka University          | 20        |
| 9        | Meiji University          | 20        |

(2019)

### Nissin Foods

| Rank     | University               | Number   |
|----------|--------------------------|----------|
| 1        | Nagoya University        | 3        |
| 1        | Waseda University        | 3        |
| 3        | Osaka University         | 2        |
| <b>3</b> | <b>Kyushu University</b> | <b>2</b> |
| 3        | Kobe University          | 2        |
| 3        | Kinki University         | 2        |
| 3        | Nihon University         | 2        |
| 3        | Hosei University         | 2        |
| 3        | Meiji University         | 2        |

(2019)

#### • Perspectives on Rankings

The companies listed above were selected from the Mynavi/Nikkei 2020 Ranking of Popular Employers for University Graduates (a joint study conducted by Mynavi Corp. and Nikkei, Inc.). This nationwide survey was conducted on third-year university students and first-year graduate students expecting to graduate in March 2020 (at the time of surveying). There were 47,939 valid responses. The popular employer ranking was tallied from the number in employment in 2019 at top companies (some excluded) from both the liberal arts and sciences. (Survey conducted by Daigaku Tsushin.) Some may include group companies. In addition, universities that did not respond to the questionnaire, such as the University of Tokyo and Kyoto University, as well as universities that did not respond in regard to some companies are not listed.

\*Source: Asahi Shimbun Publications, *University Rankings 2021*

## 1-6. Comparisons with Other Universities: International

QS World University Rankings (published June 2020)

| 2018/2019 Rank | 2019/2020 Rank | 2020/2021 Rank | 2020/2021 Rank in Japan | University                               | 2020/2021 Overall Score |
|----------------|----------------|----------------|-------------------------|--|-------------------------|
| 1              | 1              | 1              | —                       | Massachusetts Institute of Technology    | 100.0                   |
| 2              | 2              | 2              | —                       | Stanford University                      | 98.4                    |
| 3              | 3              | 3              | —                       | Harvard University                       | 97.9                    |
| 4              | 5              | 4              | —                       | California Institute of Technology       | 97.0                    |
| 5              | 4              | 5              | —                       | University of Oxford                     | 96.7                    |
|                |                |                |                         | ⋮  |                         |
| 23             | 22             | 24             | 1                       | The University of Tokyo                  | 83.2                    |
| 27             | 28             | 30             | —                       | University of California, Berkeley       | 80.8                    |
| 35             | 33             | 38             | 2                       | Kyoto University                         | 78.9                    |
| 61             | 55             | 50             | —                       | Technical University of Munich           | 73.6                    |
| 58             | 58             | 56             | 3                       | Tokyo Institute of Technology            | 70.8                    |
| 67             | 71             | 72             | 4                       | Osaka University                         | 66.1                    |
| 77             | 82             | 79             | 5                       | Tohoku University                        | 64.3                    |
| 113            | 103            | 100            | —                       | National Autonomous University of Mexico | 58.8                    |
| 111            | 115            | 110            | 6                       | Nagoya University                        | 55.8                    |
| 126            | 132            | 124            | 7                       | Kyushu University                        | 53.7                    |
| 128            | 132            | 139            | 8                       | Hokkaido University                      | 52.2                    |
| 208            | 196            | 189            | 9                       | Waseda University                        | 44.1                    |
| 198            | 200            | 191            | 10                      | Keio University                          | 44.0                    |

### Academic Reputation

| Rank in Japan | University                    | Score |
|---------------|-------------------------------|-------|
| 1             | The University of Tokyo       | 100.0 |
| 2             | Kyoto University              | 98.6  |
| 3             | Osaka University              | 80.1  |
| 4             | Tokyo Institute of Technology | 73.3  |
| 5             | Tohoku University             | 69.3  |
| 6             | Nagoya University             | 58.7  |
| 7             | Waseda University             | 58.6  |
| 8             | Kyushu University             | 54.6  |
| 9             | Hokkaido University           | 54.0  |
| 10            | Keio University               | 49.5  |

### Employer Reputation

| Rank in Japan | University                    | Score |
|---------------|-------------------------------|-------|
| 1             | The University of Tokyo       | 99.6  |
| 2             | Kyoto University              | 96.9  |
| 3             | Waseda University             | 93.6  |
| 4             | Tokyo Institute of Technology | 90.4  |
| 5             | Keio University               | 87.0  |
| 6             | Osaka University              | 79.6  |
| 7             | Tohoku University             | 72.4  |
| 8             | Kyushu University             | 62.5  |
| 9             | Hokkaido University           | 60.0  |
| 10            | Nagoya University             | 52.3  |

### Citations per Faculty

| Rank in Japan | University                    | Score |
|---------------|-------------------------------|-------|
| 1             | Tokyo Institute of Technology | 62.6  |
| 2             | The University of Tokyo       | 62.5  |
| 3             | Kyoto University              | 42.6  |
| 4             | Osaka University              | 41.3  |
| 5             | Tohoku University             | 39.6  |
| 6             | Nagoya University             | 35.0  |
| 7             | Hokkaido University           | 32.7  |
| 8             | Kyushu University             | 31.2  |
| 9             | University of Tsukuba         | 22.5  |
| 10            | Keio University               | 9.6   |

### Faculty Student

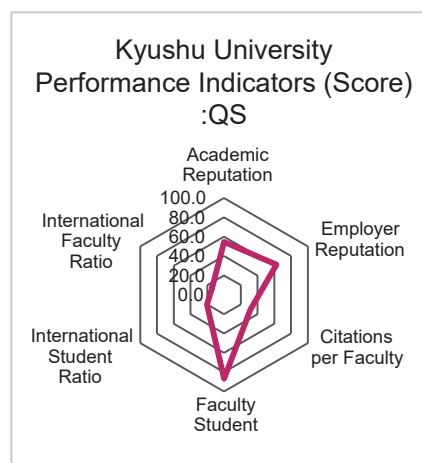
| Rank in Japan | University                    | Score |
|---------------|-------------------------------|-------|
| 1             | Tohoku University             | 98.1  |
| 2             | Kyoto University              | 95.0  |
| 3             | The University of Tokyo       | 92.3  |
| 4             | Nagoya University             | 90.0  |
| 5             | Kyushu University             | 86.7  |
| 6             | Tokyo Institute of Technology | 83.4  |
| 7             | Hokkaido University           | 80.0  |
| 8             | Osaka University              | 78.9  |
| 9             | University of Tsukuba         | 68.9  |
| 10            | Keio University               | 60.8  |

### International Student Ratio

| Rank in Japan | University                    | Score |
|---------------|-------------------------------|-------|
| 1             | Waseda University             | 36.7  |
| 2             | Tokyo Institute of Technology | 28.0  |
| 3             | University of Tsukuba         | 27.3  |
| 4             | The University of Tokyo       | 26.1  |
| 5             | Kyushu University             | 20.4  |
| 5             | Nagoya University             | 20.4  |
| 7             | Kyoto University              | 19.8  |
| 8             | Tohoku University             | 16.9  |
| 9             | Hokkaido University           | 16.2  |
| 10            | Osaka University              | 14.0  |

### International Faculty Ratio

| Rank in Japan | University                    | Score |
|---------------|-------------------------------|-------|
| 1             | Waseda University             | 31.0  |
| 2             | Tokyo Institute of Technology | 27.6  |
| 3             | Osaka University              | 20.3  |
| 4             | Hokkaido University           | 17.9  |
| 5             | University of Tsukuba         | 15.5  |
| 6             | Nagoya University             | 14.8  |
| 7             | Kyushu University             | 14.4  |
| 8             | Keio University               | 12.2  |
| 9             | Tohoku University             | 11.8  |
| 10            | The University of Tokyo       | 10.7  |



\* Japanese universities ranking in the top 300 were compared on the following points: Academic and Employer reputations, Citations per faculty member, Faculty to Student ratios, and ratios for both International Students and Faculty.

\*Source: Website of British world university evaluation body Quacquarelli Symonds (QS)

## 1-6. Comparisons with Other Universities: International (Continued)

### THE World University Rankings (published September 2019)

\*Overall scores for universities ranked below 200th are not published, so an estimated value is calculated from the scores for each indicator.

| 2018/2019 Rank | 2019/2020 Rank | 2020/2021 Rank | 2020/2021 Rank in Japan | University  | 2020/2021 Overall Score |
|----------------|----------------|----------------|-------------------------|---|-------------------------|
| 1              | 1              | 1              | —                       | University of Oxford                                      | 95.6                    |
| 3              | 4              | 2              | —                       | Stanford University                                       | 94.9                    |
| 6              | 7              | 3              | —                       | Harvard University  | 94.8                    |
| 5              | 2              | 4              | —                       | California Institute of Technology                        | 94.5                    |
| 4              | 5              | 5              | —                       | Massachusetts Institute of Technology                     | 94.4                    |
|                |                |                |                         | ⋮   |                         |
| 29             | 30             | 30             | —                       | University of Edinburgh                                   | 79.4                    |
| 42             | 36             | 36             | 1                       | The University of Tokyo                                   | 76.0                    |
| 54             | 52             | 50             | —                       | Washington University, St. Louis                          | 71.1                    |
| 65             | 65             | 54             | 2                       | Kyoto University  | 70.3                    |
| 190            | 159            | 100            | —                       | Shanghai Jiaotong University                              | 61.8                    |
| 251-300 (265)  | 251-300 (263)  | 201-250 (215)  | 3                       | Tohoku University   | 53.0                    |
| 251-300 (264)  | 301-350 (301)  | 301-350 (315)  | 4                       | Tokyo Institute of Technology                             | 47.1                    |
| 251-300 (300)  | 301-350 (344)  | 351-400 (353)  | 5                       | Osaka University  | 45.5                    |
| 301-350 (303)  | 301-350 (318)  | 351-400 (364)  | 6                       | Nagoya University   | 45.0                    |
| -              | 401-500 (377)  | 351-400 (400)  | 7                       | University of Occupational and Environmental Health Japan | 43.6                    |
| 401-500 (461)  | 401-500 (415)  | 401-500 (444)  | 8                       | Tokyo Medical and Dental University                       | 41.6                    |
| 401-500 (422)  | 401-500 (462)  | 401-500 (453)  | 9                       | <b>Kyushu University</b>                                  | <b>41.4</b>             |
| 401-500 (496)  | 401-500 (495)  | 401-500 (504)  | 10                      | University of Tsukuba                                     | 39.8                    |

### Teaching (learning environment)

| Rank in Japan | University                          | Score       |
|---------------|-------------------------------------|-------------|
| 1             | The University of Tokyo             | 87.9        |
| 2             | Kyoto University                    | 77.9        |
| 3             | Tohoku University                   | 57.7        |
| 4             | Osaka University                    | 52.0        |
| 5             | Tokyo Institute of Technology       | 51.8        |
| 6             | Nagoya University                   | 47.7        |
| 7             | Tokyo Medical and Dental University | 46.1        |
| 8             | <b>Kyushu University</b>            | <b>45.3</b> |
| 9             | Hokkaido University                 | 45.0        |
| 10            | University of Tsukuba               | 43.5        |

### International Outlook (quality of faculty and students)

| Rank in Japan | University                    | Score       |
|---------------|-------------------------------|-------------|
| 1             | The University of Aizu        | 70.6        |
| 2             | Tohoku University             | 46.7        |
| 3             | University of Tsukuba         | 44.6        |
| 4             | Hokkaido University           | 41.9        |
| 5             | Tokyo Institute of Technology | 41.1        |
| 6             | <b>Kyushu University</b>      | <b>40.7</b> |
| 7             | The University of Tokyo       | 40.1        |
| 8             | Osaka University              | 38.6        |
| 9             | Kyoto University              | 37.8        |
| 10            | Nagoya University             | 34.9        |

### Industry Income (Innovation)

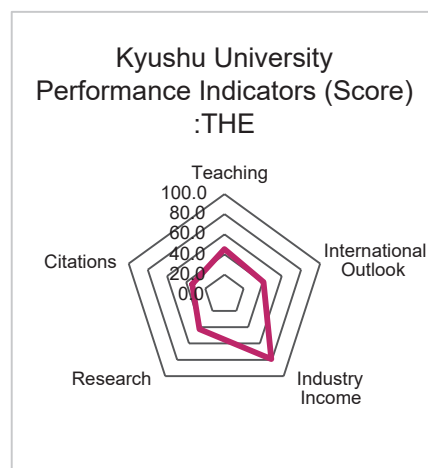
| Rank in Japan | University                          | Score       |
|---------------|-------------------------------------|-------------|
| 1             | Tohoku University                   | 97.4        |
| 2             | Nagoya University                   | 87.7        |
| 3             | The University of Tokyo             | 82.6        |
| 4             | <b>Kyushu University</b>            | <b>79.0</b> |
| 5             | Kyoto University                    | 74.6        |
| 6             | Tokyo Institute of Technology       | 71.8        |
| 7             | Tokyo Medical and Dental University | 65.9        |
| 8             | Hokkaido University                 | 64.6        |
| 9             | Osaka University                    | 64.0        |
| 10            | University of Tsukuba               | 47.1        |

### Research Volume, income, and reputation

| Rank in Japan | University                          | Score       |
|---------------|-------------------------------------|-------------|
| 1             | The University of Tokyo             | 90.7        |
| 2             | Kyoto University                    | 79.9        |
| 3             | Tohoku University                   | 61.0        |
| 4             | Tokyo Institute of Technology       | 54.2        |
| 5             | Osaka University                    | 50.6        |
| 6             | Nagoya University                   | 47.8        |
| 7             | <b>Kyushu University</b>            | <b>42.3</b> |
| 8             | Hokkaido University                 | 41.5        |
| 9             | University of Tsukuba               | 39.0        |
| 10            | Tokyo Medical and Dental University | 26.6        |

### Citations

| Rank in Japan | University  | Score       |
|---------------|---|-------------|
| 1             | University of Occupational and Environmental Health Japan | 100.0       |
| 2             | Teikyo University   | 92.3        |
| 3             | Fujita Health University                                  | 85.4        |
| 4             | Kansai Medical University                                 | 72.8        |
| 5             | Yokohama City University                                  | 68.7        |
| 6             | Nippon Medical School                                     | 66.8        |
| 7             | Kyoto University  | 60.8        |
| 8             | The University of Aizu                                    | 58.6        |
| 9             | Jikei University School of Medicine                       | 58.4        |
| 10            | The University of Tokyo                                   | 57.7        |
|               | ⋮   |             |
| 19            | <b>Kyushu University</b>                                  | <b>33.8</b> |



• Japanese universities ranking in the top 800 were compared on the following points: teaching, international outlook, industry income, research, and citations.

\*Source: Website of Times Higher Education (THE)

## 1-7. Comparisons with Other Universities: Reputation

### ◆ Reputation Among University Presidents ◆

#### Overall

| Rank | University                         | Number |
|------|------------------------------------|--------|
| 1    | Kyoto University                   | 124    |
| 2    | Tokyo Institute of Technology      | 64     |
| 3    | Kanazawa Institute of Technology   | 63     |
| 4    | The University of Tokyo            | 56     |
| 5    | Akita International University     | 53     |
| 6    | Osaka University                   | 49     |
| 7    | International Christian University | 40     |
| 8    | Tohoku University                  | 33     |
| 9    | Nagoya University                  | 30     |
| 9    | Kindai University                  | 30     |
| ⋮    |                                    |        |
| 19   | Kyushu University                  | 16     |

(2019)

#### Education

| Rank | University                          | Number |
|------|-------------------------------------|--------|
| 1    | Akita International University      | 53     |
| 1    | Kanazawa Institute of Technology    | 53     |
| 3    | International Christian University  | 40     |
| 4    | Tokyo Institute of Technology       | 28     |
| 5    | Kyoai Gakuen University             | 24     |
| 6    | Ritsumeikan Asia Pacific University | 22     |
| 7    | Ritsumeikan University              | 18     |
| 8    | Chiba University                    | 15     |
| 9    | Shibaura Institute of Technology    | 14     |
| 9    | Sophia University                   | 14     |
| ⋮    |                                     |        |
| 22   | Kyushu University                   | 6      |

(2019)

#### Research

| Rank | University                       | Number |
|------|----------------------------------|--------|
| 1    | Kyoto University                 | 112    |
| 2    | The University of Tokyo          | 48     |
| 3    | Osaka University                 | 41     |
| 4    | Tokyo Institute of Technology    | 36     |
| 5    | Tohoku University                | 29     |
| 6    | Nagoya University                | 25     |
| 7    | Kindai University                | 19     |
| 8    | Keio University                  | 13     |
| 9    | University of Tsukuba            | 12     |
| 10   | Kanazawa University              | 10     |
| 10   | Kyushu University                | 10     |
| 10   | Kanazawa Institute of Technology | 10     |
| 10   | Ritsumeikan University           | 10     |

(2019)

#### • Perspectives on Rankings

In November of 2019, surveys were sent to the presidents of 761 national, public and private universities. The opinions received from 490 university presidents by late January of 2020 were summarized. The questionnaire asked respondents to list the names of up to six universities for each of two areas: systems and achievements in the field of education, and systems and education in the research field. "Overall" is the sum of data on both "education" and "research".

### ◆ Reputation Among the Public ◆

#### Would be interested if hiring

| Rank | University              | Point |
|------|-------------------------|-------|
| 1    | The University of Tokyo | 1,210 |
| 2    | Kyoto University        | 852   |
| 3    | Waseda University       | 543   |
| 4    | Keio University         | 437   |
| 5    | Osaka University        | 221   |
| 6    | Meiji University        | 150   |
| 7    | Tohoku University       | 106   |
| 8    | Kyushu University       | 105   |
| 9    | Kindai University       | 93    |
| 10   | Nagoya University       | 84    |

(2019)

#### Proactively Contributes to the Community

| Rank | University              | Point |
|------|-------------------------|-------|
| 1    | The University of Tokyo | 644   |
| 2    | Kyoto University        | 487   |
| 3    | Waseda University       | 389   |
| 4    | Hokkaido University     | 232   |
| 5    | Keio University         | 202   |
| 6    | Tohoku University       | 200   |
| 7    | Osaka University        | 175   |
| 8    | Kindai University       | 169   |
| 9    | Kyushu University       | 112   |
| 9    | Meiji University        | 112   |

(2019)

#### Graduates are appealing

| Rank | University               | Point |
|------|--------------------------|-------|
| 1    | The University of Tokyo  | 1,167 |
| 2    | Kyoto University         | 942   |
| 3    | Waseda University        | 684   |
| 4    | Keio University          | 560   |
| 5    | Osaka University         | 199   |
| 6    | Meiji University         | 131   |
| 7    | Aoyama Gakuin University | 107   |
| 8    | Tohoku University        | 103   |
| 9    | Kyushu University        | 91    |
| 10   | Hokkaido University      | 77    |

(2019)

#### • Perspectives on Rankings

From survey conducted by Daigaku Tsushin. This was an online survey among members of Nationwide, ranking universities by topic. The survey was conducted in 2019. There were 1,000 respondents and the survey targeted company employees and public officials who had graduated from university. The survey was conducted without any regional bias and the ratio of men to women respondents was roughly 1 to 1. Respondents were asked to list up to six universities, three from anywhere in the country and three from the area in which they lived or the surrounding region. The answers were then scored in order of listing, with 3 points awarded for the first, 2 for the second, and 1 for the third.

\*Source: Asahi Shimbun Publications, *University Rankings 2021*

## 1-7. Comparisons with Other Universities: Reputation (Continued)

### ◆ Reputation Among High Schools ◆

#### Overall: Nationwide

| Rank      | University                       | Index Reputation |
|-----------|----------------------------------|------------------|
| 1         | Tohoku University                | 100.00           |
| 2         | The University of Tokyo          | 70.05            |
| 3         | Meiji University                 | 68.65            |
| 4         | Waseda University                | 65.72            |
| 5         | Akita International University   | 62.38            |
| 6         | Kanazawa Institute of Technology | 58.49            |
| 7         | Ritsumeikan University           | 56.73            |
| 8         | Kyoto University                 | 53.07            |
| 9         | Chuo University                  | 44.22            |
| 10        | Kindai University                | 37.99            |
| ⋮         |                                  |                  |
| <b>25</b> | <b>Kyushu University</b>         | <b>19.96</b>     |

(2019)

#### Reputation Among High Schools (Kyushu & Okinawa/ Other Regions)

| Rank     | University                          | Index Reputation |
|----------|-------------------------------------|------------------|
| 1        | Ritsumeikan Asia Pacific University | 24.03            |
| 2        | Kyushu Institute of Technology      | 21.45            |
| <b>3</b> | <b>Kyushu University</b>            | <b>19.96</b>     |
| 4        | Fukuoka Institute of Technology     | 12.01            |
| 5        | Seinan Gakuin University            | 8.72             |
| 6        | Nakamura Gakuen University          | 7.18             |
| 7        | Saga University                     | 7.14             |
| 8        | Sojo University                     | 7.05             |
| 9        | The University of Kitakyushu        | 6.96             |
| 10       | Fukuoka University                  | 5.47             |

(2019)

#### Development of student ability

| Rank     | University                       | Number    |
|----------|----------------------------------|-----------|
| 1        | Tohoku University                | 147       |
| 2        | The University of Tokyo          | 140       |
| 3        | Kyoto University                 | 100       |
| 4        | Kanazawa Institute of Technology | 62        |
| 5        | Osaka University                 | 60        |
| 6        | Waseda University                | 54        |
| 7        | Tokyo University of Science      | 50        |
| 8        | Akita International University   | 45        |
| <b>9</b> | <b>Kyushu University</b>         | <b>44</b> |
| 9        | Nagoya University                | 44        |

(2019)

#### Pursuing internationalization

| Rank      | University                                | Number    |
|-----------|---|-----------|
| 1         | Akita International University            | 264       |
| 2         | International Christian University        | 138       |
| 3         | Sophia University                         | 128       |
| 4         | Ritsumeikan Asia Pacific University       | 99        |
| 5         | Waseda University                         | 78        |
| 6         | Tokyo University of Foreign Studies       | 72        |
| 7         | Chiba University                          | 39        |
| 8         | The University of Tokyo                   | 36        |
| 9         | Kanda University of International Studies | 34        |
| 10        | Rikkyo University                         | 33        |
| ⋮         |   |           |
| <b>23</b> | <b>Kyushu University</b>                  | <b>15</b> |

(2019)

#### • Perspectives on Rankings

In October of 2019, a nationwide survey was sent to guidance counselors from 1,191 high schools with a history of sending students to university. The responses received from 717 schools by early December of 2019 were tallied. The question topics were as follows: "Students' development after entering university", "Sufficient support for the students' future plans", "Globalization enhancement such as offering sufficient support to international students and English classes taught by international faculty", and "Full disclosure of information at events such as open campus days". The respondents were asked to list up to six universities to which the above statements were applicable. Each of these rankings were turned into an index in which the top university (by number of people who cited it) was assigned the value 100. These were totaled and expressed as an overall evaluation in which the top university was assigned the value 100.

\*Source: Asahi Shimbun Publications, *University Rankings 2021*

## 1-8. Comparisons with Other Universities: Other

Alma Mater of University Presidents  
(Highest Level of Education)

| Rank     | University                    | Number    |
|----------|-------------------------------|-----------|
| 1        | The University of Tokyo       | 79        |
| 2        | Kyoto University              | 45        |
| 3        | Tohoku University             | 23        |
| 4        | Keio University               | 21        |
| <b>5</b> | <b>Kyushu University</b>      | <b>20</b> |
| 5        | Waseda University             | 20        |
| 7        | Osaka University              | 19        |
| 8        | Hiroshima University          | 17        |
| 9        | Hokkaido University           | 15        |
| 10       | Tokyo Institute of Technology | 13        |

(2019)

Alma Mater of Board Chairs  
(Highest Level of Education)

| Rank     | University               | Number    |
|----------|--------------------------|-----------|
| 1        | The University of Tokyo  | 62        |
| 2        | Keio University          | 39        |
| 3        | Waseda University        | 30        |
| 4        | Kyoto University         | 24        |
| 5        | Sophia University        | 14        |
| <b>6</b> | <b>Kyushu University</b> | <b>13</b> |
| 6        | Tohoku University        | 13        |
| 8        | Osaka University         | 10        |
| 8        | Doshisha University      | 10        |
| 8        | Nihon University         | 10        |
| 8        | Meiji University         | 10        |
| 8        | Rikkyo University        | 10        |

(2019)

Alma Mater of Politicians

| Rank      | University               | Number   |
|-----------|--------------------------|----------|
| 1         | The University of Tokyo  | 129      |
| 2         | Waseda University        | 73       |
| 3         | Keio University          | 72       |
| 4         | Kyoto University         | 32       |
| 5         | Nihon University         | 22       |
| 6         | Chuo University          | 21       |
| 7         | Soka University          | 17       |
| 8         | Meiji University         | 15       |
| 9         | Sophia University        | 13       |
| 9         | Hosei University         | 13       |
| ⋮         |                          |          |
| <b>22</b> | <b>Kyushu University</b> | <b>5</b> |

(2019)

### ◆ Alma Mater of Company Presidents: National Universities ◆

Alma Mater of Company Presidents

| Rank     | University               | Number       |
|----------|--------------------------|--------------|
| 1        | The University of Tokyo  | 3,940        |
| 2        | Kyoto University         | 2,505        |
| 3        | Osaka University         | 2,352        |
| 4        | Hokkaido University      | 2,190        |
| <b>5</b> | <b>Kyushu University</b> | <b>1,996</b> |
| 6        | Tohoku University        | 1,939        |
| 7        | Kobe University          | 1,817        |
| 8        | Hiroshima University     | 1,760        |
| 9        | Nagoya University        | 1,410        |
| 10       | Chiba University         | 1,404        |

(2019)

Alma Mater of Company Presidents:  
Companies Listed on the First Section  
of the Tokyo Stock Exchange

| Rank     | University                    | Number    |
|----------|-------------------------------|-----------|
| 1        | The University of Tokyo       | 144       |
| 2        | Kyoto University              | 79        |
| 3        | Osaka University              | 40        |
| 4        | Hitotsubashi University       | 34        |
| 5        | Tohoku University             | 30        |
| 6        | Kobe University               | 28        |
| 7        | Nagoya University             | 22        |
| 8        | Tokyo Institute of Technology | 17        |
| <b>9</b> | <b>Kyushu University</b>      | <b>16</b> |
| 9        | Hokkaido University           | 16        |

(2019)

Alma Mater of Company Presidents: Women

| Rank     | University               | Number    |
|----------|--------------------------|-----------|
| 1        | The University of Tokyo  | 138       |
| 2        | Hiroshima University     | 116       |
| 3        | Osaka University         | 101       |
| <b>4</b> | <b>Kyushu University</b> | <b>98</b> |
| 5        | Chiba University         | 78        |
| 5        | University of Tsukuba    | 78        |
| 7        | Kobe University          | 66        |
| 7        | Tohoku University        | 66        |
| 9        | Kyoto University         | 65        |
| 9        | Nagoya University        | 65        |

(2019)

#### ・ Perspectives on Rankings

Using the Tokyo Shoko Research, Ltd. company database, which contained information on 3,401,136 companies as of December 2018, we extracted data on the university from which the representative of the company (including one-man businesses) had graduated, where disclosed, and collated it. For certain listed companies we used only data from the Tokyo Stock Exchange. In cases where the same individual was employed as the president of multiple companies, we selected the company with the highest revenues and excluded the overlapping companies from collation. In cases where the name of the university of graduation has undergone a change, the current university name was used.

\*Source: Asahi Shimbun Publications, *University Rankings 2021*

## 1-9. Comparisons with Other Universities: Seven National Universities

### ◆ Basic Information: Seven National Universities ◆

| Item   | University | Kyushu University | Hokkaido University | Tohoku University | The University of Tokyo | Nagoya University | Kyoto University | Osaka University |
|--|------------|-------------------|---------------------|-------------------|-------------------------|-------------------|------------------|------------------|
| President  |            | 1                 | 1                   | 1                 | 1                       | 1                 | 1                | 1                |
| Senior Vice President (Executive Vice President/Auditor)                             |            | 10                | 7                   | 9                 | 9                       | 9                 | 9                | 10               |
| Number of Officers (as of May 1, 2019)   |            | 11                | 8                   | 10                | 10                      | 10                | 10               | (**1) 11         |
| Professor  |            | 699               | 681                 | 881               | 1,278                   | 636               | 1,054            | 958              |
| Associate Professor  |            | 711               | 602                 | 739               | 956                     | 508               | 944              | 825              |
| Lecturer   |            | 143               | 155                 | 193               | 286                     | 167               | 259              | 310              |
| Assistant Professor  |            | 816               | 573                 | 1,163             | 1,310                   | 394               | 1,142            | 1,156            |
| Research Associate   |            | 9                 |                     |                   |                         |                   |                  |                  |
| Teaching Associate   |            |                   | 8                   | 151               | 33                      | 2                 | 2                | 9                |
| Teacher  |            |                   |                     |                   | 41                      |                   |                  |                  |
| Number of Faculty Members (as of May 1, 2019)  |            | (**2) 2,378       | 2,019               | (**3) 3,127       | 3,904                   | (**4) 1,707       | (**5) 3,401      | (**6) 3,258      |
| Undergraduate students   |            | 11,647            | 11,311              | 10,814            | 14,058                  | 9,628             | 12,992           | 15,285           |
| Graduate Schools/Faculties Students: Master's Programs, Professional Degree Programs |            | 4,312             | 4,081               | 4,385             | 8,000                   | 3,829             | 5,806            | 4,700            |
| Graduate Schools/Faculties Students: Doctoral Programs, PhD                          |            | 2,660             | 2,364               | 2,543             | 5,732                   | 2,339             | 3,671            | 3,331            |
| Number of students (as of May 1, 2019)   |            | 18,619            | 17,756              | 17,742            | 27,790                  | 15,796            | 22,469           | 23,316           |
| Number of Undergraduate Schools (as of May 1, 2019)                                  |            | 12                | (**8) 12            | 10                | 10                      | 9                 | (**8) 10         | 11               |
| Number of Graduate/Faculties Schools (as of May 1, 2019)                             |            | 19                | (**8) 35            | 16                | 15                      | 13                | (**8) 18         | 16               |
| Number of Research Institutes (as of May 1, 2019)                                    |            | (**7) 4           | (**8) 4             | 15                | (**9) 11                | 3                 | (**8) 13         | 6                |
| Number of Joint Usage/Research Centers (as of Oct. 23, 2019)                         |            | 5                 | 8                   | 7                 | 10                      | 4                 | 18               | 8                |
| Number of Education Joint Usage Center (as of Aug. 15, 2019)                         |            | 1                 | 5                   | 3                 | 1                       | 2                 | 4                | 1                |
| Management Expenses Grants (FY2019 Budget) (Unit: million JPY)                       |            | 41,069            | 39,168              | 46,908            | 84,880                  | 31,581            | 56,656           | 50,962           |

(2019)

(\*1) These figures are as of Aug. 26, 2019.

(\*2) The figures exclude staff on administrative or childcare leave. However, they include staff hired as substitutes for those on leave, as well as rehired and special fixed-term faculty members.

(\*3) The figures include rehired staff as well as those on administrative leave.

(\*4) Figures exclude fixed-term regular staff (paramedics, staff hired to substitute for those on child care leave, research professor, Visiting professors (donated fund laboratory), hospital professors, research administrators, etc.).

(\*5) Figures exclude those on child care or administrative leave as well reemployed staff. Figures include special fixed-term faculty members and staff.

(\*6) Figures exclude dispatched staff as well as those on administrative or child care leave. Figures include Visiting faculty members (donated fund laboratory) and specially appointed faculty and staff (full-time). Figures exclude part-time faculty members (research faculty members, research post-doctoral fellow, clinical fellow and clinical resident).

(\*7) These figures are as of June 2, 2019.

(\*8) These figures are as of April 1, 2019.

(\*9) These figures are as of June 18, 2019.

\*Source: *Kyushu University Information 2019/ Documents*  
*Hokkaido University Information 2019-2020*  
*Tohoku University Information 2019/ FY 2019 Tohoku National University Yearly Plan*  
*The University of Tokyo Information 2019, Reference Version, Yearly Plan*  
*Nagoya University Profile 2019/ FY 2019 Nagoya National University Yearly Plan*  
*Kyoto University Information 2019/ FY 2019 Kyoto National University Yearly Plan*  
*Osaka University Profile 2019*  
MEXT website, List of Joint Usage/Research Center and List of Certified Joint Usage/Education Centers



■ **For other items of comparison with other universities, please see below.**

- P93 Desirable Schools for Parents, Percentage of entrants among successful general entrance examination candidates (National Universities)
- P136 National Public Servant (Regular Position), National Public Servant (Non-managerial), Professional Engineer, First-class Qualified Architect
- P139 Scholarly Output, Citation Count, FWCI
- P161 Number of Joint Collaborative Research Projects with the Private Sector Nationwide: National, Public, and Private Universities, Income from Joint Collaborative Research with the Private Sector Nationwide: National, Public, and Private Universities, Income per Project from Joint Collaborative Research with the Private Sector Nationwide: National, Public, and Private Universities
- P163 Number of Research Projects Funded by the Private Sector Nationwide: National, Public, and Private Universities, Income from Research Funded by the Private Sector Nationwide: National, Public, and Private Universities, Income per Project from Research Funded by the Private Sector Nationwide: National, Public, and Private Universities
- P165 Number of Patents Licensed, etc. (including overseas), Income from Licensing Patents, etc. (including overseas)
- P182 Comparison of Projects Funded by KAKENHI Grants-in-Aid for Scientific Research: New+Continuing  
 Number of Projects Selected, Percentage of Women, Percentage of Young Researchers, Sum Allocated  
 Comparison of Projects Funded by KAKENHI Grants-in-Aid for Scientific Research: New  
 Number of Projects Selected, Percentage of Awards

Number of Faculty and Staff Members

Number of Students

Admissions

Enrollment

Graduate Degrees Conferred

Career Paths and Employment Status

Success in Qualification Examinations

Research

International

Industry/University/Government Collaboration

University Hospital

Income and Expenditure

Selection of Research/Education Programs