

8. Success in Qualification Examinations

8-1. Pass Rates in the Bar Examination

In comparison to last year, overall pass rates for the bar examination rose.

◆ Trends in Pass Rates ◆



• Figures in parentheses indicate the following: (Kyushu University's Ranking/Total number)

*Source: MOJ website, Results of the Bar Examination Number of entrants passing the bar examination by law school, etc.

8-1. Pass Rates in the Bar Examination (Continued)

◆ Top 20 Universities by Number Passing ◆

FY 2012		FY 2013		FY 2014		FY 2015		FY 2016		FY 2017		FY 2018		FY 2019	
University	Number of Successful Candidates (Rank)	University	Number of Successful Candidates (Rank)	University	Number of Successful Candidates (Rank)	University	Number of Successful Candidates (Rank)	University	Number of Successful Candidates (Rank)	University	Number of Successful Candidates (Rank)	University	Number of Successful Candidates (Rank)	University	Number of Successful Candidates (Rank)
Chuo University	202(1)	Keio University	201(1)	Waseda University	172(1)	Chuo University	170(1)	Keio University	155(1)	Keio University	144(1)	Kyoto University	128(1)	Keio University	152(1)
The University of Tokyo	194(2)	The University of Tokyo	197(2)	Chuo University	164(2)	Keio University	158(2)	Waseda University	152(2)	The University of Tokyo	134(2)	The University of Tokyo	121(2)	The University of Tokyo	134(2)
Keio University	186(3)	Waseda University	184(3)	The University of Tokyo	158(3)	The University of Tokyo	149(3)	The University of Tokyo	137(3)	Chuo University	119(3)	Keio University	118(3)	Kyoto University	126(3)
Waseda University	155(4)	Chuo University	177(4)	Keio University	150(4)	Waseda University	145(4)	Chuo University	136(4)	Kyoto University	111(4)	Waseda University	110(4)	Chuo University	109(4)
Kyoto University	152(5)	Kyoto University	129(5)	Kyoto University	130(5)	Kyoto University	128(5)	Kyoto University	105(5)	Waseda University	102(5)	Chuo University	101(5)	Waseda University	106(5)
Meiji University	82(6)	Hitotsubashi University	67(6)	Hitotsubashi University	64(6)	Hitotsubashi University	79(6)	Hitotsubashi University	63(6)	Osaka University	66(6)	Hitotsubashi University	72(6)	Hitotsubashi University	67(6)
Hitotsubashi University	77(7)	Meiji University	65(7)	Meiji University	63(7)	Kobe University	72(7)	Osaka University	42(7)	Hitotsubashi University	60(7)	Kobe University	51(7)	Osaka University	46(7)
Osaka University	74(8)	Osaka University	51(8)	Osaka University	55(8)	Meiji University	53(8)	Kobe University	41(8)	Kobe University	55(8)	Osaka University	50(8)	Kobe University	44(8)
Kobe University	60(9)	Hokkaido University	50(9)	Kobe University	44(9)	Osaka University	48(9)	Kyushu University	36(9)	Tokyo Metropolitan University	31(9)	Kyushu University	29(9)	Meiji University	26(9)
Hokkaido University	54(10)	Kobe University	46(10)	Tohoku University	42(10)	Hokkaido University	42(10)	Meiji University	36(9)	Meiji University	30(10)	Nagoya University	29(9)	Nagoya University	25(10)
Kyushu University	53(11)	Sophia University	46(10)	Hokkaido University	41(11)	Kyushu University	40(11)	Nagoya University	34(11)	Hokkaido University	29(11)	Meiji University	25(11)	Hokkaido University	25(10)
Doshisha University	44(12)	Doshisha University	42(12)	Kyushu University	37(12)	Nagoya University	37(12)	Hokkaido University	30(12)	Nagoya University	28(12)	Doshisha University	24(12)	Ritsumeikan University	24(12)
Nagoya University	44(12)	Nagoya University	40(13)	Ritsumeikan University	33(13)	Tohoku University	35(13)	Ritsumeikan University	29(13)	Ritsumeikan University	21(13)	Tokyo Metropolitan University	23(13)	Tokyo Metropolitan University	22(13)
Ritsumeikan University	43(14)	Ritsumeikan University	40(13)	Sophia University	31(14)	Doshisha University	33(14)	Tokyo Metropolitan University	25(14)	Doshisha University	20(14)	Hokkaido University	23(13)	Kyushu University	20(14)
Tokyo Metropolitan University	40(15)	Kyushu University	39(15)	Nagoya University	30(15)	Sophia University	29(15)	Tohoku University	23(15)	Tohoku University	18(15)	Sophia University	18(15)	Tohoku University	20(14)
Sophia University	38(16)	Tokyo Metropolitan University	39(15)	Chiba University	26(16)	Hosei University	29(15)	Sophia University	19(16)	Kwansei Gakuin University	18(15)	Hosei University	17(16)	The University of Tsukuba	18(16)
Tohoku University	38(16)	Tohoku University	39(15)	Doshisha University	26(16)	Ritsumeikan University	27(17)	Chiba University	17(17)	Kyushu University	17(17)	Gakushuin University	16(17)	Soka University	16(17)
Kwansei Gakuin University	27(18)	Osaka City University	35(18)	Tokyo Metropolitan University	22(18)	Tokyo Metropolitan University	26(18)	Doshisha University	17(17)	Sophia University	16(18)	Tohoku University	15(18)	Hiroshima University	14(18)
Kansai University	22(19)	Kwansei Gakuin University	34(19)	Nihon University	22(18)	Osaka City University	22(19)	Kansai University	15(19)	Soka University	13(19)	Ritsumeikan University	15(18)	Nihon University	14(18)
Nihon University	22(19)	Hosei University	30(20)	Hosei University	21(20)	Kansai University	22(19)	Kwansei Gakuin University	15(19)	Osaka City University	13(19)	Soka University	13(20)	Chiba University	12(20)
								Hiroshima University	15(19)					Kwansei Gakuin University	12(20)
								Hosei University	15(19)					Kansai University	12(20)

◆ Top 20 Universities by Pass Rate ◆

FY 2012		FY 2013		FY 2014		FY 2015		FY 2016		FY 2017		FY 2018		FY 2019	
University	Pass Rates (Rank)	University	Pass Rates (Rank)	University	Pass Rates (Rank)	University	Pass Rates (Rank)	University	Pass Rates (Rank)	University	Pass Rates (Rank)	University	Pass Rates (Rank)	University	Pass Rates (Rank)
Hitotsubashi University	57.04%(1)	Keio University	56.78%(1)	Kyoto University	53.06%(1)	Hitotsubashi University	55.63%(1)	Hitotsubashi University	49.61%(1)	Kyoto University	50.00%(1)	Tohoku Gakuin University	60.00%(1)	Kyoto University	62.69%(1)
Kyoto University	54.29%(2)	The University of Tokyo	55.18%(2)	The University of Tokyo	51.97%(2)	Kyoto University	53.33%(2)	The University of Tokyo	48.07%(2)	Hitotsubashi University	49.59%(2)	Hitotsubashi University	59.50%(2)	Hitotsubashi University	59.82%(2)
Keio University	53.60%(3)	Hitotsubashi University	54.47%(3)	Hitotsubashi University	47.06%(3)	The University of Tokyo	48.85%(3)	Kyoto University	47.30%(3)	The University of Tokyo	49.45%(3)	Kyoto University	59.26%(3)	The University of Tokyo	56.30%(3)
The University of Tokyo	51.19%(4)	Kyoto University	52.44%(4)	Keio University	44.64%(4)	Kobe University	48.32%(4)	Keio University	44.29%(4)	Keio University	45.43%(4)	The University of Tokyo	48.02%(4)	Keio University	50.67%(4)
Kobe University	45.80%(5)	Aichi University	42.86%(5)	Osaka University	40.15%(5)	Keio University	45.53%(5)	Waseda University	35.85%(5)	Osaka University	40.74%(5)	Kobe University	39.53%(5)	Aichi Gakuin University	42.86%(5)
Osaka University	41.81%(6)	Tokyo Metropolitan University	40.63%(6)	Waseda University	35.17%(6)	Aichi University	36.36%(6)	Kobe University	32.28%(6)	Kobe University	38.73%(6)	Keio University	39.20%(6)	Waseda University	42.06%(6)
Chuo University	41.31%(7)	Chuo University	40.05%(7)	Chuo University	34.53%(7)	Chuo University	35.79%(7)	Chuo University	29.44%(7)	Aichi University	30.77%(7)	Osaka University	37.59%(7)	Osaka University	41.07%(7)
Tokyo Metropolitan University	39.60%(8)	Waseda University	38.41%(8)	Chiba University	30.95%(8)	Waseda University	30.79%(8)	Kyushu University	28.80%(8)	Waseda University	29.39%(8)	Waseda University	36.54%(8)	Tohoku University	38.46%(8)
Aichi University	37.84%(9)	Chiba University	36.92%(9)	Kobe University	30.77%(9)	Osaka University	29.09%(9)	Osaka University	26.75%(9)	Tokyo Metropolitan University	26.96%(9)	Kyushu University	33.33%(9)	Nagoya University	37.31%(9)
Hokkaido University	33.96%(10)	Kobe University	36.80%(10)	Tohoku University	26.42%(10)	Hokkaido University	28.57%(10)	Aichi University	26.67%(10)	Chuo University	26.15%(10)	Nagoya University	30.53%(10)	Hiroshima University	35.90%(10)
Waseda University	32.84%(11)	Osaka University	36.43%(11)	Aichi University	25.93%(11)	Kyushu University	26.14%(11)	Nagoya University	25.00%(11)	Tohoku University	26.09%(11)	Hakuo University	28.57%(11)	Kyushu University	33.90%(11)
Nagoya University	32.59%(12)	Nagoya University	33.33%(12)	Soka University	25.71%(12)	Tohoku University	25.74%(12)	Tohoku University	23.96%(12)	Hokkaido University	24.58%(12)	Tohoku University	27.27%(12)	Kobe University	33.85%(12)
Chiba University	31.82%(13)	Hokkaido University	33.33%(12)	Hokkaido University	25.47%(13)	Nagoya University	25.00%(13)	Hokkaido University	23.44%(13)	Nagoya University	23.73%(13)	Kagawa University	25.00%(13)	Toikai University	28.57%(13)
Kyushu University	26.24%(14)	Osaka City University	33.02%(14)	Tokyo Metropolitan University	22.92%(14)	Tokyo Metropolitan University	23.01%(14)	Hiroshima University	20.27%(14)	Kagoshima University	20.00%(14)	Hiroshima University	25.00%(13)	Chuo University	28.39%(14)
Kindai University	24.32%(15)	Sophia University	26.44%(15)	Kyushu University	22.84%(15)	Kanagawa University	22.86%(15)	Chiba University	19.77%(15)	Kumamoto University	20.00%(14)	Chuo University	23.22%(15)	Soka University	24.62%(15)
Tohoku University	21.97%(16)	Soka University	25.00%(16)	Nagoya University	22.56%(16)	Osaka City University	18.64%(16)	Tokyo Metropolitan University	19.53%(16)	Kobe Gakuin University	20.00%(14)	Aichi University	23.08%(16)	Hokkaido University	24.04%(16)
Hiroshima University	20.88%(17)	Okayama University	24.29%(17)	Sophia University	19.62%(17)	Okayama University	18.46%(17)	Soka University	19.40%(17)	Soka University	19.40%(17)	Shinshu University	22.73%(17)	The University of Tsukuba	23.38%(17)
Sophia University	20.77%(18)	Kyushu University	24.07%(18)	Yokohama National University	19.35%(18)	Kumamoto University	18.42%(18)	Okayama University	18.03%(18)	University of the Ryukyus	19.35%(18)	Tokyo Metropolitan University	22.33%(18)	Tokyo Metropolitan University	22.92%(18)
Meiji University	20.45%(19)	Tohoku University	22.54%(19)	Okayama University	18.06%(19)	Soka University	17.95%(19)	Shizuoka University	16.67%(19)	Kyushu University	19.32%(19)	Okayama University	21.57%(19)	OMIYA LAW SCHOOL	22.22%(19)
Chukyo University	19.51%(20)	Doshisha University	22.11%(20)	Osaka City University	17.43%(20)	Doshisha University	17.46%(20)	Kobe Gakuin University	15.38%(20)	Kwansei Gakuin University	18.37%(20)	Soka University	21.31%(20)	Kanagawa University	22.22%(19)
Average	24.62%	Average	25.77%	Average	22.58%	Average	21.57%	Average	20.68%	Average	22.51%	Average	24.75%	Average	29.09%

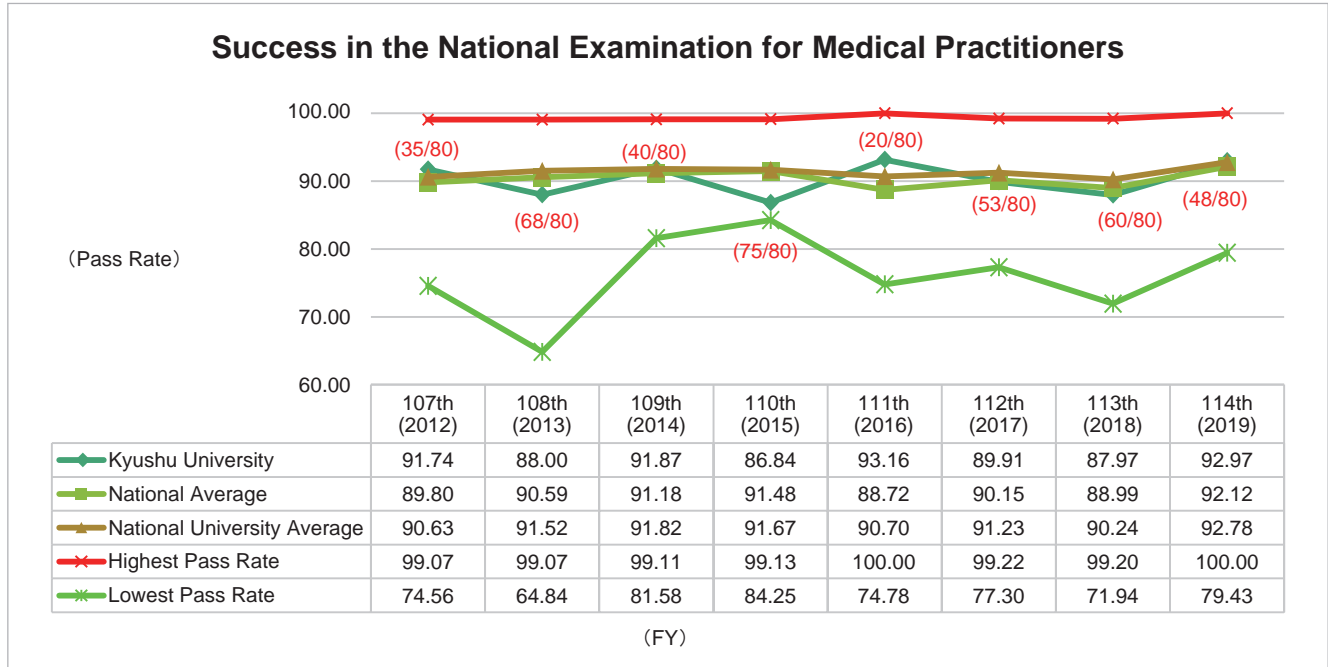
• Number of entrants passing the bar examination by law school, etc. (does not include those passing the preparatory examination)

*Source: MOJ website, Results of the Bar Examination Number of entrants passing the bar examination by law school, etc.

8-2. Success in Qualification and Employment Examinations

While the national university average pass rate for the National Examination for Medical Practitioners is stable, that of Kyushu University varies greatly, according to the year in which the exam is held.

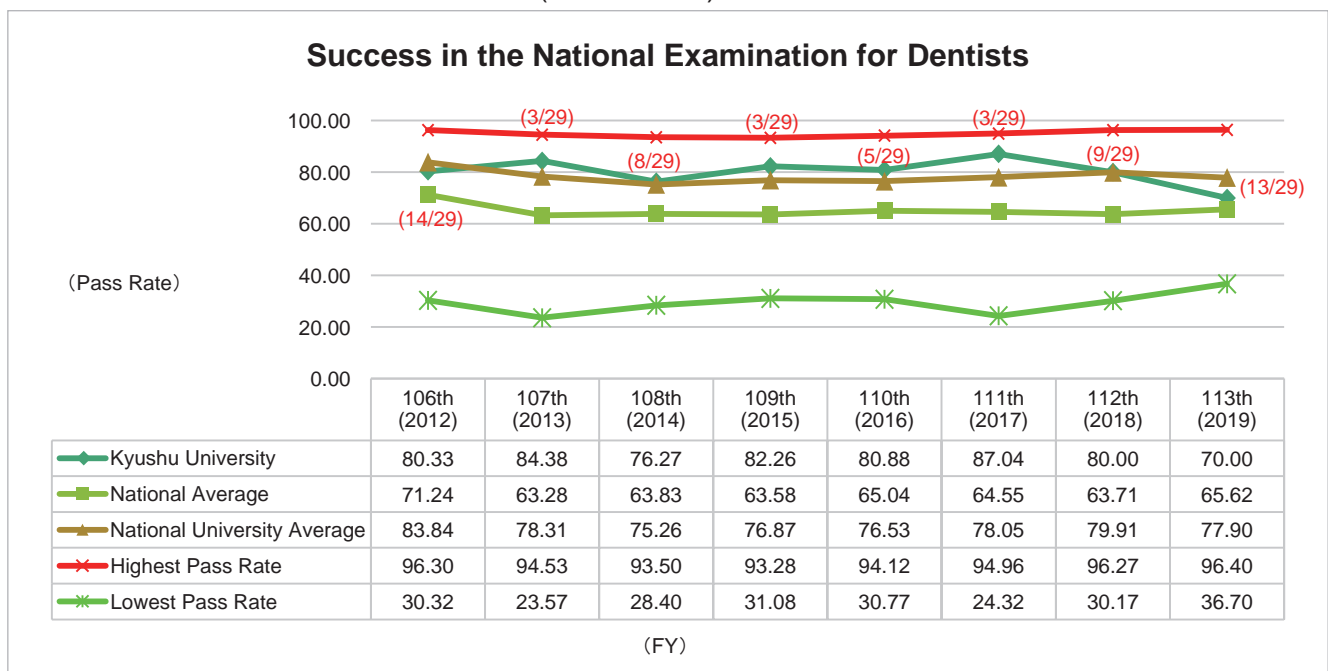
The National Examination for Medical Practitioners (Pass Rates)



- Figures show the number of new and previous graduates who passed the examination, divided by the total number who took the examination.
- Figures in parentheses indicate the following: (Kyushu University's Ranking/Total number)

*Source: Tecom (preparatory school for the National Examination for Medical Practitioners) website (<https://www2.tecomgroup.jp/igaku/topics/kokushi/114result/>)

The National Examination for Dentists (Pass Rates)

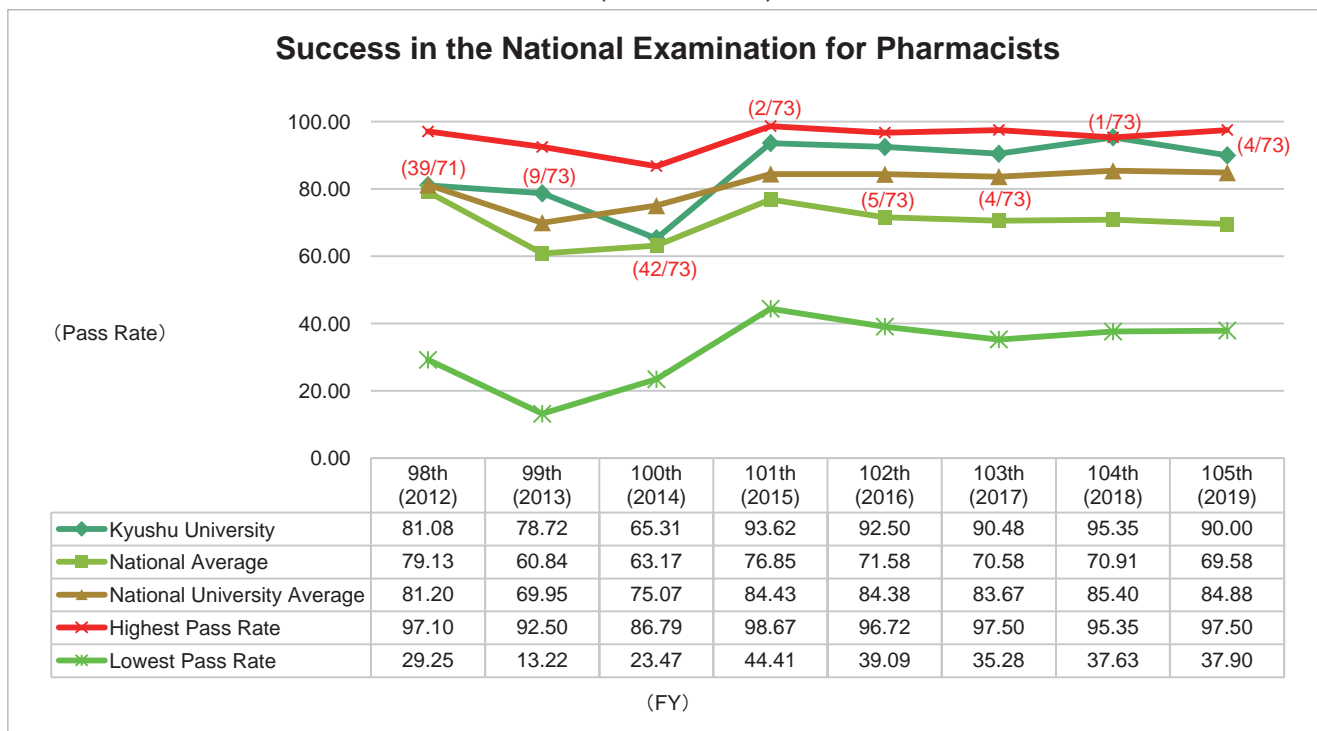


- Figures show the number of new and previous graduates who passed the examination, divided by the total number who took the examination.
- Figures in parentheses indicate the following: (Kyushu University's Ranking/Total number)

*Source: MHLW website, Status of Success on National Examination for Dentists by School (<https://www.mhlw.go.jp/content/10803000/000606931.pdf>)

8-2. Success in Qualification and Employment Examinations (Continued)

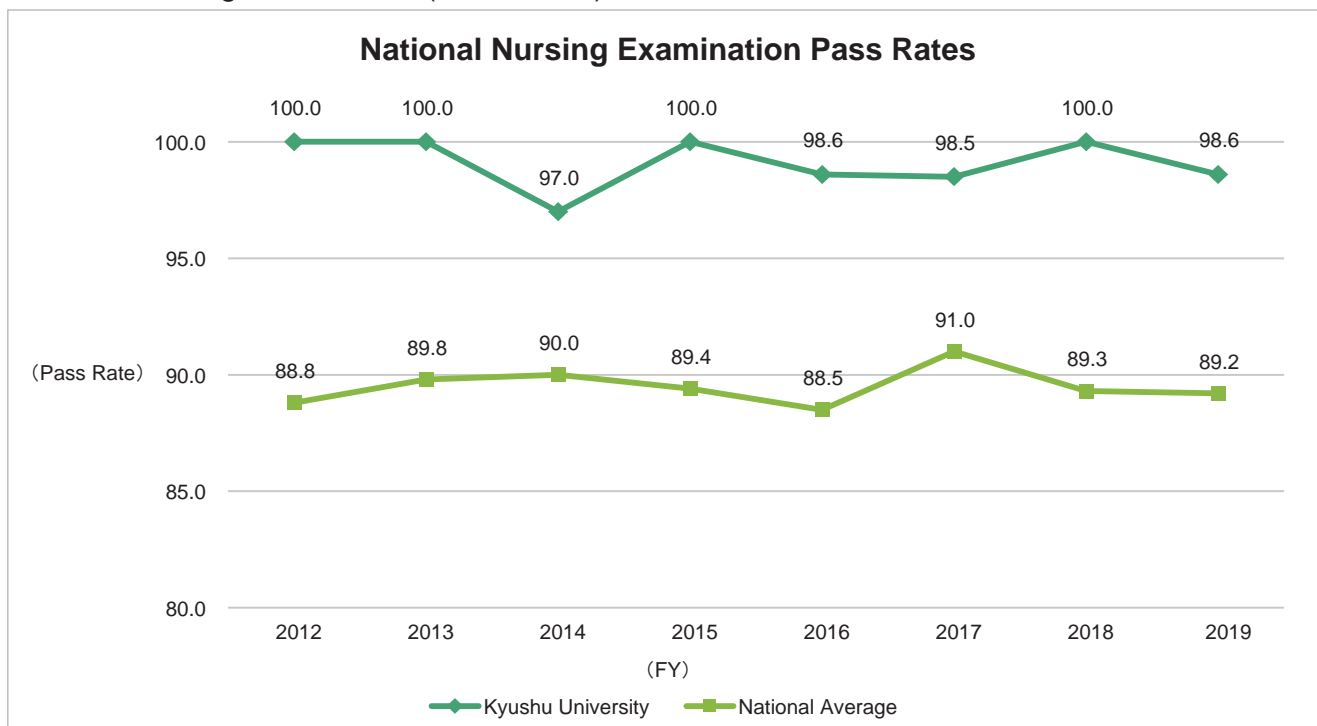
The National Examination for Pharmacists (Pass Rates)



- Figures show the number of new and previous graduates who passed the examination, divided by the total number who took the examination.
- Figures in parentheses indicate the following: (Kyushu University's Ranking/Total number)

*Source: MHLW website, Status of Success on National Examination for Pharmacists by University (<https://www.mhlw.go.jp/content/11121000/000490577.pdf>)

National Nursing Examination (Pass Rates)

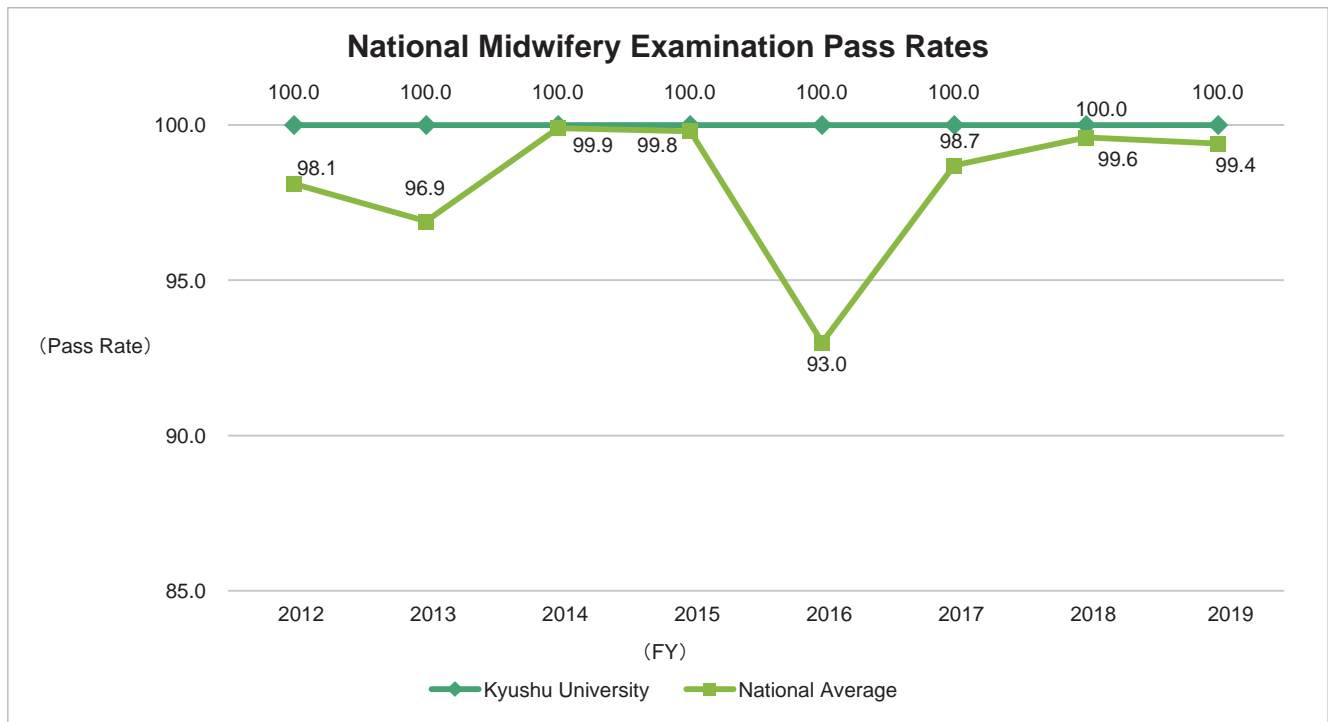


- Figures for Kyushu University's pass rate show the number of only new graduates who passed the examination, divided by the total number who took the examination.
- Figures for the national average show the number of new and previous graduates who passed the examination, divided by the total number who took the examination.

*Source: Kango Iryo Shingaku Net (<http://www.ishin.jp/support/kokka/>)

8-2. Success in Qualification and Employment Examinations (Continued)

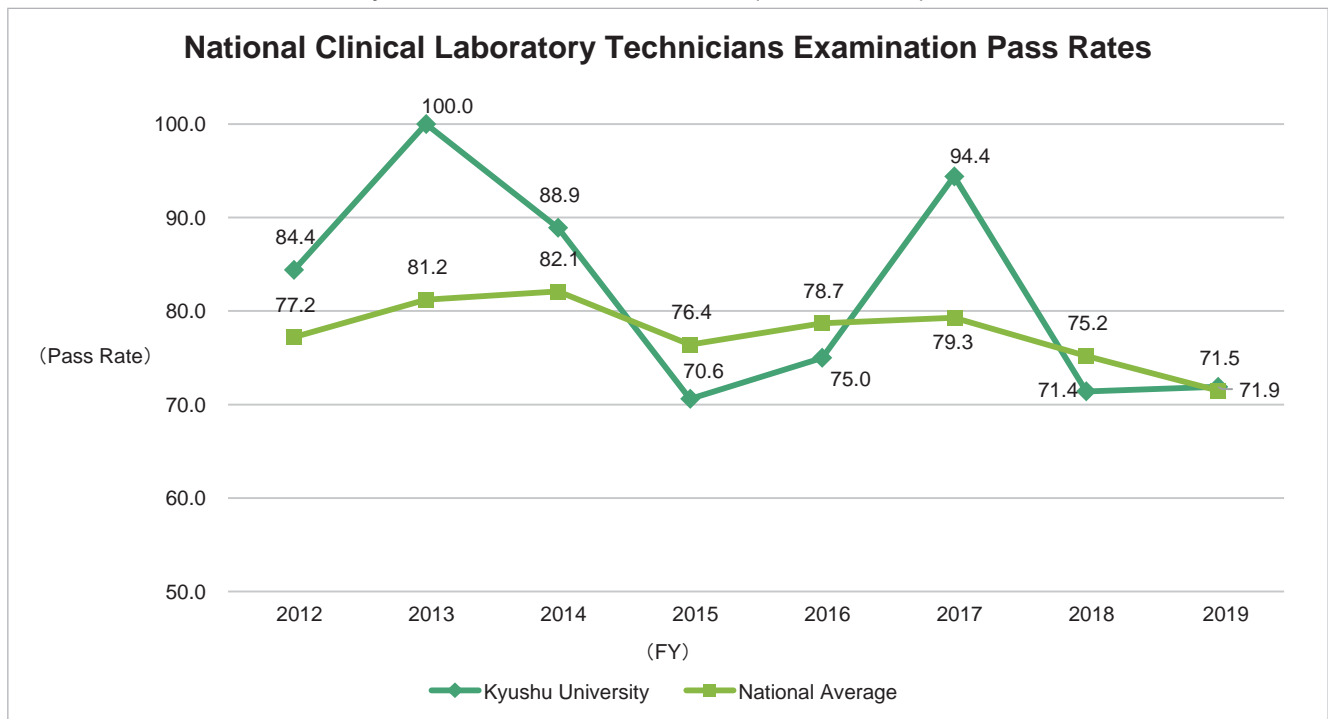
National Midwifery Examination (Pass Rates)



- Figures for Kyushu University's pass rate show the number of only new graduates who passed the examination, divided by the total number who took the examination.
- Figures for the national average show the number of new and previous graduates who passed the examination, divided by the total number who took the examination.

*Source: Kango Iryo Shingaku Net (<http://www.ishin.jp/support/kokka/>)

National Clinical Laboratory Technicians Examination (Pass Rates)

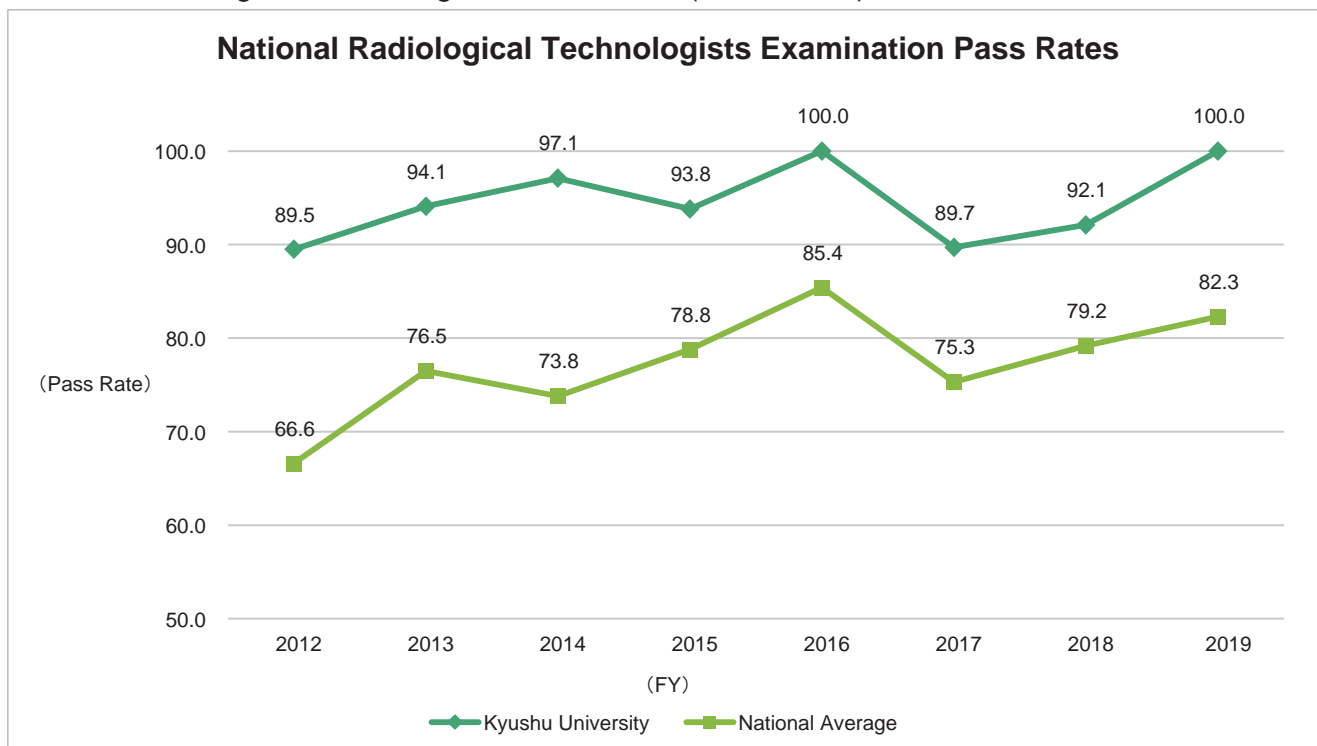


- Figures for Kyushu University's pass rate show the number of only new graduates who passed the examination, divided by the total number who took the examination.
- Figures for the national average show the number of new and previous graduates who passed the examination, divided by the total number who took the examination.

*Source: Kango Iryo Shingaku Net (<http://www.ishin.jp/support/kokka/>)

8-2. Success in Qualification and Employment Examinations (Continued)

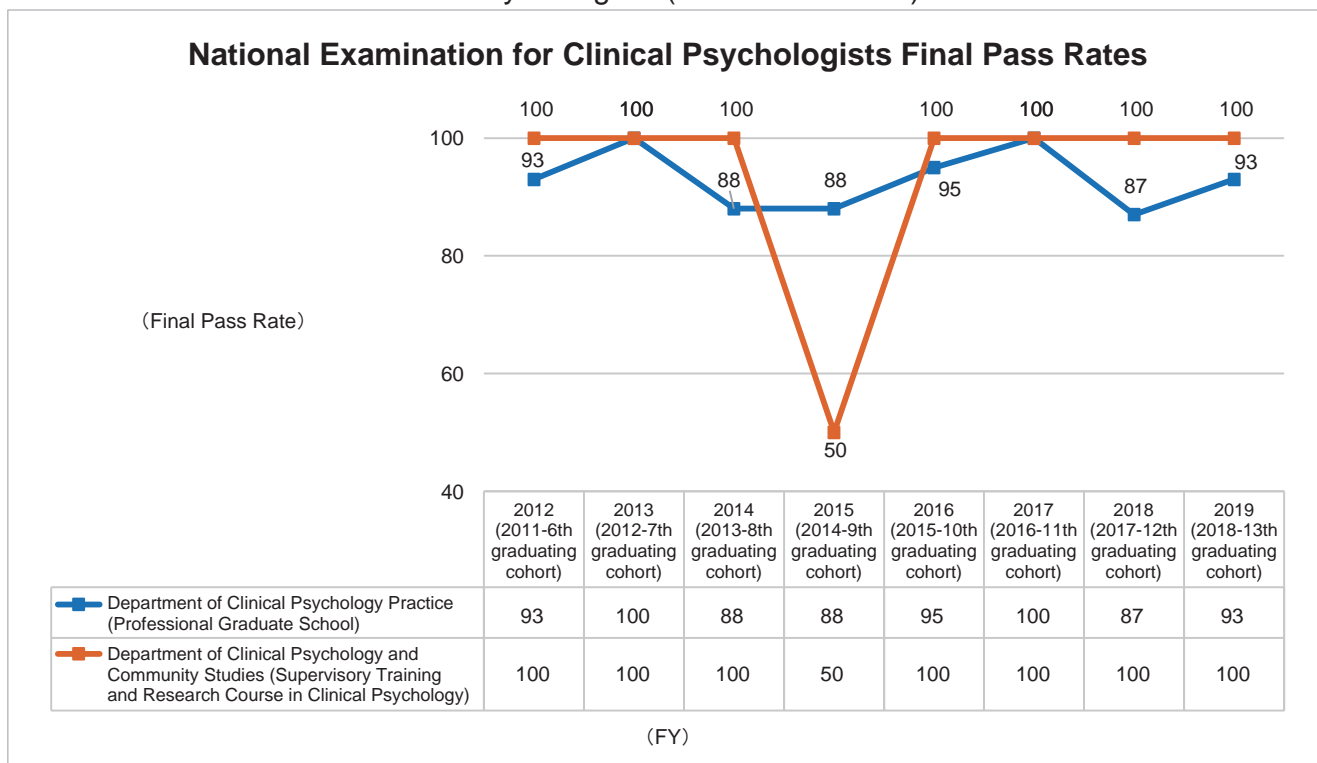
National Radiological Technologists Examination (Pass Rates)



- Figures for Kyushu University's pass rate show the number of only new graduates who passed the examination, divided by the total number who took the examination.
- Figures for the national average show the number of new and previous graduates who passed the examination, divided by the total number who took the examination.

*Source: Kango Iryo Shingaku Net (<http://www.ishin.jp/support/kokka/>)

National Examination for Clinical Psychologists (Final Pass Rates)



*Source: Graduate School of Human-Environment Studies, Kyushu University Department of Clinical Psychology Practice/Department of Clinical Psychology and Community Studies, Supervisory Training and Research Course in Clinical Psychology (<http://www.hes.kyushu-u.ac.jp/~ccphd/graduate/index.php/career/>)

8-2. Success in Qualification and Employment Examinations (Continued)

◆ Success in Civil Service Examinations ◆

National Public Servant (Regular Position)

Rank	University	Number
1	The University of Tokyo	307
2	Kyoto University	126
3	Waseda University	97
4	Hokkaido University	81
5	Tohoku University	75
5	Keio University	75
7	Kyushu University	66
8	Chuo University	59
9	Osaka University	58
10	Okayama University	55

(2019)

National Public Servant (Non-managerial)

Rank	University	Number
1	Okayama University	245
2	Chuo University	199
3	Ritsumeikan University	188
4	Hiroshima University	174
5	Waseda University	170
6	University of the Ryukyus	169
7	Meiji University	165
8	Doshisha University	153
9	Nihon University	151
10	Kyushu University	143

(2019)

• Figures for national public servant (both regular and non-managerial positions) were tallied based on university surveys.

◆ National Examination Passes ◆

Professional Engineer

Rank	University	Number
1	Kyoto University	112
2	The University of Tokyo	92
3	Kyushu University	91
4	Hokkaido University	85
5	Nihon University	70
6	Osaka University	68
7	Tohoku University	64
8	Tokyo University of Science	59
9	Waseda University	56
10	Nagoya University	48

(2019)

First-class Qualified Architect

Rank	University	Number
1	Nihon University	192
2	Shibaura Institute of Technology	110
3	Tokyo University of Science	95
4	Waseda University	88
5	Kindai University	66
6	Hosei University	60
6	Meiji University	60
8	Kogakuin University	57
9	Kyushu University	53
10	Chiba University	49

(2019)

• Figures for professional engineers are based on data from the Institution of Professional Engineers, Japan.

• The first-class qualified architect examination is conducted by the Japan Architectural Education and Information Center.

*Source: Asahi Shimbun Publications, 2021 University Rankings