

1. Overview and Comparisons with Other Universities

1-1. Overview of Kyushu University

1-1-1. Composition of Schools and Faculties

Schools (12)	Graduate Schools (18)	Graduate Schools: Faculties (16)
School of Interdisciplinary Science and Innovation	Graduate School of Humanities	Faculty of Humanities
School of Letters	Graduate School of Integrated Sciences for Global Society	Faculty of Social and Cultural Studies
School of Education	Graduate School of Human-Environment Studies	Faculty of Human-Environment Studies
School of Law	Graduate School of Law	Faculty of Law
School of Economics	Law School (Professional Graduate School)	Faculty of Economics
School of Science	Graduate School of Economics	Faculty of Languages and Cultures
School of Medicine	Graduate School of Science	Faculty of Science
School of Dentistry	Graduate School of Mathematics	Faculty of Mathematics
School of Pharmaceutical Sciences	Graduate School of Systems Life Sciences	Faculty of Medical Sciences
School of Engineering	Graduate School of Medical Sciences	Faculty of Dental Science
School of Design	Graduate School of Dental Science	Faculty of Pharmaceutical Sciences
School of Agriculture	Graduate School of Pharmaceutical Sciences	Faculty of Engineering
	Graduate School of Engineering	Faculty of Design
	Graduate School of Design	Faculty of Information Science and Electrical Engineering
	Graduate School of Information Science and Electrical Engineering	Faculty of Engineering Sciences
	Interdisciplinary Graduate School of Engineering Sciences	Faculty of Agriculture
	Graduate School of Bioresource and Bioenvironmental Sciences	
	Graduate School of Integrated Frontier Sciences	
Faculty of Arts and Science *1		
Institute for Advanced Study		
Research Institutes (4)		
Medical Institute of Bioregulation *2, Research Institute for Applied Mechanics *2, Institute for Materials Chemistry and Engineering *2, Institute of Mathematics for Industry *2		
International Institute: International Institute for Carbon-Neutral Energy Research		
Kyushu University Hospital		
University Library		
Research Institute for Information Technology *2		
Kyushu University Platform of Inter-/Transdisciplinary Energy Research		
Kyushu University Institute for Asian and Oceanian Studies		

*1 Indicates facilities certified as a Joint usage/ education center. *2 Indicates facilities certified as a Joint usage/ research center.

• The numbers in brackets represent university faculties, postgraduate research institutes, graduate schools and affiliated research laboratories.

*Source: *Kyushu University Information* (as of April 1, 2021)

1-1-2. Number of Students, Faculty and Staff Members

	Enrollment Capacity	Entrants		Total Capacity	Students Enrolled			
		Total	Of which, women students		Total	Of which, women students		
Students	Schools	2,554	2,666	798	10,606	11,699	3,412	
	Graduate School	Master's Program	1,813	1,955	485	3,551	4,024	971
		Professional Degree Program	140	125	55	325	289	122
		Doctoral Program	780	705	201	2,603	2,573	743
	Total	5,287	5,451	1,539	17,085	18,585	5,248	

Faculty and Staff Members	Faculty		Staff		Total	
	Total	Of which, women faculty	Total	Of which, women Staff	Total	Of which, women faculty and Staff
	2,370	353	3,296	2,225	5,666	2,578

*Source: Enrollment Capacity, Students Enrolled: *Kyushu University Information*

Entrants: *Kyushu University Information, University-owned data*

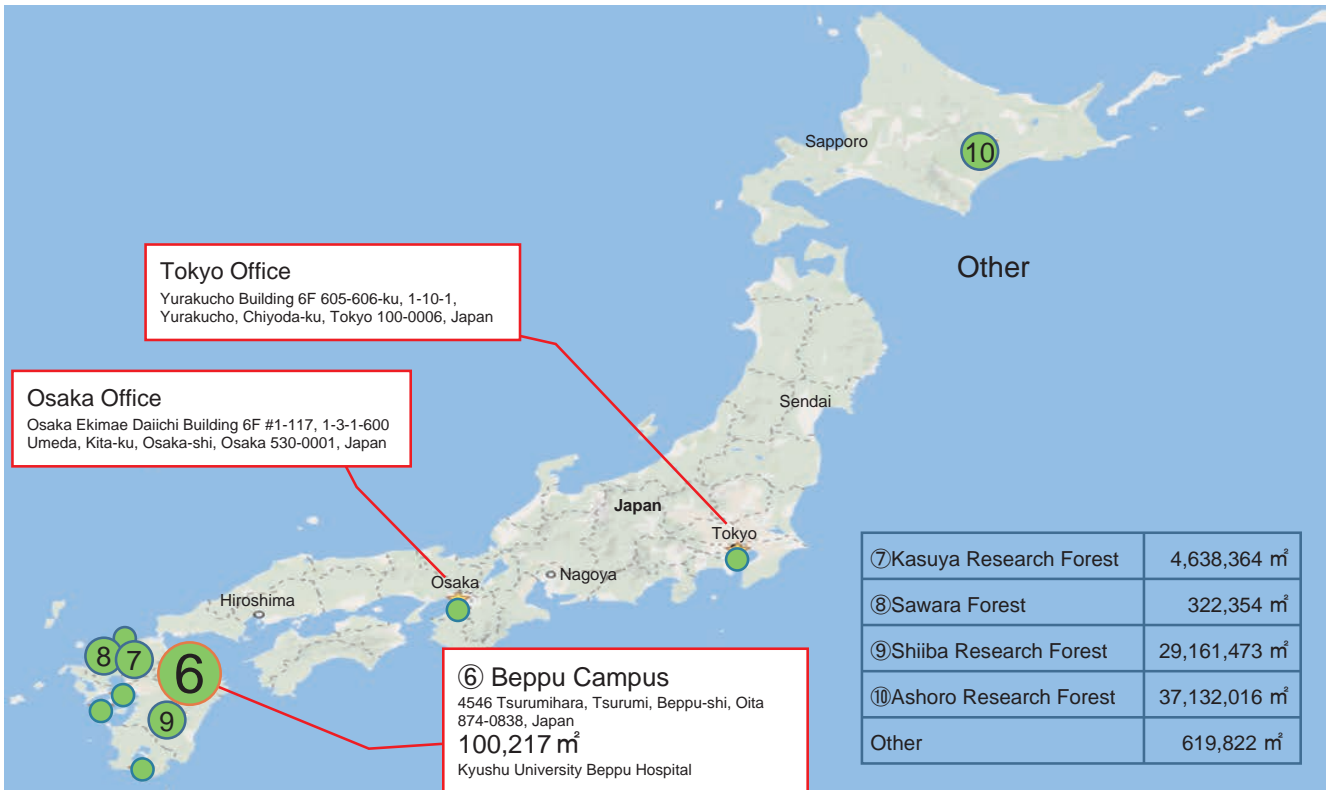
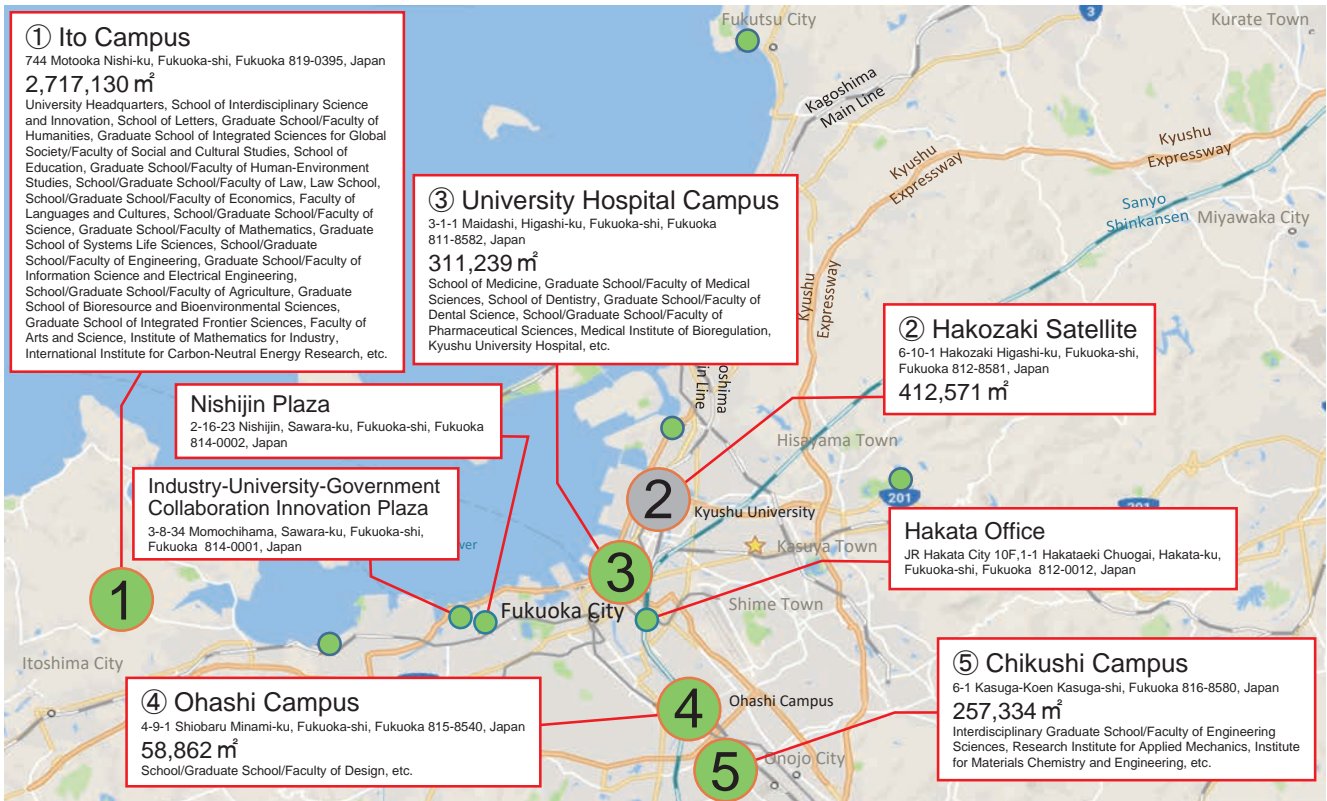
Total Capacity: *General Regulations of Undergraduate Schools of Kyushu University, General Regulations of Graduate Schools of Kyushu University*

Faculty and Staff Members: MEXT, *Basic School Survey Status of Students, Staff, and Faculty Members, Number of Faculty Members by Position*

1-2. Main Campuses

- Main Campuses
- Satellite
- University Farm, University Research Forests, etc.

Total campus area: 75,731,382 m²



- Shiiba Research Forest includes Hitoyoshi Experimental Station and lodgings
- Ashoro Research Forest includes Ashoro Research Forest lodgings
- "Other" includes the Amakusa Marine Biological Laboratory, the Institute of Seismology and Volcanology, the Fishery Research Laboratory, the Entomological Laboratory, the School of Agriculture Experimental Farm, the Kuju Agricultural Research Center, etc.
- In 2020, Kyushu University Farm was relocated to the Ito Campus.

*Source: *Kyushu University Information* (as of May 1, 2021)

1-3. Comparisons with Other Universities: Scale (National Universities)

Number of Undergraduate Schools

Rank	University	Number of Undergraduate Schools
1	Kyushu University	12
1	Hokkaido University	12
1	Hiroshima University	12
1	Okayama University	12
5	Osaka University	11
6	Tohoku University	10
6	Chiba University	10
6	The University of Tokyo	10
6	Niigata University	10
6	Kyoto University	10
6	Kobe University	10

(2020)

Undergraduate Enrollment Capacity

Rank	University	Number
1	Osaka University	3,255
2	The University of Tokyo	3,061
3	Kyoto University	2,823
4	Kobe University	2,670
5	Kyushu University	2,554
6	Hokkaido University	2,485
7	Tohoku University	2,377
8	Hiroshima University	2,336
9	Chiba University	2,317
10	Niigata University	2,222

(2020)

Ratio of Applicants to Undergraduate Places

Rank	University	Ratio of Applicants
1	Tokyo Institute of Technology	4.84
2	Chiba University	4.70
3	The University of Tsukuba	4.37
4	Kobe University	4.10
5	Hokkaido University	3.98
6	Niigata University	3.41
7	Tohoku University	3.35
8	Kyushu University	3.28
9	Hiroshima University	3.25
10	The University of Tokyo	3.08

(2020)

*Source: Each university's website and *University Information (2020)*

Undergraduate Enrollment Capacity, Number of Students Enrolled, Student Quota Fill Rate

Rank	University	Enrollment Capacity (Number)	Students Enrolled (Number)	Student Quota Fill Rate (%)
1	Osaka University	13,546	15,285	112.8
2	The University of Tokyo	12,588	14,058	111.6
3	Kyoto University	11,740	12,991	110.6
4	Kyushu University	10,658	11,647	109.3
5	Kobe University	10,656	11,577	108.6
6	Hokkaido University	10,515	11,310	107.5
7	Tohoku University	10,040	10,802	107.5
8	Chiba University	9,827	10,468	106.5
9	Niigata University	9,526	10,255	107.6
10	Okayama University	9,377	10,113	107.8

(2019)

- According to “classification based on financial analysis of national university corporations” conducted by the National University Corporation Evaluation Committee, Japanese national universities in Group A (*1) and RU11 (Research University 11) (*2) have been defined as the Top 14 universities and they are ranked in that order.
- Top 14 universities: Hokkaido University, Tohoku University, The University of Tsukuba, Chiba University, The University of Tokyo, Tokyo Institute of Technology, Niigata University, Nagoya University, Kyoto University, Osaka University, Kobe University, Okayama University, Hiroshima University, and Kyushu University (ordered by university number).
- (*1) Group A: National University Corporations with an enrollment capacity over 10,000 students, with 10 or more schools. (Only student enrollment capacity is considered for universities employing academic schools, colleges, and similar).
- (*2) RU11 (Research University 11) is a consortium aiming to develop scholarship in 11 Japanese universities: Hokkaido University, Tohoku University, The University of Tsukuba, The University of Tokyo, Waseda University, Keio University, Tokyo Institute of Technology, Nagoya University, Kyoto University, Osaka University, and Kyushu University.

*Source: MEXT, *FY 2019 Operational Performance Report*

1-3. Comparisons with Other Universities: Scale (National Universities) (Continued)

Number of Graduate Schools

Rank	University	Number of Graduate Schools
1	Hokkaido University	21
2	Kyushu University	18
2	Kyoto University	18
4	Osaka University	16
5	Tohoku University	15
5	Chiba University	15
5	The University of Tokyo	15
5	Kobe University	15
9	Nagoya University	13
10	Okayama University	8

(2020)

Graduate School Enrollment Capacity

Rank	University	Enrollment Capacity Total	Master's Program	Professional Degree Program	Doctoral Programs
1	The University of Tokyo	5,037	2,928	410	1,699
2	Kyoto University	3,732	2,287	334	1,111
3	Osaka University	3,053	2,046	80	927
4	Chiba University	3,008	1,922	160	926
5	Tohoku University	2,673	1,785	120	768
6	Kyushu University	2,668	1,748	140	780
7	The University of Tsukuba	2,508	1,815	66	627
8	Nagoya University	2,413	1,634	50	729
9	Hokkaido University	2,375	1,632	100	643
10	Tokyo Institute of Technology	2,151	1,544	40	567

(2020)

*Source: Each university's website and *University Information* (2020)

Graduate Student Enrollment Capacity, Number of Students Enrolled, Student Quota Fill Rate

Rank	University	Graduate Schools Total			Master's Program			Professional Degree Program			Doctoral Programs		
		Enrollment Capacity (Number)	Students Enrolled (Number)	Student Quota Fill Rate (%)	Enrollment Capacity (Number)	Students Enrolled (Number)	Student Quota Fill Rate (%)	Enrollment Capacity (Number)	Students Enrolled (Number)	Student Quota Fill Rate (%)	Enrollment Capacity (Number)	Students Enrolled (Number)	Student Quota Fill Rate (%)
1	The University of Tokyo	11,995	13,732	114.4	5,686	7,156	125.8	985	844	85.6	5,324	5,732	107.6
2	Kyoto University	9,012	9,464	105.0	4,548	5,059	111.2	808	734	90.8	3,656	3,671	100.4
3	Osaka University	7,398	8,025	108.4	4,050	4,520	111.6	190	180	94.7	3,158	3,325	105.2
4	Kyushu University	6,414	6,969	108.6	3,594	4,148	115.4	325	301	92.6	2,495	2,520	101.0
5	Tohoku University	6,379	6,951	108.9	3,546	4,132	116.5	290	241	83.1	2,543	2,578	101.3
6	Nagoya University	5,756	6,257	108.7	3,258	3,828	117.4	150	90	60.0	2,348	2,339	99.6
7	The University of Tsukuba	5,686	6,682	117.5	3,419	4,098	119.9	168	180	107.1	2,099	2,404	114.5
8	Hokkaido University	5,618	6,439	114.6	3,211	3,906	121.6	250	175	70.0	2,157	2,358	109.3
9	Tokyo Institute of Technology	4,869	5,271	108.2	3,088	3,920	126.9	80	92	115.0	1,701	1,259	74.0
10	Kobe University	4,153	4,649	111.9	2,512	2,710	107.9	378	307	81.2	1,263	1,632	129.2

(2019)

• According to “classification based on financial analysis of national university corporations” conducted by the National University Corporation Evaluation Committee, Japanese national universities in Group A (*1) and RU11 (Research University 11) (*2) have been defined as the Top 14 universities and they are ranked in that order.

• Top 14 universities: Hokkaido University, Tohoku University, The University of Tsukuba, Chiba University, The University of Tokyo, Tokyo Institute of Technology, Niigata University, Nagoya University, Kyoto University, Osaka University, Kobe University, Okayama University, Hiroshima University, and Kyushu University (ordered by university number).

(*1) Group A: National University Corporations with an enrollment capacity over 10,000 students, with 10 or more schools. (Only student enrollment capacity is considered for universities employing academic schools, colleges, and similar).

(*2) RU11 (Research University 11) is a consortium aiming to develop scholarship in 11 Japanese universities: Hokkaido University, Tohoku University, The University of Tsukuba, The University of Tokyo, Waseda University, Keio University, Tokyo Institute of Technology, Nagoya University, Kyoto University, Osaka University, and Kyushu University.

*Source: MEXT, *FY 2019 Operational Performance Report*

1-3. Comparisons with Other Universities: Scale (National Universities) (Continued)

Number of International Students Among Undergraduate Students Enrolled

Rank	University	Number
1	Hokkaido University	551
2	Osaka University	373
3	The University of Tsukuba	347
4	The University of Tokyo	294
5	Kyushu University	293
6	Tokyo Institute of Technology	267
7	Nagoya University	250
8	Kyoto University	233
9	Tohoku University	202
10	Chiba University	128

(2019)

International Students as a Percentage of Undergraduate Students Enrolled

Rank	University	%
1	Tokyo Institute of Technology	5.4
2	Hokkaido University	4.5
3	The University of Tsukuba	3.5
4	Kyushu University	2.5
4	Nagoya University	2.5
6	Osaka University	2.4
7	The University of Tokyo	2.0
8	Tohoku University	1.8
9	Kyoto University	1.7
10	Chiba University	1.2

(2019)

Women Students as a Percentage of Undergraduate Students Enrolled

Rank	University	%
1	Okayama University	42.3
2	Chiba University	39.5
3	The University of Tsukuba	39.3
4	Niigata University	38.6
5	Hiroshima University	38.0
6	Kobe University	36.3
7	Osaka University	33.9
8	Nagoya University	30.1
9	Kyushu University	28.9
10	Hokkaido University	28.5

(2020)

Number of International Students Among Graduate School Students Enrolled

Rank	University	Number
1	The University of Tokyo	3,171
2	Osaka University	2,221
3	Kyoto University	1,891
4	Kyushu University	1,697
5	Hokkaido University	1,672
6	The University of Tsukuba	1,575
7	Tohoku University	1,547
8	Nagoya University	1,417
9	Tokyo Institute of Technology	1,355
10	Hiroshima University	1,317

(2019)

International Students as a Percentage of Graduate School Students Enrolled

Rank	University	%
1	Hiroshima University	28.7
2	Osaka University	27.6
3	Hokkaido University	25.0
4	Tokyo Institute of Technology	24.6
5	Kyushu University	24.3
6	The University of Tsukuba	23.5
7	The University of Tokyo	23.0
8	Nagoya University	22.9
9	Tohoku University	22.1
10	Kyoto University	19.9

(2019)

Women Students as a Percentage of Graduate School Students Enrolled

Rank	University	%
1	Hiroshima University	35.5
2	The University of Tsukuba	35.0
3	Kobe University	34.5
4	Chiba University	33.3
5	Nagoya University	30.7
5	Osaka University	30.7
7	Hokkaido University	30.3
8	Okayama University	30.1
9	The University of Tokyo	28.8
10	Niigata University	28.5
⋮		
13	Kyushu University	27.3

(2020)

• According to “classification based on financial analysis of national university corporations” conducted by the National University Corporation Evaluation Committee, Japanese national universities in Group A (*1) and RU11 (Research University 11) (*2) have been defined as the Top 14 universities and they are ranked in that order.

• Top 14 universities: Hokkaido University, Tohoku University, The University of Tsukuba, Chiba University, The University of Tokyo, Tokyo Institute of Technology, Niigata University, Nagoya University, Kyoto University, Osaka University, Kobe University, Okayama University, Hiroshima University, and Kyushu University (ordered by university number).

(*1) Group A: National University Corporations with an enrollment capacity over 10,000 students, with 10 or more schools. (Only student enrollment capacity is considered for universities employing academic schools, colleges, and similar).

(*2) RU11(Research University 11) is a consortium aiming to develop scholarship in 11 Japanese universities: Hokkaido University, Tohoku University, The University of Tsukuba, The University of Tokyo, Waseda University, Keio University, Tokyo Institute of Technology, Nagoya University, Kyoto University, Osaka University, and Kyushu University.

*Source: Number and Proportion of International Exchange students: MEXT, FY2019 Operational Performance Report
Percentage of Women Students: Each University’s websites and *University Information* (2020)

1-3. Comparisons with Other Universities: Scale (National Universities) (Continued)

Number of Faculty Members

Rank	University	Number
1	The University of Tokyo	3,863
2	Kyoto University	3,410
3	Osaka University	3,261
4	Tohoku University	3,127
5	Kyushu University	2,391
6	Nagoya University	2,337
7	Hokkaido University	2,332
8	The University of Tsukuba	1,868
9	Hiroshima University	1,732
10	Kobe University	1,653

(2019)

Number of Students per Faculty Member

Rank	University	Number
1	Chiba University	11.1
2	Kobe University	9.8
2	Tokyo Institute of Technology	9.8
4	Okayama University	8.9
5	The University of Tsukuba	8.8
5	Hiroshima University	8.8
7	Niigata University	8.4
8	Hokkaido University	8.0
9	Kyushu University	7.8
10	The University of Tokyo	7.2

(2019)

Number of Staff

Rank	University	Number
1	The University of Tokyo	4,126
2	Kyoto University	3,601
3	Osaka University	3,447
4	Tohoku University	3,207
5	Hokkaido University	3,174
6	The University of Tsukuba	2,812
7	Nagoya University	2,503
8	Okayama University	2,469
9	Kobe University	2,091
10	Chiba University	1,951
⋮		
14	Kyushu University	1,414

(2019)

Number of Women Faculty Members

Rank	University	Number
1	Osaka University	342
2	The University of Tokyo	288
3	Nagoya University	247
4	The University of Tsukuba	218
5	Tohoku University	207
6	Kyoto University	192
7	Kyushu University	175
8	Chiba University	173
9	Hiroshima University	172
10	Hokkaido University	161

(2020)

Number of International Faculty Members

Rank	University	Number
1	Osaka University	147
2	Kyoto University	117
3	Tohoku University	96
4	The University of Tokyo	95
5	Nagoya University	93
6	Kyushu University	92
7	Hokkaido University	66
8	The University of Tsukuba	65
9	Hiroshima University	63
10	Kobe University	49

(2020)

Management Expenses Grants

(Unit: million JPY)

Rank	University	Sum Allocated
1	The University of Tokyo	86,830
2	Kyoto University	56,056
3	Osaka University	47,305
4	Tohoku University	45,285
5	Kyushu University	39,674
6	The University of Tsukuba	37,386
7	Hokkaido University	36,909
8	Nagoya University	30,957
9	Hiroshima University	25,295
10	Tokyo Institute of Technology	23,941

(2020)

• According to “classification based on financial analysis of national university corporations” conducted by the National University Corporation Evaluation Committee, Japanese national universities in Group A (*1) and RU11 (Research University 11) (*2) have been defined as the Top 14 universities and they are ranked in that order.

• Top 14 universities: Hokkaido University, Tohoku University, The University of Tsukuba, Chiba University, The University of Tokyo, Tokyo Institute of Technology, Niigata University, Nagoya University, Kyoto University, Osaka University, Kobe University, Okayama University, Hiroshima University, and Kyushu University (ordered by university number).

(*1) Group A: National University Corporations with an enrollment capacity over 10,000 students, with 10 or more schools. (Only student enrollment capacity is considered for universities employing academic schools, colleges, and similar).

(*2) RU11 (Research University 11) is a consortium aiming to develop scholarship in 11 Japanese universities: Hokkaido University, Tohoku University, The University of Tsukuba, The University of Tokyo, Waseda University, Keio University, Tokyo Institute of Technology, Nagoya University, Kyoto University, Osaka University, and Kyushu University.

• The figures for students and faculty do not include those at affiliated schools (kindergartens; elementary, junior or senior high schools; special education schools etc.).

*Source: Number of Faculty Members, Number of Students per Faculty Member, Number of Staff: MEXT, *FY 2019 Operational Performance Report*
 Number of Women Faculty Members, Number of International Faculty Members: Asahi Shimbun Publications, *2022 University Rankings*
 Management Expenses Grants: Each university's *Yearly Plan for FY 2020*

1-4. Comparisons with Other Universities: Education (National, Public, and Private Universities)

Area of School Buildings

Rank	University	m ²
1	Nihon University	1,029,197
2	Kyushu University	855,035
3	The University of Tokyo	820,923
4	Osaka University	684,271
5	Waseda University	642,327
6	Kyoto University	642,003
7	Hokkaido University	558,708
8	Ritsumeikan University	529,592
9	Tokai University	507,613
10	Nagoya University	492,247

(2020)

Number of Books in Library Collection

Rank	University	Books
1	The University of Tokyo	9,808,256
2	Kyoto University	7,188,241
3	Waseda University	5,672,456
4	Nihon University	5,501,136
5	Keio University	5,016,718
6	Kyushu University	4,202,696
7	Tohoku University	4,180,970
8	Osaka University	3,890,488
9	Hokkaido University	3,789,322
10	Kobe University	3,789,272

(2020)

Index Evaluation: Index Total from Books, Accepted, Lending, and Library Fee

Rank	University	Books	Accepted	Lending	Library Fee	Index Evaluation
1	International Christian University	39.82	56.69	100.00	52.17	100.00
2	The University of Tokyo	52.72	55.70	43.25	69.14	88.79
3	Gakushuin University	31.32	47.60	32.51	100.00	85.02
4	Tsurumi University	47.75	62.64	31.82	62.40	82.28
5	Tenri University	100.00	44.79	12.83	36.03	77.87
6	Hitotsubashi University	58.18	51.74	40.29	42.38	77.44
7	Jissen Women's University	21.87	100.00	36.99	25.21	74.02
8	Soka University	22.20	46.28	72.30	42.24	73.60
9	Kyoto University	48.83	42.81	45.34	44.98	73.17
10	Nara University	32.89	60.99	49.08	38.10	72.81
⋮						
16	Kyushu University	34.75	28.93	27.18	62.24	61.57

(2020)

• Perspectives on Rankings (Quoted from Source)

Survey were sent to head librarians of 758 private universities across the country in November 2020. 730 replies received by the end of January 2021 were consolidated. Figures for the number of books provided, incorporated and borrowed, and library expenses per student is indexed as 100. The index evaluation of the overall ranking is the sum of the indexes for each item, with the highest value expressed as 100. However this does not include universities with less than 2000 students, or universities that have been established for less than 4 years. Students from junior colleges and other schools are also included. Library expenses are calculated by adding the total cost of materials and other library expenses.

*Source: Asahi Shimbun Publications, 2022 University Rankings

1-4. Comparisons with Other Universities: Education (National, Public, and Private Universities) (Continued)

Percentage Going on to Graduate School

Undergraduate Schools of Science, Technology, and Engineering		School of Science		Undergraduate Schools of Agriculture, Biological Sciences	
University	%	University	%	University	%
Tokyo Institute of Technology (Materials and Chemical Technology)	98.3 (1)	Tohoku University (Science)	85.7 (1)	Tohoku University (Agriculture)	79.9 (1)
Tokyo Institute of Technology (Life Science and Technology)	89.6 (2)	Tokyo Institute of Technology (Science)	84.9 (2)	Kyoto University (Agriculture)	79.0 (2)
Tokyo Institute of Technology (Engineering)	89.2 (3)	The University of Tokyo (Science)	83.6 (3)	Nagoya University (Agriculture)	74.9 (3)
Tohoku University (Engineering)	87.3 (4)	Kyoto University (Science)	81.3 (4)	Hokkaido University (Agriculture)	74.2 (4)
Kyoto University (Engineering)	86.8 (5)	Hokkaido University (Science)	81.3 (4)	Hokkaido University (Fishery)	73.8 (5)
Tokyo Institute of Technology (Environment and Society)	86.4 (6)	Osaka University (Science)	77.7 (6)	Kobe University (Agriculture)	71.5 (6)
Nagoya University (Engineering)	85.7 (7)	Kyushu University (Science)	77.0 (7)	Kyushu University (Agriculture)	68.5 (7)
Osaka University (Engineering)	85.4 (8)	Nagoya University (Science)	75.9 (8)	University of Tsukuba (Life and Environmental Sciences)	67.0 (8)
Osaka Prefecture University (Engineering)	84.0 (9)	Osaka City University (Science)	70.9 (9)	Tokyo University of Agriculture and Technology (Agriculture)	63.0 (9)
Nagaoka University of Technology (Engineering)	82.7 (10)	Saitama University (Science)	67.2 (10)	The University of Tokyo (Agriculture)	55.7 (10)
Kyushu University (Engineering)	81.8 (11)				

School of Law		Undergraduate Schools of Economics, Management, Commerce	
University	%	University	%
Kyoto University (Law)	31.9 (1)	Okayama Shoka University (Economics)	33.9 (1)
Osaka University (Law)	19.1 (2)	Hokuriku University (Economics and Management)	19.7 (2)
The University of Tokyo (Law)	19.0 (3)	The University of Tokyo (Economics)	9.7 (3)
Kobe University (Law)	18.4 (4)	Kyoto University (Economics)	9.5 (4)
Hitotsubashi University (Law)	18.4 (4)	Osaka University of Economics and Law (Economics)	8.9 (5)
Osaka Institute of Technology (Intellectual Property)	17.7 (6)	Hitotsubashi University (Economics)	8.6 (6)
Tohoku University (Law)	15.6 (7)	Hokkaido University (Economics)	8.2 (7)
Waseda University (Law)	14.6 (8)	Kyushu Kyoritsu University (Economics)	7.2 (8)
Nagoya University (Law)	14.5 (9)	Tohoku University (Economics)	5.9 (9)
Kyushu University (Law)	14.1 (10)	Tokyo Fuji University (Management)	5.4 (10)
		Kyushu University (Economics)	5.3 (11)

(2020)

*Source: Asahi Shimbun Publications, 2022 University Rankings

1-5. Comparisons with Other Universities: Employment (National, Public, and Private Universities)

◆ Most Popular Employers ◆

Sony Corporation

Rank	University	Number
1	Keio University	47
2	The University of Tokyo	38
3	Waseda University	35
4	Tokyo Institute of Technology	33
5	Tokyo University of Science	25
6	Kyoto University	20
7	Tohoku University	19
8	Osaka University	17
9	Nagoya University	16
10	The University of Tsukuba	15
⋮		
13	Kyushu University	9
13	Ritsumeikan University	9

(2020)

Ajinomoto Co., Inc.

Rank	University	Number
1	Waseda University	9
2	Keio University	8
3	Osaka University	5
4	Tokyo Institute of Technology	4
5	Kyushu University	2
5	Kyoto University	2
5	Kobe University	2
5	The University of Tokyo	2
5	Hokkaido University	2
5	Kwansei Gakuin University	2

(2020)

Fujitsu Limited

Rank	University	Number
1	Waseda University	82
2	Keio University	48
3	Kobe University	32
4	Yokohama National University	30
5	Osaka University	28
5	Hokkaido University	28
7	The University of Tokyo	25
8	Meiji University	24
9	Kyushu University	23
10	Doshisha University	22

(2020)

Suntory Holdings Limited

Rank	University	Number
1	Waseda University	14
2	Keio University	9
3	The University of Tokyo	7
3	Doshisha University	7
5	Kyoto University	6
6	Osaka University	4
6	Yokohama National University	4
6	Ritsumeikan University	4
9	Kyushu University	3
9	7 other universities	3

(2020)

Toyota Motor Corporation

Rank	University	Number
1	The University of Tokyo	32
1	Nagoya University	32
3	Tokyo Institute of Technology	23
3	Keio University	23
5	Kyoto University	22
6	Kyushu University	20
7	Nagoya Institute of Technology	19
8	Tokyo University of Science	17
8	Ritsumeikan University	17
8	Waseda University	17

(2020)

Nitori Co., Ltd.

Rank	University	Number
1	Waseda University	34
2	Kansai University	33
3	Kwansei Gakuin University	31
4	Ritsumeikan University	30
5	Hokkaido University	26
6	Tohoku University	25
7	Doshisha University	24
8	Hosei University	21
9	Nihon University	20
10	Osaka University	17
11	Kyushu University	16

(2020)

• Perspectives on Rankings (Quoted from Source)

The companies listed above were selected from the Mynavi/Nikkei 2021 Ranking of Popular Employers for University Graduates. The data refers to a joint survey conducted by Japanese financial news outlet Nikkei Shimbun, Inc. and Mynavi Corp., which offers information services in various fields, from job-seeking to HR and lifestyle support. This nationwide survey, conducted on third-year university students and first-year graduate students expecting to graduate in March of 2021, received 30,630 valid responses. The popular employer ranking was tallied from the number of liberal arts and sciences graduates employed by leading companies (excluding some) in 2020 (taken from a survey conducted by Daigaku Tsushin). Some rankings may include group companies. Data for the University of Tokyo was taken from Todai Shimbun, the university's newspaper. Keio University published only those firms where 3 or more of its graduates are employed.

*Source: Asahi Shimbun Publications, 2022 University Rankings

1-5. Comparisons with Other Universities: Employment (National, Public, and Private Universities) (Continued)

Hitachi, Ltd.

Rank	University	Number
1	Waseda University	53
2	Keio University	30
3	The University of Tokyo	27
4	Tohoku University	25
4	Nagoya University	25
6	Osaka University	24
7	Tokyo Institute of Technology	22
8	Sophia University	21
9	Kyoto University	20
10	Kyushu University	19
10	Hokkaido University	19

(2020)

Panasonic Corporation

Rank	University	Number
1	Osaka University	63
2	Doshisha University	44
3	Kyoto University	36
4	Ritsumeikan University	35
5	Waseda University	32
6	Tokyo Institute of Technology	29
7	Kobe University	26
7	Tokyo University of Science	26
9	Tohoku University	21
10	Meiji University	20
⋮		
13	Kyushu University	16
13	2 other universities	16

(2020)

Meiji Co, Ltd.

(Meiji Seika Pharma Co, Ltd.)

Rank	University	Number
1	Keio University	9
2	Kyushu University	5
2	Kyoto University	5
4	Doshisha University	4
5	The University of Tokyo	3
5	Kansai University	3
5	Kindai University	3

(2020)

Asahi Kasei Group

Rank	University	Number
1	Tokyo Institute of Technology	24
2	Kyoto University	23
3	Osaka University	17
3	Tohoku University	17
5	Keio University	16
6	The University of Tokyo	15
7	Hokkaido University	14
8	Kyushu University	13
9	Waseda University	12
10	Kobe University	11

(2020)

Morinaga Milk Industry CO., LTD.

Rank	University	Number
1	Keio University	6
1	Waseda University	6
3	Tokyo University of Science	4
4	Kyushu University	3
4	Kyoto University	3
4	Kansai University	3
7	The University of Tsukuba	2
7	Tokyo University of Foreign Studies	2
7	Tokyo Institute of Technology	2
7	Tohoku University	2
7	Hokkaido University	2
7	Kwansei Gakuin University	2
7	Kitasato University	2
7	Chuo University	2
7	Meiji University	2

(2020)

• Perspectives on Rankings

The companies listed above were selected from the Mynavi/Nikkei 2021 Ranking of Popular Employers for University Graduates. The data refers to a joint survey conducted by Japanese financial news outlet Nikkei Shimbun, Inc. and Mynavi Corp., which offers information services in various fields, from job-seeking to HR and lifestyle support. This nationwide survey, conducted on third-year university students and first-year graduate students expecting to graduate in March of 2021, received 30,630 valid responses. The popular employer ranking was tallied from the number of liberal arts and sciences graduates employed by leading companies (excluding some) in 2020 (taken from a survey conducted by Daigaku Tsushin). Some rankings may include group companies. Data for the University of Tokyo was taken from Todai Shimbun, the university's newspaper. Keio University published only those firms where 3 or more of its graduates are employed.

*Source: Asahi Shimbun Publications, 2022 University Rankings

1-6. Comparisons with Other Universities: International

QS World University Rankings (published June 2021)

2019/2020 Rank	2020/2021 Rank	2021/2022 Rank	2021/2022 Rank in Japan	University	2021/2022 Overall Scores
1	1	1	—	Massachusetts Institute of Technology	100.0
4	5	2	—	University of Oxford	99.5
2	2	3	—	Stanford University	98.7
7	7	4	—	University of Cambridge	98.7
3	3	5	—	Harvard University	98.0
				⋮	
22	24	23	1	The University of Tokyo	86.2
31	29	30	—	Northwestern University	82.8
33	38	33	2	Kyoto University	82.3
60	47	50	—	Shanghai Jiao Tong University	75.6
55	50	50	—	Technische Universität München	75.6
58	56	56	3	Tokyo Institute of Technology	73.5
71	72	75	4	Osaka University	66.2
82	79	82	5	Tohoku University	65.2
90	95	100	—	University of North Carolina at Chapel Hill	59.6
115	110	118	6	Nagoya University	56.2
132	124	137	7	Kyushu University	53.3
132	139	145	8	Hokkaido University	51.4
200	191	201	9	Keio University	43.9
196	189	203	10	Waseda University	43.3

Academic Reputation

Rank in Japan	University	Score
1	The University of Tokyo	100.0
2	Kyoto University	98.7
3	Osaka University	80.6
4	Tokyo Institute of Technology	74.6
5	Tohoku University	71.4
6	Waseda University	60.3
7	Nagoya University	59.2
8	Kyushu University	56.1
9	Hokkaido University	54.8
10	Keio University	50.2

Employer Reputation

Rank in Japan	University	Score
1	The University of Tokyo	99.6
2	Kyoto University	97.8
3	Waseda University	94.1
4	Tokyo Institute of Technology	91.1
5	Keio University	87.7
6	Osaka University	80.6
7	Tohoku University	73.8
8	Kyushu University	60.2
9	Hokkaido University	56.0
10	Nagoya University	51.1

Citations per Faculty

Rank in Japan	University	Score
1	The University of Tokyo	79.0
2	Tokyo Institute of Technology	71.1
3	Kyoto University	60.3
4	Osaka University	43.4
5	Tohoku University	41.3
6	Nagoya University	37.4
7	Hokkaido University	32.5
8	Kyushu University	31.0
9	The University of Tsukuba	21.4
10	Keio University	7.1

Faculty Student

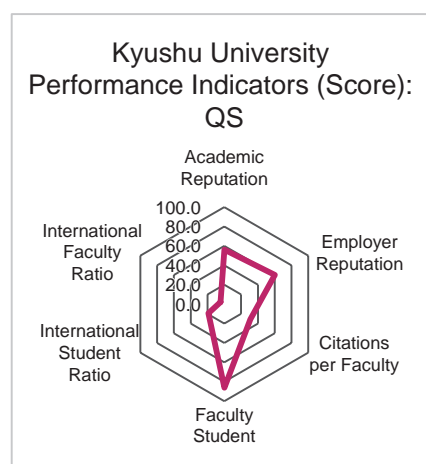
Rank in Japan	University	Score
1	Tohoku University	98.4
2	Kyoto University	96.0
3	The University of Tokyo	92.4
4	Nagoya University	92.0
5	Tokyo Institute of Technology	87.6
6	Kyushu University	86.2
7	Hokkaido University	79.2
8	Osaka University	79.1
9	The University of Tsukuba	68.5
10	Keio University	62.8

International Student Ratio

Rank in Japan	University	Score
1	Waseda University	37.2
2	Tokyo Institute of Technology	36.2
3	The University of Tokyo	28.5
4	The University of Tsukuba	28.4
5	Kyoto University	22.7
6	Nagoya University	20.5
7	Kyushu University	18.9
8	Hokkaido University	17.9
9	Tohoku University	16.5
10	Osaka University	15.1

International Faculty Ratio

Rank in Japan	University	Score
1	Tokyo Institute of Technology	13.7
2	Waseda University	13.5
3	Hokkaido University	8.1
4	Osaka University	7.7
5	The University of Tsukuba	5.6
6	Kyoto University	5.4
7	Nagoya University	5.1
8	Kyushu University	4.4
9	Tohoku University	3.6
9	Keio University	3.6



• Japanese universities ranking in the top 300 were compared on the following points: Academic Reputation, Employer Reputation, Citations per Faculty, Faculty Student, International Student Ratio, International Faculty Ratio.

*Source: Website of British world university evaluation body Quacquarelli Symonds (QS)
QS World University Rankings by Subject 2021

1-6. Comparisons with Other Universities: International (Continued)

THE World University Rankings (published September 2021)

*Overall scores for universities ranked below 200th are not published, so an estimated value is calculated from the scores for each indicator.

2019/2020 Rank	2020/2021 Rank	2021/2022 Rank	2021/2022 Rank in Japan	University	2021/2022 Overall scores
1	1	1	—	University of Oxford	95.7
2	4	2	—	California Institute of Technology	95.0
7	3	3	—	Harvard University	95.0
4	2	4	—	Stanford University	94.9
3	6	5	—	University of Cambridge	94.6
				⋮	
30	30	30	—	University of Edinburgh	78.9
36	36	35	1	The University of Tokyo	76.0
55	51	50	—	The University of Manchester	71.2
65	54	61	2	Kyoto University	69.6
251-300 (263)	201-250 (215)	201-250 (223)	3	Tohoku University	52.1
301-350 (301)	301-350 (315)	301-350 (316)	4	Tokyo Institute of Technology	47.2
301-350 (344)	351-400 (353)	301-350 (342)	5	Osaka University	46.5
301-350 (318)	351-400 (364)	351-400 (374)	6	Nagoya University	45.2
401-500 (377)	351-400 (400)	401-500 (438)	7	University of Occupational and Environmental Health, Japan	42.7
501-600 (503)	601-800 (672)	401-500 (491)	8	Yokohama City University	41.2
401-500 (495)	401-500 (504)	501-600 (518)	9	The University of Tsukuba	40.3
401-500 (462)	401-500 (453)	501-600 (552)	10	Kyushu University	39.5

Teaching (learning environment)

Rank in Japan	University	Score
1	The University of Tokyo	86.9
2	Kyoto University	78.5
3	Tohoku University	56.6
4	Osaka University	51.9
5	Tokyo Institute of Technology	49.7
6	Tokyo Medical and Dental University	45.4
7	Nagoya University	44.3
8	Hokkaido University	44.2
9	The University of Tsukuba	43.6
10	Kyushu University	43.2

International Outlook (quality of faculty and students)

Rank in Japan	University	Score
1	Tohoku University	49.5
2	Tokyo Institute of Technology	46.2
3	The University of Tsukuba	42.5
4	Kyushu University	42.4
5	The University of Tokyo	42.0
6	Hokkaido University	41.0
7	Osaka University	38.4
8	Kyoto University	38.2
9	Nagoya University	35.4
10	Tokyo Medical and Dental University	29.3

Industry Income (Innovation)

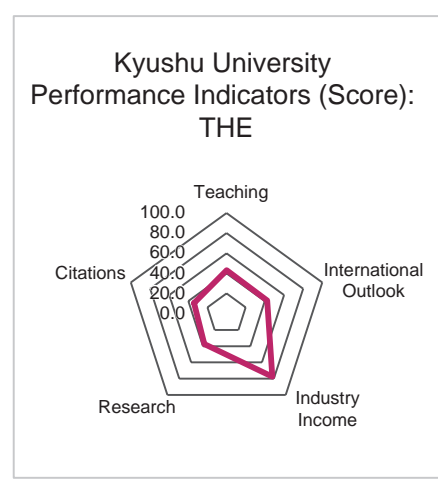
Rank in Japan	University	Score
1	Nagoya University	97.9
2	Tohoku University	97.2
3	Osaka University	90.2
4	The University of Tokyo	88.1
5	Kyoto University	80.8
6	Tokyo Institute of Technology	80.7
7	Kyushu University	77.4
8	Tokyo Medical and Dental University	70.9
9	Hokkaido University	66.3
10	The University of Tsukuba	48.1

Research Volume, income, and reputation

Rank in Japan	University	Score
1	The University of Tokyo	90.3
2	Kyoto University	78.9
3	Tohoku University	58.7
4	Tokyo Institute of Technology	56.2
5	Osaka University	52.1
6	Nagoya University	48.0
7	Hokkaido University	38.5
8	The University of Tsukuba	38.3
9	Kyushu University	37.5
10	Tokyo Medical and Dental University	28.4

Citations

Rank in Japan	University	Score
1	University of Occupational and Environmental Health, Japan	97.8
2	Yokohama City University	93.0
3	Kyoto University	58.3
4	The University of Tokyo	58.2
5	Nagoya University	41.4
6	Tokyo Medical and Dental University	41.3
7	The University of Tsukuba	37.9
8	Tohoku University	37.8
9	Kyushu University	34.0
10	Osaka University	33.9



• Japanese universities ranking in the top 600 were compared on the following points: Teaching, International Outlook, Industry Income, Research, Citations.

*Source: Website of Times Higher Education (THE)

1-6. Comparisons with Other Universities: International (Continued)

Domestic Comparisons of QS World University Rankings (published March 2021) *If a score is not published, its estimated value is computed from an index score.

◆ Arts & Humanities ◆

Architecture / Built Environment

Rank in Japan	University	Score
1 (16)	The University of Tokyo	79.8
2 (37)	Tokyo Institute of Technology	73.5
3 (51-100)	Kyoto University	—
4 (51-100)	Waseda University	—
5 (101-150)	Kyushu University	—
6 (101-150)	Nagoya University	—
7 (101-150)	Tohoku University	—
8 (151-200)	Osaka University	—
9 (201-250)	Hokkaido University	—
10 (201-250)	Keio University	—

Art & Design

Rank in Japan	University	Score
1 (38)	The University of Tokyo	69.0
2 (51-100)	Chiba University	—
3 (51-100)	Kyoto University	—
4 (101-150)	Kyushu University	—
5 (101-150)	The University of Tsukuba	—
6 (101-150)	Waseda University	—
7 (151-200)	Tohoku University	—
8 (201-220)	Musashino University	—

Linguistics

Rank in Japan	University	Score
1 (23)	The University of Tokyo	79.4
2 (65)	Kyoto University	69.5
3 (71)	Tokyo University of Foreign Studies	68.4
4 (76)	Waseda University	68.0
5 (85)	Keio University	66.7
6 (88)	Osaka University	66.5
7 (93)	Nagoya University	65.7
8 (101-150)	Tohoku University	—
9 (151-200)	Kyushu University	—
10 (151-200)	Sophia University	—

◆ Engineering & Technology ◆

Modern Languages

Rank in Japan	University	Score
1 (9)	The University of Tokyo	89.4
2 (21)	Kyoto University	85.4
3 (48)	Waseda University	79.7
4 (87)	Osaka University	74.8
5 (101-150)	Tohoku University	—
6 (151-200)	Nagoya University	—
7 (151-200)	Tokyo University of Foreign Studies	—
8 (201-250)	Hitotsubashi University	—
9 (201-250)	Kyushu University	—
10 (201-250)	Sophia University	—

Computer Science & Information Systems

Rank in Japan	University	Score
1 (27)	The University of Tokyo	78.8
2 (103)	Tokyo Institute of Technology	68.2
3 (118)	Kyoto University	67.3
4 (129)	Osaka University	66.6
5 (151-200)	Keio University	—
6 (151-200)	Waseda University	—
7 (201-250)	Tohoku University	—
8 (251-300)	Kyushu University	—
9 (251-300)	Nagoya University	—
10 (301-350)	The University of Tsukuba	—

Engineering - Chemical

Rank in Japan	University	Score
1 (13)	The University of Tokyo	85.5
2 (16)	Kyoto University	83.7
3 (33)	Tokyo Institute of Technology	78.0
4 (57)	Tohoku University	73.6
5 (63)	Osaka University	72.9
6 (82)	Kyushu University	70.4
6 (82)	Nagoya University	70.4
8 (84)	Hokkaido University	70.3
9 (101-150)	Waseda University	—
10 (201-250)	Hiroshima University	—

Engineering - Civil & Structural

Rank in Japan	University	Score
1 (16)	The University of Tokyo	84.7
2 (31)	Tokyo Institute of Technology	81.4
3 (41)	Kyoto University	78.8
4 (101-150)	Hokkaido University	—
5 (101-150)	Tohoku University	—
6 (151-200)	Kyushu University	—
7 (151-200)	Nagoya University	—
8 (151-200)	Osaka University	—

Engineering - Electrical & Electronic

Rank in Japan	University	Score
1 (22)	The University of Tokyo	80.4
2 (32)	Tokyo Institute of Technology	78.3
3 (64)	Kyoto University	72.4
4 (85)	Tohoku University	69.6
5 (121)	Osaka University	66.6
6 (151-200)	Kyushu University	—
7 (151-200)	Nagoya University	—
8 (151-200)	Waseda University	—
9 (201-250)	Hokkaido University	—
10 (201-250)	Keio University	—

Engineering - Mechanical, Aeronautical & Manufacturing

Rank in Japan	University	Score
1 (21)	The University of Tokyo	81.9
2 (31)	Tokyo Institute of Technology	76.7
3 (49)	Kyoto University	73.8
4 (52)	Tohoku University	73.0
5 (102)	Osaka University	66.2
6 (120)	Kyushu University	65.0
7 (140)	Nagoya University	63.3
8 (151-200)	Hokkaido University	—
9 (151-200)	Keio University	—
10 (151-200)	Waseda University	—

◆ Life Sciences & Medicine ◆

Engineering - Mineral & Mining (*1)

Rank in Japan	University	Score
1 (29)	Kyushu University	68.1
2 (40)	Waseda University	64.8

Agriculture & Forestry

Rank in Japan	University	Score
1 (22)	The University of Tokyo	78.6
2 (43)	Kyoto University	73.9
3 (58)	Tokyo University of Agriculture and Technology	71.9
4 (70)	Hokkaido University	70.5
5 (99)	Nagoya University	68.0
6 (101-150)	Kyushu University	—
7 (101-150)	Tohoku University	—
8 (101-150)	The University of Tsukuba	—
9 (101-150)	Chiba University	—
10 (151-200)	Kobe University	—

Biological Sciences

Rank in Japan	University	Score
1 (18)	The University of Tokyo	86.2
2 (26)	Kyoto University	83.7
3 (57)	Osaka University	78.0
4 (100)	Tokyo Institute of Technology	74.6
5 (119)	Nagoya University	73.4
6 (127)	Tohoku University	72.9
7 (128)	Kyushu University	72.8
8 (131)	Hokkaido University	72.6
9 (151-200)	Keio University	—
10 (201-250)	The University of Tsukuba	—

1-6. Comparisons with Other Universities: International (Continued)

Domestic Comparisons of QS World University Rankings (published March 2021)

◆ Life Sciences & Medicine ◆ (Continued)

Medicine

Rank in Japan	University	Score
1 (29)	The University of Tokyo	84.4
2 (54)	Kyoto University	81.0
3 (98)	Osaka University	76.4
4 (114)	Tokyo Medical and Dental University	75.4
5 (132)	Keio University	73.8
6 (137)	Tohoku University	73.5
7 (151-200)	Hokkaido University	—
8 (151-200)	Kyushu University	—
9 (151-200)	Nagoya University	—
10 (251-300)	The University of Tsukuba	—

Pharmacy & Pharmacology

Rank in Japan	University	Score
1 (15)	The University of Tokyo	84.2
2 (39)	Kyoto University	80.4
3 (92)	Osaka University	74.3
4 (101-150)	Tohoku University	—
5 (151-200)	Hokkaido University	—
6 (151-200)	Kyushu University	—
7 (151-200)	Nagoya University	—
8 (201-250)	Keio University	—
9 (251-300)	Chiba University	—
10 (301-350)	Tokyo University of Pharmacy and Life Sciences	—

◆ Natural Sciences ◆

Chemistry

Rank in Japan	University	Score
1 (13)	The University of Tokyo	88.0
2 (20)	Kyoto University	85.5
3 (28)	Tokyo Institute of Technology	82.3
4 (36)	Osaka University	81.0
5 (59)	Nagoya University	77.4
6 (66)	Kyushu University	75.9
7 (67)	Tohoku University	75.8
8 (82)	Hokkaido University	74.4
9 (151-200)	Keio University	—
10 (151-200)	Waseda University	—

Earth & Marine Sciences (*2)

Rank in Japan	University	Score
1 (15)	The University of Tokyo	88.5
2 (51-100)	Hokkaido University	—
3 (51-100)	Kyoto University	—
4 (51-100)	Tohoku University	—
5 (101-150)	Nagoya University	—
6 (101-150)	Tokyo Institute of Technology	—
7 (151-200)	Kyushu University	—
8 (151-200)	The University of Tsukuba	—

Environmental Sciences

Rank in Japan	University	Score
1 (29)	The University of Tokyo	86.7
2 (82)	Kyoto University	81.3
3 (101-150)	Hokkaido University	—
4 (101-150)	Tokyo Institute of Technology	—
5 (151-200)	Tohoku University	—
6 (201-250)	Kyushu University	—
7 (201-250)	Nagoya University	—
8 (201-250)	The University of Tsukuba	—
9 (251-300)	Osaka University	—
10 (351-400)	Tokyo University of Agriculture and Technology	—

Geography (*2)

Rank in Japan	University	Score
1 (13)	The University of Tokyo	85.0
2 (39)	Kyoto University	77.4
3 (51-100)	Keio University	—
4 (51-100)	Waseda University	—
5 (101-150)	Osaka University	—
6 (151-200)	Kyushu University	—

Geology(*2)

Rank in Japan	University	Score
1 (18)	The University of Tokyo	87.8
2 (51-100)	Hokkaido University	—
3 (101-150)	Kyoto University	—
4 (101-150)	Nagoya University	—
5 (101-150)	Tohoku University	—
6 (101-150)	Tokyo Institute of Technology	—
7 (151-200)	Kyushu University	—
8 (151-200)	The University of Tsukuba	—

Geophysics (*2)

Rank in Japan	University	Score
1 (19)	The University of Tokyo	87.4
2 (51-100)	Hokkaido University	—
3 (101-150)	Kyoto University	—
4 (101-150)	Nagoya University	—
5 (101-150)	Tohoku University	—
6 (101-150)	Tokyo Institute of Technology	—
7 (151-200)	Kyushu University	—
8 (151-200)	The University of Tsukuba	—

Materials Science

Rank in Japan	University	Score
1 (29)	The University of Tokyo	77.5
2 (50)	Kyoto University	73.2
3 (53)	Tokyo Institute of Technology	72.9
4 (65)	Tohoku University	71.2
5 (97)	Osaka University	67.2
6 (101-150)	Kyushu University	—
7 (151-200)	Hokkaido University	—
8 (151-200)	Nagoya University	—
9 (201-250)	Waseda University	—
10 (251-300)	Tokyo University of Science	—

Mathematics

Rank in Japan	University	Score
1 (24)	The University of Tokyo	84.0
2 (45)	Kyoto University	79.7
3 (64)	Tokyo Institute of Technology	76.6
4 (115)	Waseda University	72.0
5 (128)	Osaka University	71.0
6 (130)	Tohoku University	70.9
7 (134)	Nagoya University	70.7
8 (148)	Kyushu University	69.9
9 (251-300)	Hokkaido University	—
10 (251-300)	Kobe University	—

Physics & Astronomy

Rank in Japan	University	Score
1 (10)	The University of Tokyo	89.9
2 (26)	Kyoto University	84.4
3 (28)	Tokyo Institute of Technology	83.0
4 (37)	Tohoku University	81.3
5 (45)	Osaka University	80.6
6 (64)	Nagoya University	77.9
7 (126)	Kyushu University	72.2
8 (151-200)	The University of Tsukuba	—
9 (151-200)	Waseda University	—
10 (201-250)	Hiroshima University	—

◆ Social Sciences & Management ◆

Business & Management Studies

Rank in Japan	University	Score
1 (69)	The University of Tokyo	73.7
2 (111)	Hitotsubashi University	69.3
3 (119)	Waseda University	68.8
4 (140)	Keio University	67.8
5 (151-200)	Kyoto University	—
6 (251-300)	Kobe University	—
7 (251-300)	Osaka University	—
8 (401-450)	Nagoya University	—
9 (501-550)	Kyushu University	—
10 (501-550)	Ritsumeikan University	—

1-6. Comparisons with Other Universities: International (Continued)

Domestic Comparisons of QS World University Rankings (published March 2021)

◆ Social Sciences & Management ◆ (Continued)

Economics & Econometrics

Rank in Japan	University	Score
1 (30)	The University of Tokyo	77.1
2 (66)	Kyoto University	72.3
3 (72)	Hitotsubashi University	71.8
4 (99)	Keio University	69.0
5 (106)	Osaka University	68.6
6 (128)	Waseda University	66.9
7 (151-200)	Kobe University	—
8 (201-250)	Tokyo Institute of Technology	—
9 (251-300)	Kyushu University	—
10 (251-300)	Nagoya University	—

Education (*3)

Rank in Japan	University	Score
1 (87)	The University of Tokyo	70.3
2 (151-200)	Kyoto University	—
3 (251-300)	Hiroshima University	—
4 (251-300)	Nagoya University	—
5 (301-350)	Kyushu University	—
6 (301-350)	Osaka University	—
7 (301-350)	Tokyo Institute of Technology	—
8 (301-350)	The University of Tsukuba	—
9 (301-350)	Waseda University	—

Law (*4)

Rank in Japan	University	Score
1 (21)	The University of Tokyo	81.3
2 (56)	Kyoto University	72.5
3 (70)	Waseda University	71.1
4 (88)	Keio University	69.4
5 (101-150)	Nagoya University	—
6 (101-150)	Osaka University	—
7 (151-200)	Kobe University	—
8 (151-200)	Kyushu University	—
9 (151-200)	Tohoku University	—

- The value in brackets is the QS World University Rankings position.
- Out of a total of 51 disciplines, only the 27 in which the university is ranked are listed.
- (*1) World rankings from 1 to 60 were published.
- (*2) World rankings from 1 to 200 were published.
- (*3) World rankings from 1 to 350 were published.
- (*4) Of 350 universities from around the world, no Japanese universities ranked below 200th position.

Reference: Comparison of the number of subject in the QS World University Rankings (among Designated National University Corporations)

University	Within the top 50 rankings	Within the top 100 rankings
The University of Tokyo	36	43
Kyoto University	16	31
Tokyo Institute of Technology	7	11
Osaka University	2	11
Tohoku University	1	7
Kyushu University	1	3
The University of Tsukuba	1	2
Tokyo Medical and Dental University	1	1
Nagoya University	0	5
Hitotsubashi University	0	1

*Source: Website of British world university evaluation body Quacquarelli Symonds (QS)
QS World University Rankings by Subject 2021

1-7. Comparisons with Other Universities: Reputation

◆ Reputation Among University Presidents ◆

Overall

Rank	University	Number
1	Kyoto University	106
2	The University of Tokyo	79
3	Tohoku University	68
4	Kanazawa Institute of Technology	64
5	Osaka University	58
6	Tokyo Institute of Technology	55
7	Akita International University	48
8	International Christian University	40
9	The University of Tsukuba	29
10	Nagoya University	27
⋮		
15	Kyushu University	19

(2020)

Research

Rank	University	Number
1	Kyoto University	97
2	The University of Tokyo	71
3	Osaka University	51
4	Tohoku University	50
5	Tokyo Institute of Technology	31
6	Nagoya University	23
7	The University of Tsukuba	16
7	Kindai University	16
9	Kyushu University	12
9	Keio University	12

(2020)

◆ Perspectives on Rankings

In November of 2020, surveys were sent to the presidents of 768 national, public and private universities. The opinions received from 522 university presidents by late January were summarized. The survey asked respondents to list the names of up to six universities by their systems and achievements in each of two fields: Education and Research. "Overall" is the sum of data from both of these fields.

◆ Reputation Among the Public ◆

Would be interested if hiring

Rank	University	Point
1	The University of Tokyo	1,189
2	Kyoto University	875
3	Waseda University	550
4	Keio University	397
5	Osaka University	248
6	Tohoku University	157
7	Meiji University	108
8	Kyushu University	106
9	Hokkaido University	89
10	Kindai University	79

(2020)

Proactively Contributes to the Community

Rank	University	Point
1	The University of Tokyo	624
2	Kyoto University	526
3	Waseda University	347
4	Hokkaido University	244
5	Keio University	216
6	Osaka University	207
6	Tohoku University	207
8	Kindai University	172
9	Kyushu University	166
10	Meiji University	96

(2020)

Graduates are appealing

Rank	University	Point
1	The University of Tokyo	1,151
2	Kyoto University	945
3	Waseda University	721
4	Keio University	548
5	Osaka University	201
6	Meiji University	129
7	Tohoku University	115
8	Aoyama Gakuin University	97
9	Kyushu University	83
10	Sophia University	73

(2020)

◆ Perspectives on Rankings

Taken from a survey conducted by Daigaku Tsushin in 2020. A nationwide survey of adults was conducted, ranking universities by category. The 1,000 targeted respondents were company employees or public servants who had graduated from university. The survey was conducted without any regional bias, and the ratio of man and woman respondents was 1:1. They were asked to rank the top three universities throughout Japan, and the top three from the area in which they lived or the surrounding region. The answers were then scored in order of listing, with 3 points awarded for the first, 2 points awarded for the second, and 1 point awarded for the third-highest ranking.

*Source: Asahi Shimbun Publications, 2022 University Rankings

1-7. Comparisons with Other Universities: Reputation (Continued)

◆ Reputation Among High Schools ◆

High quality of education

Rank	University	Point
1	The University of Tokyo	602
2	Kyoto University	464
3	Tohoku University	447
4	Akita International University	168
5	Osaka University	153
6	Tokyo University of Science	125
7	Nagoya University	96
8	Kyushu University	94
8	Waseda University	94
10	Keio University	89

(2020)

Focusing on global education

Rank	University	Point
1	Akita International University	894
2	International Christian University	475
3	Sophia University	415
4	Ritsumeikan Asia Pacific University	320
5	Waseda University	235
6	Tokyo University of Foreign Studies	138
7	Rikkyo University	118
8	Kanda University of International Studies	106
9	Kansai Gaidai University	97
10	Kwansei Gakuin University	81
⋮		
19	Kyushu University	38

(2020)

High capacity for innovation

Rank	University	Point
1	Kindai University	305
2	Tohoku University	242
3	Waseda University	187
4	Ritsumeikan University	182
5	Toyo University	139
6	The University of Tokyo	118
7	Kyoto University	109
8	Meiji University	89
9	The University of Tsukuba	84
10	Rikkyo University	79
⋮		
16	Kyushu University	39

(2020)

Students are satisfied after entering the school

Rank	University	Point
1	The University of Tokyo	340
2	Tohoku University	278
3	Kyoto University	264
4	Keio University	126
5	Waseda University	124
6	Meiji University	100
7	Osaka University	81
8	Hokkaido University	77
9	Doshisha University	72
10	Nagoya University	64
⋮		
14	Kyushu University	55

(2020)

Students achieve growth after entering the school

Rank	University	Point
1	Tohoku University	322
2	Kanazawa Institute of Technology	214
3	The University of Tokyo	195
4	Tokyo University of Science	158
5	Kyoto University	118
6	Akita International University	88
7	Osaka University	63
8	Kyushu University	53
9	Keio University	48
10	International Christian University	41

(2020)

Would recommend to students (National and Public Universities)

Rank	University	Point
1	The University of Tokyo	988
2	Kyoto University	944
3	Tohoku University	687
4	Osaka University	297
5	Tokyo Institute of Technology	233
6	Akita International University	211
7	Hokkaido University	208
8	Kyushu University	198
9	Nagoya University	175
10	The University of Tsukuba	149

(2020)

• Perspectives on Rankings

Taken from a survey conducted by Daigaku Tsushin (2020). Out of about 2000 college preparatory high schools who were surveyed nationwide, 910 schools responded. Using categories such as, "universities that are good at looking after students", high school guidance counselors were asked to narrow down their top 5 schools and rank them on a scale of 1 to 5, giving the highest-ranking school 5 points.

*Source: Asahi Shimbun Publications, 2022 University Rankings

1-8. Comparisons with Other Universities: Other

Alma Mater of University Presidents
(Highest Level of Education)

Rank	University	Number
1	The University of Tokyo	80
2	Kyoto University	43
3	Osaka University	22
4	Tohoku University	21
4	Keio University	21
4	Waseda University	21
7	Hokkaido University	19
8	Kyushu University	17
8	Hiroshima University	17
10	Tokyo Institute of Technology	16

(2020)

Alma Mater of Board Chairs
(Highest Level of Education)

Rank	University	Number
1	The University of Tokyo	58
2	Keio University	40
3	Waseda University	28
4	Kyoto University	27
5	Sophia University	16
6	Kyushu University	14
7	Osaka University	13
8	Tohoku University	12
9	Kwansei Gakuin University	10
10	Hokkaido University	9
10	Nihon University	9
10	Rikkyo University	9

(2020)

◆ Alma Mater of Company Presidents: National Universities ◆

Alma Mater of Company Presidents

Rank	University	Number
1	The University of Tokyo	4,056
2	Kyoto University	2,487
3	Osaka University	2,369
4	Hokkaido University	2,192
5	Kyushu University	2,005
6	Tohoku University	1,932
7	Kobe University	1,853
8	Hiroshima University	1,774
9	Chiba University	1,431
10	Nagoya University	1,422

(2020)

Alma Mater of Company Presidents:
Companies Listed on the First Section
of the Tokyo Stock Exchange

Rank	University	Number
1	The University of Tokyo	138
2	Kyoto University	74
3	Osaka University	39
4	Hitotsubashi University	35
5	Kobe University	29
6	Tohoku University	27
7	Nagoya University	23
8	Kyushu University	19
9	Tokyo Institute of Technology	16
9	Yokohama National University	16

(2020)

Alma Mater of Company Presidents: Women

Rank	University	Number
1	The University of Tokyo	157
2	Hiroshima University	120
3	Osaka University	113
4	Kyushu University	100
5	Tokyo Medical and Dental University	98
6	The University of Tsukuba	85
7	Chiba University	84
8	Hokkaido University	80
9	Kobe University	77
10	Nagoya University	74

(2020)

• Perspectives on Rankings

Using the database of Tokyo Shoko Research, Ltd., containing information on 3,400,000 companies (as of July, 2020), we extracted and collated the disclosed data on the university from which the company representative (including sole proprietors) had graduated. For certain listed companies, we used only the Tokyo Stock Exchange. If the same individual is employed by multiple companies, we selected the firm with the highest revenues and excluded overlapping firms from collation. If the university had undergone a name change or a consolidation, the current university name was used. The figures may include representatives who graduated from graduate schools.

*Source: Asahi Shimbun Publications, 2022 University Rankings

■ **For other items of comparison with other universities, please see below.**

P93	Desirable Schools for Parents, Percentage of entrants among successful general entrance examination candidates (National Universities)
P136	National Public Servant (Regular Position), Professional Staff of the Ministry of Foreign Affairs, Professional Engineer, First-class Qualified Architect
P139	Scholarly Output, Citation Count, FWCI
P161	Number of Joint Collaborative Research Projects with the Private Sector Nationwide: National, Public, and Private Universities, Income from Joint Collaborative Research with the Private Sector Nationwide: National, Public, and Private Universities, Income per Project from Joint Collaborative Research with the Private Sector Nationwide: National, Public, and Private Universities
P163	Number of Research Projects Funded by the Private Sector Nationwide: National, Public, and Private Universities, Income from Research Funded by the Private Sector Nationwide: National, Public, and Private Universities, Income per Project from Research Funded by the Private Sector Nationwide: National, Public, and Private Universities
P165	Number of Patents Licensed ,etc. (including overseas), Income from Licensing Patents, etc. (including overseas)
P182	Comparison of Projects Funded by KAKENHI Grants-in-Aid for Scientific Research: New+Continuing, Number of Projects Selected, Percentage of Women, Percentage of Early-Career Scientists, Sum Allocated Comparison of Projects Funded by KAKENHI Grants-in-Aid for Scientific Research: New, Number of the Newly Adopted Projects, Percentage of the Newly Adopted Projects

Number of Faculty and Staff Members

Number of Students

Admissions

Enrollment

Graduate Degrees Conferred

Career Paths and Employment Status

Success in Qualification Examinations

Research

International

Industry-University-Government Collaboration

University Hospital

Income and Expenditure

Selection of Research/Education Programs

1-9. Comparisons with Other Universities: Designated National University Corporations, etc.

◆ Basic Information: Designated National University Corporation, etc. ◆

Item	University	Kyushu University	Hokkaido University	Tohoku University	The University of Tokyo	Nagoya University	Kyoto University
President		1	1	1	1	1	1
Executive Vice President/Auditor		10	10	10	9	11	10
Number of Officers (as of May 1, 2020)		^{(*)1} 11	^{(*)2} 11	11	10	12	^{(*)3} 11
Professor		670	686	894	1,298	621	968
Associate Professor		630	598	761	993	510	786
Lecturer		128	156	195	282	175	176
Assistant Professor		651	540	1,212	1,315	369	753
Research Associate		9					
Teaching Associate			8	157	30	2	2
Teacher					41		
Number of Faculty Members (as of May 1, 2020)		^{(*)5} 2,088	^{(*)2} 1,988	^{(*)6} 3,219	3,959	1,677	^{(*)7} 2,685
Number of Staff Members (as of May 1, 2020)		^{(*)5} 2,351	^{(*)2} 1,930	^{(*)6} 3,196	4,133	1,935	^{(*)7} 2,831
Undergraduate students		11,679	11,313	10,731	14,062	9,585	12,958
Graduate Schools/Faculties Students: Master's Programs		3,981	3,790	4,140	7,246	3,766	4,967
Graduate Schools Students: Professional Degree Programs		304	179	270	827	92	735
Graduate Schools/Faculties Students: Doctoral Programs, PhD		2,602	2,425	2,655	5,787	2,329	3,785
Number of students (as of May 1, 2020)		18,566	17,707	17,796	27,922	15,772	22,445
Number of Undergraduate Schools (as of May 1, 2020)		12	12	^{(*)9} 10	^{(*)2} 10	9	^{(*)4} 10
Number of Graduate Schools (as of May 1, 2020)		18	21	^{(*)9} 15	^{(*)2} 15	13	^{(*)4} 18
Number of Research Institutes (as of May 1, 2020)		4	4	^{(*)9} 6	^{(*)2} 11	3	^{(*)4} 13
Number of Joint Usage/Research Centers (as of April 1, 2020)		5	8	6	8	4	16
Number of Education Joint Usage Center (as of July. 21, 2020)		1	5	3	1	2	4
Management Expenses Grants (FY2020 Budget) (Unit: million JPY)		39,674	36,909	45,285	86,830	30,957	56,056
2022 QS World University Rankings (published June 2021)		137	145	82	23	118	33
QS World Rankings by Subject 2021 (for departments ranked in the top 50)		1	0	1	36	0	16
QS World Rankings by Subject 2021 (for departments ranked in the top 100)		3	6	7	43	5	31

(*1) These figures are as of October. 1, 2020.

(*2) These figures are as of October. 16, 2020.

(*3) These figures are as of April 1, 2020.

(*4) These figures are as of April 1, 2021.

(*5) The figures exclude staff on administrative or childcare leave, but they include substitutes for those on leave. The figures include rehired faculty and special fixed-term faculty.

(*6) The figures include rehired staff as well as those on administrative leave.

(*7) The figures exclude special fixed-term faculty.

(*8) The figures exclude dispatched staff as well as those on administrative or child-care leave. The figures include endowed faculty and specially appointed faculty (full-time). However, the figures exclude part-time faculty (specially appointed faculty, specially appointed researchers, and medical staff), temporary staff, and part-time staff.

(*9) These figures are as of July. 1, 2020.

*Source: *Kyushu University Information 2020/ Documents*
Hokkaido University Information 2020-2021
Tohoku University Fact Book 2020/ Number of Students (as of May 1, 2020) / FY 2020 Tohoku National University Yearly Plan
 The University of Tsukuba website
The University of Tokyo Information 2020, Reference Version
Tokyo Medical and Dental University OUTLINE 2020
Tokyo Tech Data Book 2020-2021
 Hitotsubashi University website, *Data Collection*
Nagoya University Profile 2020/ FY 2020 Nagoya National University Yearly Plan
Kyoto University Information 2020/ FY 2020 Kyoto National University Yearly Plan
Osaka University Profile 2020
 MEXT website, List of Joint Usage/Research Center and List of Certified Joint Usage/Education Centers
 Website of *British world university evaluation body Quacquarelli Symonds (QS)*
 QS World University Rankings by Subject 2021

1-9. Comparisons with Other Universities: Designated National University Corporations, etc.
 (Continued)

Item	University	Osaka University	The University of Tsukuba	Tokyo Medical and Dental University	Tokyo Institute of Technology	Hitotsubashi University
President		1	1	1	1	1
Executive Vice President/Auditor		11	10	8	7	3
Number of Officers (as of May 1, 2020)		12	(*4) 11	9	8	4
Professor		995	599	173	348	190
Associate Professor		828	559	127	350	76
Lecturer		308	220	123	14	25
Assistant Professor		1,146	468	435	333	4
Research Associate						
Teaching Associate		9	1			36
Teacher			520			
Number of Faculty Members (as of May 1, 2020)	(*8)	3,286	2,367	858	1,045	331
Number of Staff Members (as of May 1, 2020)	(*8)	1,661	2,674	1,863	608	169
Undergraduate students		15,194	9,797	1,478	4,922	4,391
Graduate Schools/Faculties Students: Master's Programs		4,505	4,026	300	3,952	935
Graduate Schools Students: Professional Degree Programs		210	184	0	100	391
Graduate Schools/Faculties Students: Doctoral Programs, PhD		3,424	2,575	1,223	1,474	606
Number of students (as of May 1, 2020)		23,333	16,582	3,001	10,448	6,323
Number of Undergraduate Schools (as of May 1, 2020)		11	9	3	6	4
Number of Graduate Schools (as of May 1, 2020)		16	3	2	6	6
Number of Research Institutes (as of May 1, 2020)		6	0	2	4	1
Number of Joint Usage/Research Centers (as of April 1, 2020)		7	3	2	4	1
Number of Education Joint Usage Center (as of July. 21, 2020)		1	3	0	0	0
Management Expenses Grants (FY2020 Budget) (Unit: million JPY)		47,305	37,386	14,267	23,941	5,867
2022 QS World University Rankings (published June 2021)		75	285	381	56	531-540
QS World Rankings by Subject 2021 (for departments ranked in the top 50)		2	1	1	7	0
QS World Rankings by Subject 2021 (for departments ranked in the top 100)		11	2	1	11	1

(*1) These figures are as of October. 1, 2020.

(*2) These figures are as of October. 16, 2020.

(*3) These figures are as of April 1, 2020.

(*4) These figures are as of April 1, 2021.

(*5) The figures exclude staff on administrative or childcare leave, but they include substitutes for those on leave. The figures include rehired faculty and special fixed-term faculty.

(*6) The figures include rehired staff as well as those on administrative leave.

(*7) The figures exclude special fixed-term faculty.

(*8) The figures exclude dispatched staff as well as those on administrative or child-care leave. The figures include endowed faculty and specially appointed faculty (full-time). However, the figures exclude part-time faculty (specially appointed faculty, specially appointed researchers, and medical staff), temporary staff, and part-time staff.

(*9) These figures are as of July. 1, 2020.

*Source: *Kyushu University Information 2020/ Documents*

Hokkaido University Information 2020-2021

Tohoku University Fact Book 2020/ Number of Students (as of May 1, 2020) / FY 2020 Tohoku National University Yearly Plan

The University of Tsukuba website

The University of Tokyo Information 2020, Reference Version

Tokyo Medical and Dental University OUTLINE 2020

Tokyo Tech Data Book 2020-2021

Hitotsubashi University website, *Data Collection*

Nagoya University Profile 2020/ FY 2020 Nagoya National University Yearly Plan

Kyoto University Information 2020/ FY 2020 Kyoto National University Yearly Plan

Osaka University Profile 2020

MEXT website, List of Joint Usage/Research Center and List of Certified Joint Usage/Education Centers

Website of *British world university evaluation body Quacquarelli Symonds (QS)*

QS World University Rankings by Subject 2021