

1. Overview and Comparisons with Other Universities

1-1. Overview of Kyushu University

1-1-1. Composition of Schools and Faculties

Schools [12] School of Interdisciplinary Science and Innovation School of Letters School of Education School of Law School of Economics School of Science School of Medicine School of Dentistry School of Pharmaceutical Sciences School of Engineering School of Design School of Agriculture	Graduate Schools [19] Graduate School of Humanities Graduate School of Integrated Sciences for Global Society Graduate School of Human-Environment Studies Graduate School of Law Law School (Professional Graduate School) Graduate School of Economics Graduate School of Science Graduate School of Mathematics Graduate School of Systems Life Sciences Graduate School of Medical Sciences Graduate School of Dental Science Graduate School of Pharmaceutical Sciences Graduate School of Engineering Graduate School of Design Graduate School of Information Science and Electrical Engineering Interdisciplinary Graduate School of Engineering Sciences Graduate School of Bioresource and Bioenvironmental Sciences Graduate School of Integrated Frontier Sciences Joint Graduate School of Mathematics for Innovation	Graduate Schools: Faculties [16] Faculty of Humanities Faculty of Social and Cultural Studies Faculty of Human-Environment Studies Faculty of Law Faculty of Economics Faculty of Languages and Cultures Faculty of Science Faculty of Mathematics Faculty of Medical Sciences Faculty of Dental Science Faculty of Pharmaceutical Sciences Faculty of Engineering Faculty of Design Faculty of Information Science and Electrical Engineering Faculty of Engineering Sciences Faculty of Agriculture
Faculty of Arts and Science (*1)		
Institute for Advanced Study		
Research Institutes [4] Medical Institute of Bioregulation (*2), Research Institute for Applied Mechanics (*2), Institute for Materials Chemistry and Engineering (*2), Institute of Mathematics for Industry (*2)		
International Institute: International Institute for Carbon-Neutral Energy Research		
Kyushu University Hospital		
University Library		
Research Institute for Information Technology (*2)		
Kyushu University Platform of Inter-/Transdisciplinary Energy Research		
Kyushu University Institute for Asian and Oceanian Studies		

(*1) It indicates facilities certified as joint usage centers for education.

(*2) It indicates facilities certified as joint usage/research centers.

• The figures in brackets indicate the number of schools, graduate schools, graduate schools: facilities, and research institutes.

Source: *Kyushu University Information* (as of April 1, 2023)

1-1-2. Number of Students, Faculty and Staff Members

		Enrollment Capacity	Entrants		Total Capacity	Students Enrolled		
			Total	Of which, Women Students		Total	Of which, Women Students	
Students	Schools	2,549	2,646	848	10,599	11,707	3,479	
	Graduate School	Master's Program	1,799	1,973	517	3,602	4,046	1,011
		Professional Degree Program	140	144	56	325	316	133
		Doctoral Program	779	707	189	2,602	2,589	771
	Total	5,267	5,470	1,610	17,128	18,658	5,394	

Faculty and Staff Members	Faculty		Staff		Total	
	Total	Of which, Women Faculty	Total	Of which, Women Staff	Total	Of which, Women Faculty and Staff
	2,389	406	3,686	2,386	6,075	2,792

Source: Enrollment Capacity, Students Enrolled: *Kyushu University Information* (as of May 1, 2023)

Entrants: *Kyushu University Information* (as of April 1, 2023), Student Affairs Department (as of October 1, 2023)

Total Capacity: General Regulations of Undergraduate Schools of Kyushu University,

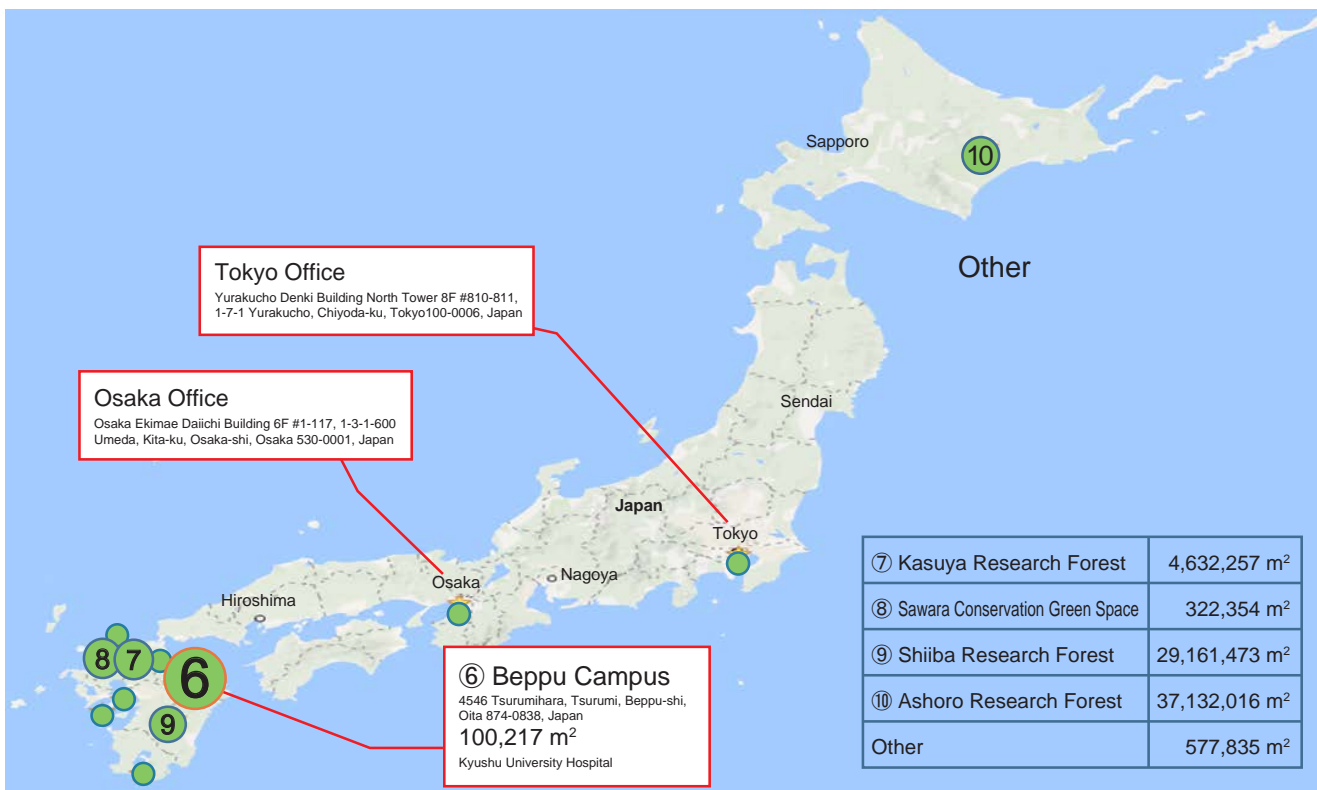
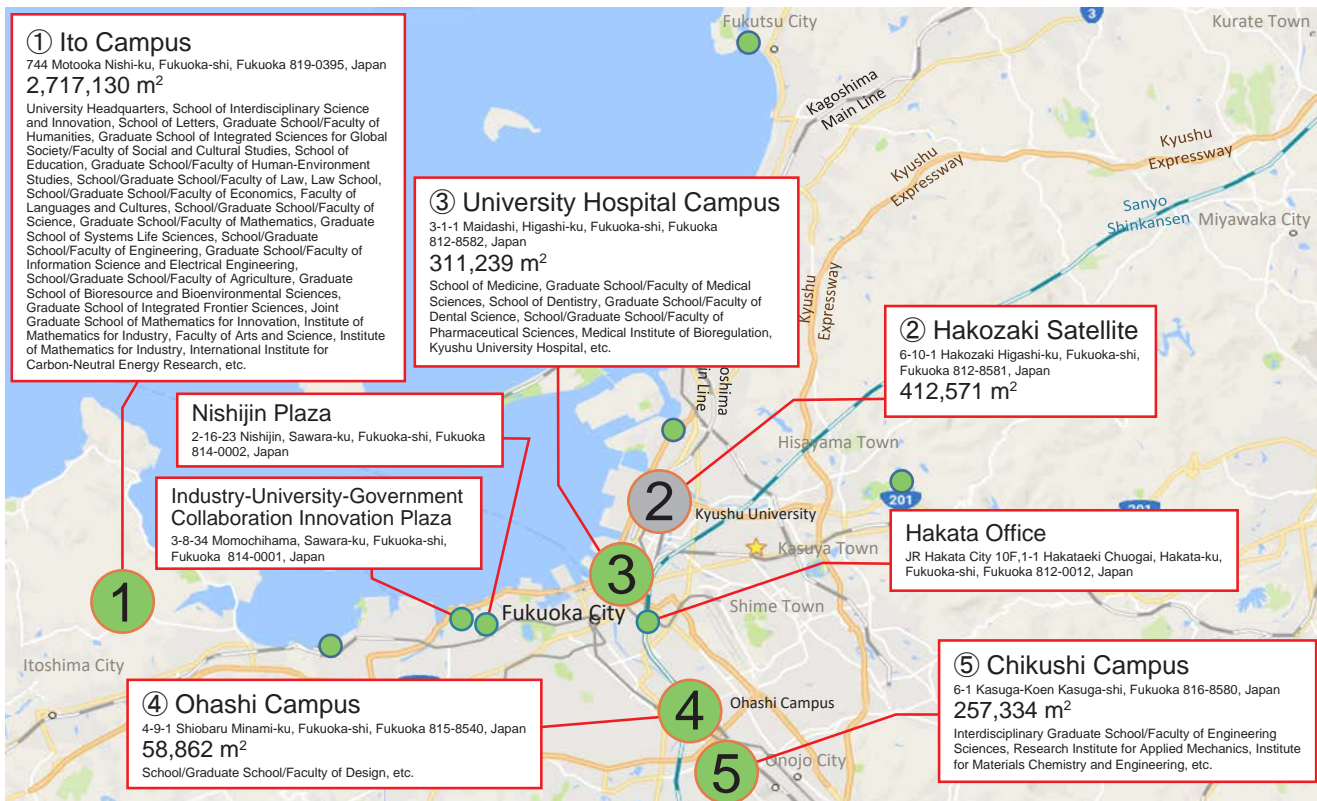
General Regulations of Graduate Schools of Kyushu University (as of May 1, 2023)

Faculty and Staff Members: MEXT, *Basic School Survey*, Status of Students, Staff, and Faculty Members (as of May 1, 2023)

1-2. Main Campuses

- Main Campuses
- Satellite
- University Farm, University Research Forests, etc.

Total campus area: 75,683,288 m²



- Shiiba Research Forest includes Hitoyoshi Experimental Station and lodgings.
- Ashoro Research Forest includes Ashoro Research Forest lodgings.
- "Other" includes the Amakusa Marine Biological Laboratory, the Institute of Seismology and Volcanology, the Fishery Research Laboratory, the Entomological Laboratory, the School of Agriculture Experimental Farm, the Kuju Agricultural Research Center, etc.
- In FY2020, Kyushu University Farm was relocated to the Ito Campus.

Source: *Kyushu University Information* (as of April 1, 2023)

1-3. Comparisons with Other Universities: Scale (National Universities)

Undergraduate Schools			Undergraduate Enrollment Capacity			Ratio of Applicants to Undergraduate Places		
Rank	University	Number	Rank	University	Number	Rank	University	Ratio of Applicants
1	Kyushu University	12	1	Osaka University	3,255	1	Chiba University	4.85
1	Hokkaido University	12	2	The University of Tokyo	3,061	2	Kobe University	4.34
1	Hiroshima University	12	3	Kyoto University	2,823	3	Tokyo Institute of Technology	4.22
4	Osaka University	11	4	Kobe University	2,670	4	University of Tsukuba	3.98
4	Okayama University	11	5	Kyushu University	2,554	5	Hokkaido University	3.97
6	Tohoku University	10	6	Hokkaido University	2,485	6	Kyushu University	3.42
6	Chiba University	10	7	Tohoku University	2,377	7	Hiroshima University	3.29
6	The University of Tokyo	10	8	Hiroshima University	2,336	8	Niigata University	3.22
6	Niigata University	10	9	Chiba University	2,317	9	The University of Tokyo	3.18
6	Kyoto University	10	10	Niigata University	2,233	10	Tohoku University	3.16
6	Kobe University	10						

(2022) (2022) (2022)

Source: Each university's website and University Information (2022)

Undergraduate Enrollment Capacity, Number of Students Enrolled, Student Quota Fill Rate

Rank	University	Enrollment Capacity (Number)	Students Enrolled (Number)	Student Quota Fill Rate (%)
1	Osaka University	13,546	15,075	111.2
2	The University of Tokyo	12,588	14,033	111.4
3	Kyoto University	11,697	12,956	110.7
4	Kyushu University	10,656	11,699	109.8
5	Kobe University	10,639	11,493	108.0
6	Hokkaido University	10,515	11,215	106.6
7	Tohoku University	10,002	10,695	106.9
8	Hiroshima University	9,930	10,550	106.2
9	Chiba University	9,757	10,317	105.7
10	Niigata University	9,491	10,101	106.4

(2021)

* According to "Financial Analysis Classification of National University Corporations" conducted by the National University Corporation Evaluation Committee, Japanese national universities in Group A (*1) and RU11 (Research University 11) (*2) have been defined as the Top 14 universities and they are ranked in that order.

* Top 14 universities: Hokkaido University, Tohoku University, University of Tsukuba, Chiba University, The University of Tokyo, Tokyo Institute of Technology, Niigata University, Nagoya University, Kyoto University, Osaka University, Kobe University, Okayama University, Hiroshima University, and Kyushu University (ordered by university number).

(*1) Group A: National University Corporations with an enrollment capacity over 10,000 students, with 10 or more schools. (Only student enrollment capacity is considered for universities employing academic schools, colleges, and similar).

(*2) RU11 (Research University 11) is a consortium aiming to develop scholarship in 11 Japanese universities: Hokkaido University, Tohoku University, University of Tsukuba, The University of Tokyo, Waseda University, Keio University, Tokyo Institute of Technology, Nagoya University, Kyoto University, Osaka University, and Kyushu University.

Source: MEXT, Report on the Results of Operations for the Third Medium-Term Objectives Period

1-3. Comparisons with Other Universities: Scale (National Universities) (Continued)

Graduate Schools

Rank	University	Number
1	Hokkaido University	21
2	Kyushu University	19
3	Kyoto University	18
4	Chiba University	17
5	Kobe University	15
5	The University of Tokyo	15
5	Tohoku University	15
5	Osaka University	15
9	Nagoya University	13
10	Okayama University	8

(2022)

Graduate School Enrollment Capacity

Rank	University	Enrollment Capacity Total	Master's Program	Professional Degree Program	Doctoral Programs
1	The University of Tokyo	5,057	2,928	410	1,719
2	Kyoto University	3,747	2,302	334	1,111
3	Osaka University	3,086	2,083	80	923
4	Kyushu University	2,733	1,813	140	780
5	Tohoku University	2,689	1,801	120	768
6	University of Tsukuba	2,508	1,815	66	627
7	Nagoya University	2,455	1,673	50	732
8	Hokkaido University	2,392	1,649	100	643
9	Tokyo Institute of Technology	2,151	1,544	40	567
10	Kobe University	1,802	1,258	149	395

(2022)

Source: Each university's website and University Information (2022)

Graduate Student Enrollment Capacity, Number of Students Enrolled, Student Quota Fill Rate

Rank	University	Graduate Schools Total			Master's Program			Professional Degree Program			Doctoral Programs		
		Enrollment Capacity (Number)	Students Enrolled (Number)	Student Quota Fill Rate (%)	Enrollment Capacity (Number)	Students Enrolled (Number)	Student Quota Fill Rate (%)	Enrollment Capacity (Number)	Students Enrolled (Number)	Student Quota Fill Rate (%)	Enrollment Capacity (Number)	Students Enrolled (Number)	Student Quota Fill Rate (%)
1	The University of Tokyo	12,219	14,138	115.7	5,856	7,319	124.9	1,035	812	78.4	5,328	6,007	112.7
2	Kyoto University	9,051	9,530	105.2	4,595	4,956	107.8	828	748	90.3	3,628	3,826	105.4
3	Osaka University	7,442	8,112	109.0	4,129	4,537	109.8	185	206	111.3	3,128	3,369	107.7
4	Kyushu University	6,479	6,885	106.2	3,659	4,176	114.1	325	289	88.9	2,495	2,420	97.0
5	Tohoku University	6,346	6,859	108.0	3,570	3,993	111.8	290	262	90.3	2,486	2,604	104.7
6	University of Tsukuba	5,911	6,496	109.8	3,662	3,771	103.0	168	189	112.5	2,081	2,536	121.9
7	Nagoya University	5,806	6,206	106.8	3,302	3,803	115.1	150	91	60.6	2,354	2,312	98.5
8	Hokkaido University	5,623	6,097	108.4	3,264	3,711	113.6	250	178	71.2	2,109	2,208	104.6
9	Tokyo Institute of Technology	4,869	5,565	114.2	3,088	4,015	130.0	80	99	123.8	1,701	1,451	85.3
10	Kobe University	4,175	4,493	107.6	2,512	2,571	102.3	378	300	79.4	1,285	1,622	126.2

(2021)

* According to "Financial Analysis Classification of National University Corporations" conducted by the National University Corporation Evaluation Committee, Japanese national universities in Group A (*1) and RU11 (Research University 11) (*2) have been defined as the Top 14 universities and they are ranked in that order.

* Top 14 universities: Hokkaido University, Tohoku University, University of Tsukuba, Chiba University, The University of Tokyo, Tokyo Institute of Technology, Niigata University, Nagoya University, Kyoto University, Osaka University, Kobe University, Okayama University, Hiroshima University, and Kyushu University (ordered by university number).

(*1) Group A: National University Corporations with an enrollment capacity over 10,000 students, with 10 or more schools. (Only student enrollment capacity is considered for universities employing academic schools, colleges, and similar).

(*2) RU11 (Research University 11) is a consortium aiming to develop scholarship in 11 Japanese universities: Hokkaido University, Tohoku University, University of Tsukuba, The University of Tokyo, Waseda University, Keio University, Tokyo Institute of Technology, Nagoya University, Kyoto University, Osaka University, and Kyushu University.

Source: MEXT, Report on the Results of Operations for the Third Medium-Term Objectives Period

1-3. Comparisons with Other Universities: Scale (National Universities) (Continued)

Number of International Students Among Undergraduate Students Enrolled

Rank	University	Number
1	Osaka University	351
2	Kyushu University	330
3	Hokkaido University	329
4	The University of Tokyo	295
5	University of Tsukuba	268
5	Tokyo Institute of Technology	268
7	Nagoya University	250
8	Kyoto University	220
9	Tohoku University	190
10	Okayama University	165

(2021)

International Students as a Percentage of Undergraduate Students Enrolled

Rank	University	%
1	Tokyo Institute of Technology	5.5
2	Kyushu University	2.8
2	Hokkaido University	2.8
4	University of Tsukuba	2.7
5	Nagoya University	2.6
6	Osaka University	2.3
7	The University of Tokyo	2.1
8	Tohoku University	1.7
9	Kyoto University	1.6
9	Okayama University	1.6

(2021)

Women Students as a Percentage of Undergraduate Students Enrolled

Rank	University	%
1	Okayama University	42.3
2	Chiba University	39.5
3	University of Tsukuba	38.6
4	Niigata University	38.3
5	Hiroshima University	38.2
6	Kobe University	35.6
7	Osaka University	33.5
8	Nagoya University	31.1
9	Kyushu University	29.5
10	Hokkaido University	28.9

(2022)

Number of International Students Among Graduate School Students Enrolled

Rank	University	Number
1	The University of Tokyo	3,578
2	Osaka University	2,261
3	Kyoto University	2,027
4	Hokkaido University	1,728
5	Kyushu University	1,710
6	University of Tsukuba	1,651
7	Tohoku University	1,590
8	Nagoya University	1,486
9	Tokyo Institute of Technology	1,473
10	Hiroshima University	1,268

(2021)

International Students as a Percentage of Graduate School Students Enrolled

Rank	University	%
1	Hiroshima University	28.5
2	Osaka University	27.7
3	Hokkaido University	26.3
4	Tokyo Institute of Technology	26.1
5	The University of Tokyo	25.3
6	Kyushu University	24.8
7	University of Tsukuba	24.1
8	Nagoya University	23.9
9	Tohoku University	22.8
10	Kyoto University	21.2

(2021)

Women Students as a Percentage of Graduate School Students Enrolled

Rank	University	%
1	University of Tsukuba	35.2
2	Hiroshima University	34.7
2	Chiba University	34.7
4	Kobe University	34.5
5	Osaka University	30.9
6	Okayama University	30.6
7	Nagoya University	29.8
8	Kyoto University	29.6
9	Hokkaido University	29.3
10	Niigata University	29.2
⋮		
13	Kyushu University	27.3

(2022)

• According to “Financial Analysis Classification of National University Corporations” conducted by the National University Corporation Evaluation Committee, Japanese national universities in Group A (*1) and RU11 (Research University 11) (*2) have been defined as the Top 14 universities and they are ranked in that order.

• Top 14 universities: Hokkaido University, Tohoku University, University of Tsukuba, Chiba University, The University of Tokyo, Tokyo Institute of Technology, Niigata University, Nagoya University, Kyoto University, Osaka University, Kobe University, Okayama University, Hiroshima University, and Kyushu University (ordered by university number).

(*1) Group A: National University Corporations with an enrollment capacity over 10,000 students, with 10 or more schools. (Only student enrollment capacity is considered for universities employing academic schools, colleges, and similar).

(*2) RU11 (Research University 11) is a consortium aiming to develop scholarship in 11 Japanese universities: Hokkaido University, Tohoku University, University of Tsukuba, The University of Tokyo, Waseda University, Keio University, Tokyo Institute of Technology, Nagoya University, Kyoto University, Osaka University, and Kyushu University.

Source: Number and percentage of International students: MEXT, *Report on the Results of Operations for the Third Medium-Term Objectives Period*
 Percentage of Women Students: Each University's websites and University Information (2022)

1-3. Comparisons with Other Universities: Scale (National Universities) (Continued)

Faculty Members

Rank	University	Number
1	The University of Tokyo	3,916
2	Kyoto University	3,475
3	Osaka University	3,357
4	Tohoku University	3,168
5	Kobe University	2,718
6	Kyushu University	2,370
7	Nagoya University	2,324
8	Hokkaido University	2,307
9	Hiroshima University	1,904
10	University of Tsukuba	1,862

(2021)

Students per Faculty Member

Rank	University	Number
1	Chiba University	10.3
2	Tokyo Institute of Technology	10.0
3	Okayama University	9.2
4	University of Tsukuba	8.9
5	Niigata University	8.0
6	Hiroshima University	7.9
6	Hokkaido University	7.9
8	Kyushu University	7.8
9	The University of Tokyo	7.2
10	Osaka University	6.9

(2021)

Staff

Rank	University	Number
1	The University of Tokyo	4,215
2	Kobe University	4,104
3	Osaka University	3,672
4	Kyoto University	3,670
5	Hokkaido University	3,359
6	Tohoku University	3,203
7	University of Tsukuba	2,941
8	Nagoya University	2,877
9	Okayama University	2,487
10	Chiba University	2,069
	⋮	
13	Kyushu University	1,458

(2021)

Women Faculty Members

Rank	University	Number
1	The University of Tokyo	819
2	Osaka University	602
3	Tohoku University	536
4	Kyoto University	504
5	Nagoya University	440
6	Kyushu University	392
7	Hokkaido University	355
7	Niigata University	355
9	University of Tsukuba	345
10	Hiroshima University	344

(2022)

International Faculty Members

Rank	University	Number
1	The University of Tokyo	358
2	Kyoto University	278
3	Tohoku University	274
4	Osaka University	245
5	Hokkaido University	208
6	Nagoya University	173
7	Kyushu University	159
8	Hiroshima University	142
9	University of Tsukuba	138
10	Tokyo Institute of Technology	105

(2022)

Management Expenses Grants (Unit: ¥million)

Rank	University	Sum Allocated
1	The University of Tokyo	81,756
2	Kyoto University	55,751
3	Tohoku University	45,333
4	Osaka University	44,104
5	Kyushu University	38,725
6	Hokkaido University	36,217
7	University of Tsukuba	35,613
8	Nagoya University	31,009
9	Hiroshima University	25,615
10	Tokyo Institute of Technology	22,120

(2022)

• According to "Financial Analysis Classification of National University Corporations" conducted by the National University Corporation Evaluation Committee, Japanese national universities in Group A (*1) and RU11 (Research University 11) (*2) have been defined as the Top 14 universities and they are ranked in that order.

• Top 14 universities: Hokkaido University, Tohoku University, University of Tsukuba, Chiba University, The University of Tokyo, Tokyo Institute of Technology, Niigata University, Nagoya University, Kyoto University, Osaka University, Kobe University, Okayama University, Hiroshima University, and Kyushu University (ordered by university number).

(*1) Group A: National University Corporations with an enrollment capacity over 10,000 students, with 10 or more schools. (Only student enrollment capacity is considered for universities employing academic schools, colleges, and similar).

(*2) RU11 (Research University 11) is a consortium aiming to develop scholarship in 11 Japanese universities: Hokkaido University, Tohoku University, University of Tsukuba, The University of Tokyo, Waseda University, Keio University, Tokyo Institute of Technology, Nagoya University, Kyoto University, Osaka University, and Kyushu University.

• The figures for students and faculty do not include those at affiliated schools (kindergartens; elementary, junior or senior high schools; special education schools etc.).

• The number of female and foreign faculty members are for the positions of President, Vice President, Professor, Associate Professor, Lecturer, Assistant Professor, and Research Associate.

• Kyushu University: The number of faculty members adopted under the cross-appointment system is recorded for dispatched faculty but not for host faculty.

Source: Faculty Members, Students per Faculty Member, Staff: MEXT, *Report on the Results of Operations for the Third Medium-Term Objectives Period*

Women Faculty Members, International Faculty Members: National University Corporation Support Division of MEXT, Number of Full-time Faculty members at National Universities (by attribute) (as of May 1, 2022)

Management Expense Grants: Each university's Financial Report for FY2022

1-4. Comparisons with Other Universities: Education (National, Public, and Private Universities)

Area of School Buildings

Rank	University	m ²
1	Nihon University	1,053,273
2	The University of Tokyo	819,611
3	Kyushu University	717,628
4	Osaka University	682,013
5	Kyoto University	641,101
6	Waseda University	639,740
7	Tohoku University	572,332
8	Hokkaido University	558,941
9	Ritsumeikan University	529,638
10	Tokai University	520,166

(2022)

Doctorate

Rank	University	Number
1	The University of Tokyo	1,261
2	Osaka University	735
3	Kyoto University	711
4	Tohoku University	579
5	Kyushu University	549
6	Hokkaido University	520
7	University of Tsukuba	457
8	Nagoya University	430
9	Waseda University	403
10	Hiroshima University	348

(2022)

Dissertation Ph. D

Rank	University	Number
1	The University of Tokyo	80
2	Kyoto University	72
3	Keio University	60
4	Tokyo Women's Medical University	50
5	Tokyo Jikei University School of Medicine	44
6	Nagoya University	39
7	University of Tsukuba	37
8	Osaka University	36
9	Kurume University	34
10	Kyushu University	33

(2022)

• Perspectives on Rankings (Quoted from Source)

There are Bachelor's degrees for undergraduates, Master's degrees for completed master's programs, and Doctorates for completed doctoral programs. This ranking is based on the number of doctoral degrees awarded.

* Doctorate = Upon graduation from an undergraduate program, students usually enroll in a graduate school for a period of five years (2 years for a master's degree and 3 years for a doctoral degree) to acquire the necessary credits. After receiving research guidance, the student submits a doctoral dissertation and undergoes an examination to obtain the degree.

* Dissertation Ph. D = A degree that can be obtained without enrollment in a graduate school, only if the applicant has passed the examination of a doctoral dissertation and has been confirmed to have academic ability equivalent or superior to that of a person who has completed a doctoral program. It is intended for those who wish to pursue a doctoral degree while working.

Graduate School Enrollment Rate

◆ Natural science ◆

Undergraduate Schools of Science, Technology, and Engineering	
University	%
Tokyo Institute of Technology (Materials and Chemical Technology)	95.5 (1)
Tokyo Institute of Technology (Environmental and Social Sciences)	90.5 (2)
Tohoku University (Engineering)	88.1 (3)
Kyoto University (Engineering)	87.7 (4)
Tokyo Institute of Technology (Life Science and Technology)	87.2 (5)
Nagoya University (Engineering)	86.2 (6)
Osaka University (Engineering)	84.2 (7)
Kyushu University (Engineering)	83.8 (8)
Nagaoka University of Technology (Engineering)	83.1 (9)
Hokkaido University (Engineering)	81.3 (10)

(2022)

School of Science	
University	%
Nagoya City University (Biology and Integrated Sciences)	87.5 (1)
The University of Tokyo (Science)	87.0 (2)
Tohoku University (Science)	84.3 (3)
Kyoto University (Science)	80.7 (4)
Kyushu University (Science)	80.5 (5)
Tokyo Institute of Technology (Science)	80.5 (5)
Hokkaido University (Science)	78.8 (7)
Osaka University (Science)	78.2 (8)
Hiroshima University (Science)	78.1 (9)
Chiba University (Science)	74.0 (10)

(2022)

Undergraduate Schools of Agriculture, Fishery, Biological Sciences	
University	%
Hokkaido University (Agriculture)	82.3 (1)
Nagoya University (Agriculture)	81.7 (2)
Kyoto University (Agriculture)	78.0 (3)
Tohoku University (Agriculture)	75.3 (4)
Kyushu University (Agriculture)	73.4 (5)
University of Tsukuba (Life and Environmental Sciences)	71.2 (6)
Kobe University (Agriculture)	70.1 (7)
Hokkaido University (Fishery)	67.3 (8)
Ritsumeikan University (Life Sciences)	65.7 (9)
Tokyo University of Marine Science and Technology (Marine Resources and Environment)	62.7 (10)

(2022)

Source: Asahi Shimbun Publications, 2024 University Rankings

1-4. Comparisons with Other Universities: Education (National, Public, and Private Universities) (Continued)

Graduate School Enrollment Rate

◆ Humanities, Social Studies, etc. ◆

School of Law	
University	%
Kyoto University (Law)	30.8 (1)
Osaka Institute of Technology (Intellectual Property)	29.3 (2)
The University of Tokyo (Law)	26.1 (3)
Hitotsubashi University (Law)	22.2 (4)
Hokkaido University (Law)	21.9 (5)
Nagoya University (Law)	20.3 (6)
Tohoku University (Law)	20.1 (7)
Kobe University (Law)	19.2 (8)
Osaka University (Law)	17.1 (9)
Chuo University (Law)	16.4 (10)
Kyushu University (Law)	15.9 (11)

(2022)

Undergraduate Schools of Economics, Management, Commerce	
University	%
Okayama Shoka University (Economics)	17.3 (1)
Tohoku University (Economics)	9.8 (2)
Hokkaido University (Economics)	9.2 (3)
Kyoto University (Economics)	9.0 (4)
Tokyo International University (Economics)	8.4 (5)
Hokuriku University (Economics and Management)	8.4 (5)
Waseda University (Political Economy)	8.0 (7)
The University of Tokyo (Economics)	7.8 (8)
Asahi University (Management)	6.8 (9)
Hitotsubashi University (Commerce)	6.1 (10)
Kyushu University (Economics)	5.5 (11)
Tokyo University of Science (Management)	5.5 (11)

(2022)

Undergraduate Schools of Literature, Foreign Languages	
University	%
Kyoto University (Literature)	32.9 (1)
Hokkaido University (Literature)	20.7 (2)
The University of Tokyo (Literature)	20.3 (3)
Nara Women's University (Literature)	18.6 (4)
Osaka University (Literature)	17.6 (5)
Kobe University (Literature)	17.3 (6)
Kyushu University (Literature)	15.7 (7)
Kyoto Prefectural University (Literature)	14.8 (8)
University of Tsukuba (Humanities and Culture)	13.7 (9)
Hiroshima University (Literature)	12.2 (10)

(2022)

Interdisciplinary Studies	
University	%
Tokyo Metropolitan University (System Design)	68.2 (1)
Shibaura Institute of Technology (Architecture)	53.6 (2)
University of Toyama (Urban Design)	52.9 (3)
Tokyo Metropolitan University (Urban Environmental Science)	52.5 (4)
Kansai University (Chemistry, Materials and Bioengineering)	50.3 (5)
Yokohama National University (Urban Sciences)	44.1 (6)
Kyoto University (Integrated Human Studies)	41.0 (7)
The University of Tokyo (Arts and Sciences)	39.8 (8)
Tokyo Denki University (Science and Technology for Future Life)	37.5 (9)
Utsunomiya University (Regional Design)	34.7 (10)
Meiji University (Interdisciplinary Mathematical Sciences)	33.0 (11)
Kyushu University (Interdisciplinary Science and Innovation)	31.2 (12)

(2022)

Source: Asahi Shimbun Publications, 2024 University Rankings

1-5. Comparisons with Other Universities: Employment (National, Public, and Private Universities)

◆ Most Popular Employers ◆

Ajinomoto Co., Inc.

Rank	University	Number
1	Waseda University	11
2	Keio University	9
3	The University of Tokyo	6
4	Kyushu University	5
4	Tohoku University	5
6	Tokyo University of Foreign Studies	4
6	Tokyo Institute of Technology	4
6	Hitotsubashi University*	4
6	Kyoto University	4
10	Kobe University	3

(2022)

Fujitsu Limited

Rank	University	Number
1	Waseda University	60
2	Keio University	35
3	Osaka University	30
4	The University of Tokyo	26
4	Tokyo University of Science	26
6	Tohoku University	24
6	Meiji University	24
8	Yokohama National University	23
9	Hokkaido University	22
9	Chuo University	22
11	Kyushu University	18
11	Kobe University	18

(2022)

Nitori Co., Ltd.

Rank	University	Number
1	Kwansei Gakuin University	19
2	Ritsumeikan University	18
3	Hosei University	16
4	Chuo University	15
4	Meiji University	15
6	Rikkyo University*	14
6	Waseda University	14
8	Hokkaido University	13
9	Doshisha University	11
10	Kansai University	10
⋮		
14	Kyushu University	7
14	Osaka University	7

(2022)

Toyota Motor Corporation

Rank	University	Number
1	Nagoya University	26
2	Osaka University	18
3	Ritsumeikan University	17
4	Nagoya Institute of Technology	16
5	Kyoto University	15
5	Tokyo University of Science	15
5	Waseda University	15
5	Doshisha University	15
9	Kyushu University	11
9	Tokyo Institute of Technology	11

(2022)

ITOCHU Corporation

Rank	University	Number
1	Keio University	19
2	Waseda University	14
3	The University of Tokyo	9
4	Hitotsubashi University*	7
4	Kyoto University	7
4	Kobe University	7
7	Osaka University	4
7	Aoyama Gakuin University*	4
9	Doshisha University	3
10	Kyushu University	2
10	Six Other Universities	2

(2022)

Mitsubishi Heavy Industries, Ltd.

Rank	University	Number
1	Osaka University	17
1	Keio University	17
3	Kyushu University	16
4	Waseda University	14
5	Tohoku University	12
6	Tokyo University of Science	11
7	Kyoto University	10
7	Kobe University	10
9	The University of Tokyo	8
10	Tokyo Institute of Technology	6
10	Sophia University	6

(2022)

* Perspectives on Rankings (Quoted from Source)

The companies listed above were selected from the Mynavi/Nikkei 2023 Ranking of Popular Employers for University Graduates. The data refers to a joint survey conducted by Japanese financial news outlet Nikkei Shimbun, Inc. and Mynavi Corp., which offers information services in various fields, from job-seeking to HR and lifestyle support. This nationwide survey, conducted on third-year university students and first-year graduate students expecting to graduate in March of 2023, received 33,159 valid responses. The popular employer ranking was tallied from the number of liberal arts and sciences graduates employed by leading companies (excluding some) in 2022 (survey by Daigaku Tsushin). Some rankings may include group companies. Data for the University of Tokyo is based on the University of Tokyo Newspaper, No. 2979, and Kyoto University's data is based on Kyoto University Newspaper, No. 2681. An asterisk (*) next to the university name indicates that only Bachelor degree holders are counted, not Master's degree holders. Depending on the university, some schools and graduate schools may be excluded.

Source: Asahi Shimbun Publications, 2024 University Rankings

1-5. Comparisons with Other Universities: Employment (National, Public, and Private Universities) (Continued)

Meiji Holdings Co.,Ltd. (Meiji Co., Ltd./Meiji Seika Pharma Co., Ltd.)

Rank	University	Number
1	Kindai University	5
2	The University of Tokyo	4
3	Kyushu University	3
3	Keio University	3
3	Tokyo University of Agriculture	3
3	Tokyo University of Science	3
3	Doshisha University	3
8	Hokkaido University	2
8	Tokyo University of Marine Science and Technology	2
8	Waseda University	2

(2022)

MORINAGA MILK INDUSTRY CO., LTD.

Rank	University	Number
1	Waseda University	5
2	Keio University	4
2	Doshisha University	4
4	Tokyo University of Agriculture	3
5	Kyushu University	2
5	Hokkaido University	2
5	Tohoku University	2
5	Chiba University	2
5	Osaka City University	2
5	Meiji University	2
5	Ritsumeikan University	2
5	Kwansei Gakuin University	2

(2022)

TASEI CORPORATION

Rank	University	Number
1	Nihon University	30
2	Tokyo City University	14
3	Waseda University	13
4	Tokyo University of Science	8
5	Tohoku University	7
5	Tokyo Institute of Technology	7
5	Nagoya Institute of Technology	7
8	Keio University	6
8	Shibaura Institute of Technology	6
8	Hosei University	6
11	Kyushu University	5
11	Six Other Universities	5

(2022)

Hitachi, Ltd.

Rank	University	Number
1	Waseda University	42
2	The University of Tokyo	39
3	Tokyo Institute of Technology	34
4	Keio University	31
5	Osaka University	25
6	Tohoku University	24
6	Nagoya University	24
8	Tokyo University of Science	23
9	Sophia University	22
10	Hokkaido University	21
10	Kyoto University	21
12	Doshisha University	19
13	Kyushu University	18
13	Meiji University	18

(2022)

• Perspectives on Rankings (Quoted from Source)

The companies listed above were selected from the Mynavi/Nikkei 2023 Ranking of Popular Employers for University Graduates. The data refers to a joint survey conducted by Japanese financial news outlet Nikkei Shimbun, Inc. and Mynavi Corp., which offers information services in various fields, from job-seeking to HR and lifestyle support. This nationwide survey, conducted on third-year university students and first-year graduate students expecting to graduate in March of 2023, received 33,159 valid responses. The popular employer ranking was tallied from the number of liberal arts and sciences graduates employed by leading companies (excluding some) in 2022 (survey by Daigaku Tsushin). Some rankings may include group companies. Data for the University of Tokyo is based on the University of Tokyo Newspaper, No. 2979, and Kyoto University's data is based on Kyoto University Newspaper, No. 2681. An asterisk (*) next to the university name indicates that only Bachelor degree holders are counted, not Master's degree holders. Depending on the university, some schools and graduate schools may be excluded.

Source: Asahi Shimbun Publications, 2024 University Rankings

1-6. Comparisons with Other Universities: International

QS World University Rankings (published June 2023)

2021/2022 Rank	2022/2023 Rank	2023/2024 Rank	2023/2024 Rank in Japan	University	2023/2024 Overall Scores
1	1	1	—	Massachusetts Institute of Technology	100.0
3	2	2	—	University of Cambridge	99.2
2	4	3	—	University of Oxford	98.9
5	5	4	—	Harvard University	98.3
3	3	5	—	Stanford University	98.1
				⋮	
23	23	28	1	The University of Tokyo	84.3
27	31	30	—	McGill University	83.7
33	36	46	2	Kyoto University	76.3
31	34	50	—	Fudan University	74.4
75	68	80	3	Osaka University	63.9
56	55	91	4	Tokyo Institute of Technology	61.6
81	71	100	—	Pohang University of Science and Technology	60.4
103	114	100	—	University of Nottingham	60.4
82	79	113	5	Tohoku University	58.0
137	135	164	6	Kyushu University	49.7
118	112	176	7	Nagoya University	48.5
145	141	196	8	Hokkaido University	46.2
203	205	199	9	Waseda University	45.9
201	197	214	10	Keio University	44.0

Academic Reputation

Rank in Japan	University	Score
1	The University of Tokyo	100.0
2	Kyoto University	98.7
3	Osaka University	81.3
4	Tokyo Institute of Technology	74.4
5	Tohoku University	72.4
6	Nagoya University	61.5
7	Waseda University	60.2
8	Kyushu University	57.4
9	Hokkaido University	57.3
10	Keio University	51.4

Employer Reputation

Rank in Japan	University	Score
1	The University of Tokyo	99.8
2	Kyoto University	99.1
3	Waseda University	97.3
4	Tokyo Institute of Technology	94.8
5	Keio University	93.5
6	Osaka University	89.1
7	Tohoku University	84.2
8	Kyushu University	70.0
9	Hokkaido University	66.0
10	Nagoya University	65.1

Faculty Student Ratio

Rank in Japan	University	Score
1	Tohoku University	98.5
2	Kyoto University	94.7
3	The University of Tokyo	90.4
4	Nagoya University	87.5
5	Kyushu University	85.7
6	Tokyo Institute of Technology	84.4
7	Hokkaido University	75.8
8	Keio University	58.0
9	Osaka University	55.3
10	Waseda University	23.7

Citations per Faculty

Rank in Japan	University	Score
1	The University of Tokyo	70.0
2	Osaka University	62.7
3	Tokyo Institute of Technology	53.0
4	Kyoto University	49.3
5	Nagoya University	33.0
6	Tohoku University	29.6
7	Hokkaido University	27.8
8	Kyushu University	23.9
9	Keio University	6.0
10	Waseda University	4.3

International Faculty Ratio

Rank in Japan	University	Score
1	Tokyo Institute of Technology	31.8
2	Osaka University	28.6
3	Waseda University	27.6
4	Hokkaido University	17.5
5	Nagoya University	15.4
6	Kyoto University	14.9
7	Kyushu University	14.7
8	Tohoku University	14.2
9	The University of Tokyo	10.3
10	Keio University	9.6

International Students Ratio

Rank in Japan	University	Score
1	Tokyo Institute of Technology	31.7
2	The University of Tokyo	29.2
3	Waseda University	28.6
4	Kyushu University	25.6
5	Kyoto University	20.8
6	Nagoya University	19.1
7	Hokkaido University	14.4
8	Tohoku University	13.8
9	Osaka University	13.2
10	Keio University	9.2

• Japanese universities ranking in the top 300 were compared on the following points: Academic Reputation, Employer Reputation, Faculty Student Ratio, Citations per Faculty, International Faculty Ratio, International Students Ratio.

Source: Website of *British world university evaluation body Quacquarelli Symonds (QS)*

1-6. Comparisons with Other Universities: International (Continued)

International Research Network

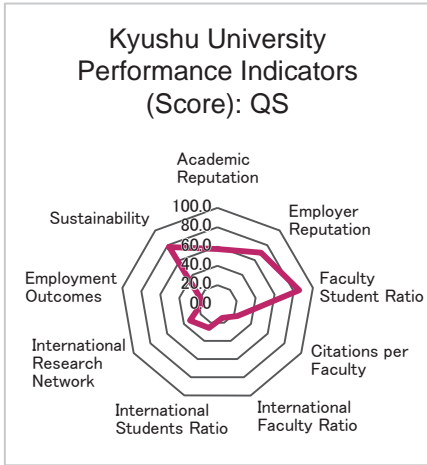
Rank in Japan	University	Score
1	The University of Tokyo	70.0
2	Kyoto University	57.3
3	Hokkaido University	38.1
4	Kyushu University	32.8
5	Tohoku University	27.6
6	Osaka University	26.7
7	Nagoya University	17.6
8	Waseda University	17.5
9	Keio University	9.2
10	Tokyo Institute of Technology	8.9

Employment Outcomes

Rank in Japan	University	Score
1	The University of Tokyo	99.8
2	Keio University	79.8
3	Waseda University	65.6
4	Kyoto University	53.2
5	Osaka University	23.4
6	Tokyo Institute of Technology	19.7
7	Tohoku University	17.2
8	Nagoya University	16.6
9	Kyushu University	15.4
10	Hokkaido University	12.9

Sustainability

Rank in Japan	University	Score
1	The University of Tokyo	99.7
2	Kyoto University	88.4
3	Kyushu University	77.7
4	Tohoku University	74.8
5	Osaka University	58.6
6	Waseda University	56.5
7	Keio University	39.3
8	Hokkaido University	30.7
9	Nagoya University	24.1
10	Tokyo Institute of Technology	18.0



* Japanese universities ranking in the top 300 were compared on the following points: International Research Network, Employment Outcomes, Sustainability.

Source: Website of *British world university evaluation body Quacquarelli Symonds (QS)*

1-6. Comparisons with Other Universities: International (Continued)

THE World University Rankings (published September 2023)

*Overall scores for universities ranked below 200th are not published, so an estimated value is calculated from the scores for each indicator.

2021/2022 Rank	2022/2023 Rank	2023/2024 Rank	2023/2024 Rank in Japan	University	2023/2024 Overall Scores
1	1	1	—	University of Oxford	98.5
4	3	2	—	Stanford University	98.0
5	5	3	—	Massachusetts Institute of Technology	97.9
3	2	4	—	Harvard University	97.8
5	3	5	—	University of Cambridge	97.5
				⋮	
35	39	29	1	The University of Tokyo	83.1
30	29	30	—	The University of Edinburgh	82.5
38	30	30	—	Technische Universität München	82.5
39	49	50	—	Karolinska Institutet	75.9
61	68	55	2	Kyoto University	75.0
201-250 (223)	201-250 (215)	130	3	Tohoku University	63.8
301-350 (342)	251-300 (289)	175	4	Osaka University	60.4
301-350 (316)	301-350 (333)	191	5	Tokyo Institute of Technology	59.2
351-400 (374)	301-350 (320)	201-250 (250)	6	Nagoya University	55.9
501-600 (552)	501-600 (506)	301-350 (304)	7	Kyushu University	53.0
501-600 (518)	501-600 (568)	351-400 (373)	8	University of Tsukuba	50.1
501-600 (571)	501-600 (588)	351-400 (389)	9	Hokkaido University	49.5
501-600 (589)	501-600 (584)	401-500 (491)	10	Tokyo Medical and Dental University	45.8

Teaching

Rank in Japan	University	Score
1	The University of Tokyo	93.9
2	Kyoto University	85.4
3	Tohoku University	67.8
4	Osaka University	62.5
5	Tokyo Institute of Technology	59.5
6	Nagoya University	55.3
7	Kyushu University	55.0
8	University of Tsukuba	51.8
9	Hokkaido University	51.2
10	Tokyo Medical and Dental University	46.7

International Outlook

Rank in Japan	University	Score
1	Tokyo Institute of Technology	60.1
2	Tohoku University	58.5
3	University of Tsukuba	51.3
4	Osaka University	51.0
5	The University of Tokyo	49.7
6	Kyushu University	48.8
7	Hokkaido University	47.5
8	Kyoto University	45.7
9	Nagoya University	41.9
10	Tokyo Medical and Dental University	39.0

Industry

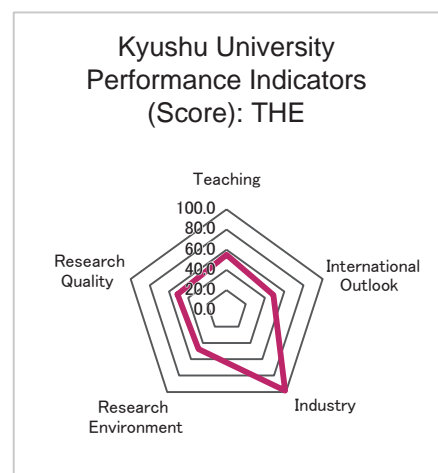
Rank in Japan	University	Score
1	Kyoto University	100.0
1	Osaka University	100.0
1	The University of Tokyo	100.0
1	Tokyo Institute of Technology	100.0
5	Tohoku University	99.9
6	Nagoya University	99.5
7	Tokyo Medical and Dental University	99.0
8	Kyushu University	98.4
9	Hokkaido University	95.1
10	University of Tsukuba	72.9

Research Environment

Rank in Japan	University	Score
1	The University of Tokyo	94.2
2	Kyoto University	84.3
3	Tohoku University	66.4
4	Osaka University	65.7
5	Tokyo Institute of Technology	63.3
6	Nagoya University	55.7
7	Kyushu University	47.5
8	Hokkaido University	44.0
9	University of Tsukuba	42.6
10	Tokyo Medical and Dental University	31.3

Research Quality

Rank in Japan	University	Score
1	The University of Tokyo	67.8
2	Kyoto University	60.0
3	Nagoya University	54.3
4	Tohoku University	53.8
5	Tokyo Medical and Dental University	53.4
6	University of Tsukuba	52.3
7	Kyushu University	51.2
8	Osaka University	50.5
9	Tokyo Institute of Technology	49.4
10	Hokkaido University	47.4



• Japanese universities ranking in the top 500 were compared on the following points: Teaching, International Outlook, Industry, Research Environment, Research Quality

Source: Website of *Times Higher Education* (THE)

1-6. Comparisons with Other Universities: International (Continued)

Domestic Comparisons of QS World University Rankings (published March 2023)

◆ Arts & Humanities ◆

Architecture / Built Environment

Rank in Japan	University	Score
1 (17)	The University of Tokyo	79.2
2 (47)	Tokyo Institute of Technology	72.9
3 (51-100)	Kyoto University	—
4 (101-150)	Kyushu University	—
4 (101-150)	Tohoku University	—
4 (101-150)	Waseda University	—
7 (151-200)	Keio University	—
7 (151-200)	Nagoya University	—
7 (151-200)	Osaka University	—
10 (201-240)	Hokkaido University	—

Art & Design (*4)

Rank in Japan	University	Score
1 (44)	The University of Tokyo	65.7
2 (51-100)	Chiba University	—
3 (101-150)	Musashino University	—
3 (101-150)	University of Tsukuba	—
5 (151-200)	Kyushu University	—
5 (151-200)	Kyoto University	—
7 (201-240)	Kyoto Institute of Technology	—

Linguistics

Rank in Japan	University	Score
1 (24)	The University of Tokyo	78.4
2 (79)	Kyoto University	69.7
3 (98)	Waseda University	67.5
4 (101-150)	Osaka University	—
4 (101-150)	Tokyo University of Foreign Studies	—
6 (151-200)	Keio University	—
6 (151-200)	Nagoya University	—
6 (151-200)	Tohoku University	—
6 (151-200)	University of Tsukuba	—
10 (251-300)	Sophia University	—
11 (301-320)	Kyushu University	—

Modern Languages

Rank in Japan	University	Score
1 (9)	The University of Tokyo	88.1
2 (27)	Kyoto University	82.6
3 (53)	Waseda University	78.5
4 (101-150)	Osaka University	—
5 (151-200)	Tohoku University	—
5 (151-200)	Tokyo University of Foreign Studies	—
7 (201-250)	Nagoya University	—
8 (251-300)	Hitotsubashi University	—
8 (251-300)	Kobe University	—
8 (251-300)	Ritsumeikan University	—
⋮		
13 (301-340)	Kyushu University	—

◆ Engineering & Technology ◆

Computer Science

Rank in Japan	University	Score
1 (49)	The University of Tokyo	75.0
2 (114)	Tokyo Institute of Technology	67.3
3 (118)	Kyoto University	67.1
4 (151-200)	Osaka University	—
4 (151-200)	Waseda University	—
6 (201-250)	Keio University	—
6 (201-250)	Tohoku University	—
8 (251-300)	Kyushu University	—
9 (301-350)	Nagoya University	—
10 (401-450)	Japan Advanced Institute of Science and Technology	—

Engineering - Chemical

Rank in Japan	University	Score
1 (22)	The University of Tokyo	83.0
2 (45)	Kyoto University	78.3
3 (69)	Tokyo Institute of Technology	74.8
4 (101-150)	Kyushu University	—
4 (101-150)	Hokkaido University	—
4 (101-150)	Osaka University	—
4 (101-150)	Tohoku University	—
8 (151-200)	Nagoya University	—
9 (201-250)	Waseda University	—
10 (251-300)	Tokyo University of Science	—

Engineering - Civil & Structural (*3)

Rank in Japan	University	Score
1 (25)	The University of Tokyo	82.6
2 (51-100)	Kyoto University	—
2 (51-100)	Tokyo Institute of Technology	—
4 (151-200)	Hokkaido University	—
4 (151-200)	Tohoku University	—
6 (201-230)	Kyushu University	—
6 (201-230)	Nagoya University	—

Engineering - Electrical & Electronic

Rank in Japan	University	Score
1 (32)	The University of Tokyo	79.6
2 (51)	Tokyo Institute of Technology	76.3
3 (90)	Kyoto University	71.4
4 (122)	Tohoku University	69.2
5 (151-200)	Osaka University	—
6 (201-250)	Kyushu University	—
6 (201-250)	Nagoya University	—
6 (201-250)	Waseda University	—
9 (251-300)	Hokkaido University	—
9 (251-300)	Keio University	—

Engineering - Mechanical, Aeronautical & Manufacturing

Rank in Japan	University	Score
1 (21)	The University of Tokyo	83.4
2 (68)	Tokyo Institute of Technology	75.6
3 (81)	Tohoku University	74.4
4 (88)	Kyoto University	73.7
5 (151-200)	Kyushu University	—
5 (151-200)	Nagoya University	—
5 (151-200)	Osaka University	—
8 (201-250)	Hokkaido University	—
8 (201-250)	Keio University	—
8 (201-250)	Waseda University	—

Engineering - Mineral & Mining (*1)

Rank in Japan	University	Score
1 (50)	Kyushu University	65.6

◆ Life Sciences & Medicine ◆

Agriculture & Forestry

Rank in Japan	University	Score
1 (34)	The University of Tokyo	74.3
2 (45)	Tokyo University of Agriculture and Technology	72.4
3 (47)	Kyoto University	72.1
4 (84)	Hokkaido University	67.2
5 (101-150)	Tohoku University	—
6 (151-200)	Kyushu University	—
6 (151-200)	Nagoya University	—
6 (151-200)	University of Tsukuba	—
9 (201-250)	Kobe University	—
10 (251-300)	Kagoshima University	—

Biological Sciences

Rank in Japan	University	Score
1 (27)	The University of Tokyo	81.6
2 (46)	Kyoto University	77.7
3 (94)	Osaka University	73.0
4 (151-200)	Hokkaido University	—
4 (151-200)	Nagoya University	—
4 (151-200)	Tohoku University	—
4 (151-200)	Tokyo Institute of Technology	—
8 (201-250)	Kyushu University	—
8 (201-250)	University of Tsukuba	—
10 (251-300)	Keio University	—

Source: Website of *British world university evaluation body Quacquarelli Symonds (QS)*

1-6. Comparisons with Other Universities: International (Continued)

Domestic Comparisons of QS World University Rankings (published March 2023)

◆ Life Sciences & Medicine ◆ (Continued)

Medicine

Rank in Japan	University	Score
1 (42)	The University of Tokyo	79.8
2 (59)	Kyoto University	77.0
3 (119)	Osaka University	71.4
4 (136)	Tokyo Medical and Dental University	70.3
5 (148)	Keio University	69.3
6 (151-200)	Tohoku University	—
7 (201-250)	Kyushu University	—
7 (201-250)	Hokkaido University	—
7 (201-250)	Nagoya University	—
10 (301-350)	Kobe University	—

Pharmacy & Pharmacology

Rank in Japan	University	Score
1 (36)	The University of Tokyo	78.7
2 (85)	Kyoto University	73.6
3 (151-200)	Osaka University	—
3 (151-200)	Tohoku University	—
5 (201-250)	Kyushu University	—
5 (201-250)	Hokkaido University	—
7 (251-300)	Keio University	—
7 (251-300)	Nagoya University	—
9 (301-350)	Chiba University	—
9 (301-350)	Tokyo University of Pharmacy and Life Sciences	—

◆ Natural Sciences ◆

Chemistry

Rank in Japan	University	Score
1 (14)	The University of Tokyo	86.6
2 (29)	Kyoto University	81.2
3 (44)	Tokyo Institute of Technology	79.5
4 (59)	Osaka University	77.5
5 (96)	Tohoku University	74.0
6 (98)	Kyushu University	73.9
7 (101)	Nagoya University	73.7
8 (105)	Hokkaido University	73.3
9 (201-250)	Tokyo University of Science	—
10 (251-300)	Keio University	—

Earth & Marine Sciences (*3)

Rank in Japan	University	Score
1 (12)	The University of Tokyo	89.1
2 (51-100)	Kyoto University	—
3 (101-150)	Hokkaido University	—
3 (101-150)	Nagoya University	—
3 (101-150)	Tohoku University	—
3 (101-150)	Tokyo Institute of Technology	—
7 (151-200)	Kyushu University	—
8 (201-230)	University of Tsukuba	—

Environmental Sciences

Rank in Japan	University	Score
1 (33)	The University of Tokyo	84.7
2 (85)	Kyoto University	79.7
3 (101-150)	Hokkaido University	—
3 (101-150)	Tokyo Institute of Technology	—
5 (151-200)	Tohoku University	—
6 (201-250)	Kyushu University	—
7 (251-300)	Nagoya University	—
8 (301-350)	Osaka University	—
8 (301-350)	University of Tsukuba	—
10 (351-400)	Tokyo University of Agriculture and Technology	—

Geography (*2)

Rank in Japan	University	Score
1 (16)	The University of Tokyo	85.9
2 (33)	Kyoto University	81.9
3 (51-100)	Waseda University	—
4 (101-150)	Keio University	—
5 (151-200)	Kyushu University	—

Geology (*3)

Rank in Japan	University	Score
1 (13)	The University of Tokyo	87.9
2 (51-100)	Kyoto University	—
3 (101-150)	Hokkaido University	—
3 (101-150)	Nagoya University	—
3 (101-150)	Tohoku University	—
6 (151-200)	Kyushu University	—
6 (151-200)	Tokyo Institute of Technology	—
8 (201-230)	University of Tsukuba	—

Geophysics (*3)

Rank in Japan	University	Score
1 (13)	The University of Tokyo	88.5
2 (51-100)	Kyoto University	—
3 (101-150)	Hokkaido University	—
3 (101-150)	Nagoya University	—
3 (101-150)	Tohoku University	—
6 (151-200)	Tokyo Institute of Technology	—
7 (201-230)	Kyushu University	—
7 (201-230)	University of Tsukuba	—

Materials Science

Rank in Japan	University	Score
1 (20)	The University of Tokyo	82.9
2 (46)	Tokyo Institute of Technology	78.0
3 (47)	Tohoku University	77.7
4 (53)	Kyoto University	76.7
5 (87)	Osaka University	74.0
6 (101-150)	Kyushu University	—
7 (151-200)	Hokkaido University	—
7 (151-200)	Nagoya University	—
9 (251-300)	Tokyo University of Science	—
9 (251-300)	University of Tsukuba	—

Mathematics

Rank in Japan	University	Score
1 (28)	The University of Tokyo	80.6
2 (51)	Kyoto University	77.1
3 (74)	Tokyo Institute of Technology	73.8
4 (151-200)	Nagoya University	—
4 (151-200)	Osaka University	—
4 (151-200)	Tohoku University	—
4 (151-200)	Waseda University	—
8 (201-250)	Kyushu University	—
9 (301-350)	Hokkaido University	—
9 (301-350)	Keio University	—

Physics & Astronomy

Rank in Japan	University	Score
1 (10)	The University of Tokyo	90.0
2 (30)	Kyoto University	83.1
3 (37)	Tokyo Institute of Technology	81.1
4 (50)	Tohoku University	79.0
5 (52)	Osaka University	78.7
6 (75)	Nagoya University	76.8
7 (201-250)	Kyushu University	—
7 (201-250)	University of Tsukuba	—
9 (251-300)	Hokkaido University	—
9 (251-300)	Tokyo University of Science	—

◆ Social Sciences & Management ◆

Business & Management Studies

Rank in Japan	University	Score
1 (97)	The University of Tokyo	71.2
2 (142)	Waseda University	67.8
3 (151-200)	Hitotsubashi University	—
3 (151-200)	Keio University	—
3 (151-200)	Kyoto University	—
6 (251-300)	Kobe University	—
7 (301-350)	Osaka University	—
8 (451-500)	International University of Japan	—
9 (551-580)	Kyushu University	—
9 (551-580)	Ritsumeikan University	—

Source: Website of British world university evaluation body Quacquarelli Symonds (QS)

1-6. Comparisons with Other Universities: International (Continued)

Domestic Comparisons of QS World University Rankings (published March 2023)

◆ Social Sciences & Management ◆ (Continued)

Economics & Econometrics

Rank in Japan	University	Score
1 (40)	The University of Tokyo	75.7
2 (82)	Kyoto University	70.7
3 (104)	Hitotsubashi University	68.5
4 (116)	Waseda University	67.5
5 (133)	Keio University	66.5
5 (133)	Osaka University	66.5
7 (201-250)	Kobe University	—
8 (251-300)	Nagoya University	—
9 (301-350)	Kyushu University	—
9 (301-350)	Tokyo Institute of Technology	—

Law

Rank in Japan	University	Score
1 (19)	The University of Tokyo	81.5
2 (78)	Kyoto University	71.9
3 (92)	Waseda University	70.4
4 (101-150)	Keio University	—
5 (151-200)	Osaka University	—
6 (201-250)	Kyushu University	—
6 (201-250)	Hitotsubashi University	—
6 (201-250)	Kobe University	—
6 (201-250)	Nagoya University	—
10 (251-300)	Tohoku University	—

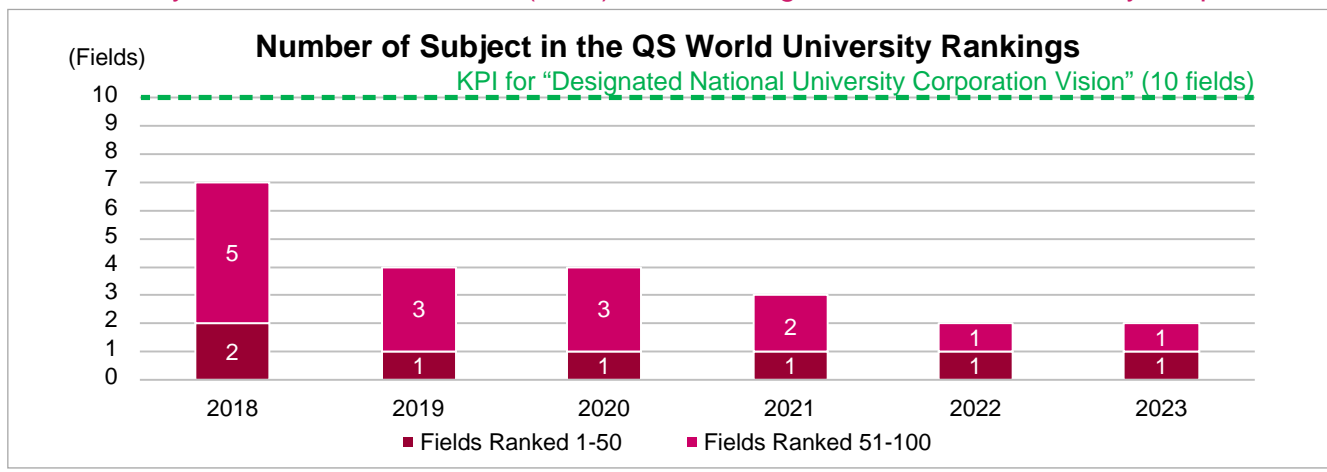
- The value in parentheses is the QS World University Rankings position.
- Out of a total of 54 fields, only the 26 in which Kyushu University is ranked are listed.
- (*1) World rankings from 1 to 70 were published.
- (*2) World rankings from 1 to 210 were published.
- (*3) World rankings from 1 to 230 were published.
- (*4) World rankings from 1 to 240 were published.

Reference: Comparison of the Number of Subject in the QS World University Rankings (Among Designated National University Corporations)

University	Within the Top 50 Rankings	Within the Top 100 Rankings
The University of Tokyo	36	40
Kyoto University	12	32
Tokyo Institute of Technology	5	11
Tohoku University	2	4
Kyushu University	1	2
Tokyo Medical and Dental University	1	1
Osaka University	0	5
University of Tsukuba	0	2
Nagoya University	0	2
Hitotsubashi University	0	0

• Fields in which Kyushu University Ranks in the Top 100 (2023)
Mineral & Mining (50)
Chemistry (98)

★Key Performance Indicators (KPIs) for the Designated National University Corporations



Source: Website of British world university evaluation body Quacquarelli Symonds (QS)

1-7. Comparisons with Other Universities: Reputation

◆ Reputation Among University Presidents ◆

Overall

Rank	University	Number
1	Kyoto University	114
2	Tokyo Institute of Technology	98
3	Tohoku University	92
4	The University of Tokyo	87
5	Kanazawa Institute of Technology	68
6	Osaka University	44
7	International Christian University	38
8	Nagoya University	36
8	Akita International University	36
10	Waseda University	33
⋮		
20	Kyushu University	18
20	Tokyo Medical and Dental University	18

(2022)

Research

Rank	University	Number
1	Kyoto University	104
2	The University of Tokyo	73
3	Tohoku University	70
4	Tokyo Institute of Technology	65
5	Osaka University	40
6	Nagoya University	30
7	Keio University	21
8	Waseda University	20
9	University of Tsukuba	18
10	Kindai University	17
11	Tokyo Medical and Dental University	14
12	Kyushu University	11

(2022)

・ Perspectives on Rankings (Quoted from Source)

In July of 2022, surveys were sent to the presidents of 776 national, public and private universities. The opinions received from 548 university presidents by late January were tallied up. The survey asked respondents to list the names of up to six universities by their systems and achievements in each of two fields: Education and Research. "Overall" is the sum of data from both of these fields.

◆ Reputation Among High Schools ◆

High Quality of Education

Rank	University	Point
1	The University of Tokyo	464
2	Tohoku University	443
3	Kyoto University	288
4	Akita International University	130
5	Tokyo University of Science	116
6	Waseda University	106
7	Osaka University	97
8	International Christian University	91
9	Hokkaido University	85
10	Kyushu University	73

(2022)

High Capacity for Innovation

Rank	University	Point
1	Waseda University	252
2	Tohoku University	209
3	Kindai University	181
4	The University of Tokyo	120
5	Ritsumeikan University	103
6	Toyo University	88
7	Rikkyo University	60
8	Meiji University	59
9	Kyoto University	52
10	University of Tsukuba	49
⋮		
16	Kyushu University	28
16	Hiroshima University	28

(2022)

・ Perspectives on Rankings (Quoted from Source)

By Daigaku Tsushin (2022). Out of about 2,000 college preparatory high schools which were surveyed nationwide, 740 schools responded. Using categories such as, "universities that are good at looking after students", high school guidance counselors were asked to narrow down their top 5 schools and rank them on a scale of 1 to 5, giving the highest-ranking school 5 points.

Source: Asahi Shimbun Publications, 2024 University Rankings

Would Recommend to Students (National and Public Universities)

Rank	University	Point
1	The University of Tokyo	871
2	Kyoto University	682
3	Tohoku University	514
4	Osaka University	178
5	Tokyo Institute of Technology	172
5	Hokkaido University	172
7	Akita International University	169
8	Nagoya University	115
9	University of Tsukuba	111
9	Hitotsubashi University	111
11	Kyushu University	106

(2022)

1-7. Comparisons with Other Universities: Reputation (Continued)

◆ Reputation Among the Public ◆

Proactively Contributes to the Community

Rank	University	Point
1	The University of Tokyo	490
2	Kyoto University	354
3	Waseda University	254
4	Kindai University	204
5	Hokkaido University	194
6	Tohoku University	157
7	Keio University	152
8	Kyushu University	106
9	Osaka University	92
10	Nagoya University	71
10	Meiji University	71

(2022)

Good Rating in 20 Years

Rank	University	Point
1	The University of Tokyo	739
2	Kyoto University	514
3	Kindai University	319
4	Waseda University	213
5	Keio University	192
6	Aoyama Gakuin University	155
7	Meiji University	136
8	Tohoku University	105
9	Osaka University	95
10	Nagoya University	68
10	Hokkaido University	68
⋮		
13	Kyushu University	48

(2022)

Would be Interested if Hiring

Rank	University	Point
1	The University of Tokyo	989
2	Kyoto University	593
3	Waseda University	389
4	Keio University	344
5	Osaka University	126
6	Tohoku University	125
7	Meiji University	108
8	Hokkaido University	91
9	Kyushu University	70
10	Aoyama Gakuin University	64
10	Kindai University	64

(2022)

Good Communication Skills

Rank	University	Point
1	Waseda University	769
2	Keio University	595
3	The University of Tokyo	467
4	Kyoto University	284
5	Aoyama Gakuin University	167
6	Meiji University	166
7	Nihon University	101
8	Sophia University	95
9	Osaka University	93
10	Kindai University	74
⋮		
14	Kyushu University	44
14	Ritsumeikan University	44

(2022)

Attractive Graduates

Rank	University	Point
1	The University of Tokyo	891
2	Kyoto University	674
3	Waseda University	566
4	Keio University	455
5	Meiji University	111
6	Osaka University	102
7	Tohoku University	79
8	Aoyama Gakuin University	77
9	Hokkaido University	73
10	Kyushu University	63

(2022)

• Perspectives on Rankings (Quoted from Source)

By Daigaku Tsushin (2022). A nationwide survey of working adults was conducted, ranking universities by category. The 1,000 targeted respondents were company employees or public servants who had graduated from university. The survey was conducted without any regional bias, and the ratio of man and woman respondents was 1:1. They were asked to rank the top three universities throughout Japan, and the top three from the area in which they lived or the surrounding region. The answers were then scored in order of listing, with 3 points awarded for the first, 2 points awarded for the second, and 1 point awarded for the third-highest ranking.

Source: Asahi Shimbun Publications, 2024 University Rankings

1-8. Comparisons with Other Universities: Other

◆ Alma Mater of University Presidents and Board Chairs ◆

Alma Mater of University Presidents
(Highest Level of Education)

Rank	University	Number
1	The University of Tokyo	91
2	Kyoto University	40
3	Tohoku University	29
4	Waseda University	22
5	Kyushu University	21
6	Osaka University	20
7	Hokkaido University	19
8	University of Tsukuba	18
8	Nagoya University	18
10	Hiroshima University	17
10	Keio University	17

(2022)

Alma Mater of Board Chairs
(Highest Level of Education)

Rank	University	Number
1	The University of Tokyo	69
2	Keio University	37
3	Waseda University	30
4	Kyoto University	28
5	Kyushu University	17
6	Sophia University	15
7	Tohoku University	13
8	Tokyo Medical and Dental University	10
8	Kwansei Gakuin University	10
8	Nihon University	10
8	Meiji University	10
8	Rikkyo University	10

(2022)

◆ Alma Mater of Company Presidents: National Universities ◆

Alma Mater of Company Presidents

Rank	University	Number
1	The University of Tokyo	4,244
2	Kyoto University	2,540
3	Osaka University	2,390
4	Hokkaido University	2,224
5	Kyushu University	2,045
6	Tohoku University	1,922
7	Kobe University	1,887
8	Hiroshima University	1,819
9	Chiba University	1,468
10	Nagoya University	1,401

(2022)

Alma Mater of Company Presidents: Women

Rank	University	Number
1	The University of Tokyo	178
2	Hiroshima University	130
3	Osaka University	121
4	Kyushu University	115
5	Tokyo Medical and Dental University	102
6	Chiba University	94
7	Kobe University	90
8	University of Tsukuba	88
9	Hokkaido University	87
10	Niigata University	79

(2022)

・ Perspectives on Rankings (Quoted from Source)

Using the database of Tokyo Shoko Research, Ltd., containing information on 4,000,000 companies (as of July, 2022), we extracted and collated the disclosed data on the university from which the company representative (including sole proprietors) had graduated. If the same individual is employed by multiple companies, we selected the firm with the highest revenues and excluded overlapping firms from collation. The figures may include representatives who graduated from graduate schools.

Source: Asahi Shimbun Publications, 2024 University Rankings

1-9. Comparisons with Other Universities: Designated National University Corporations, etc.

◆ Basic Information: Designated National University Corporation, etc. ◆

Item	University	Kyushu University (2023)	Kyushu University (2022)	Hokkaido University	Tohoku University	The University of Tokyo	Nagoya University
University President		1	1	1	1	1	1
University Vice-President		17	15	9	11	20	9
University Presidents and Vice-President Total	(^{*1})	18	16	(^{*7}) 10	(^{*9}) 12	(^{*10}) 21	10
Professor		676	680	692	923	1,355	608
Associate Professor		665	683	592	722	967	495
Lecturer		148	158	138	208	292	177
Assistant Professor		873	880	530	1,167	1,294	356
Teaching Associate		9	8	8	146	29	2
Teacher						41	32
Faculty Member (Excluding University President and Vice-President)	(^{*2})	2,371	2,409	1,960	(^{*8}) 3,166	3,978	1,670
Staff Member	(^{*2})	3,686	3,668	1,946	(^{*8}) 3,221	4,210	1,512
Undergraduate Student		11,707	11,683	11,224	10,629	13,962	9,525
Graduate School/Faculty Student: Master's Programs		4,046	3,984	3,734	3,954	7,218	3,864
Graduate School Student: Professional Degree Programs		316	293	203	278	830	111
Graduate School/Faculty Student: Doctoral Programs, PhD		2,589	2,600	2,380	2,730	6,123	2,334
Student	(^{*2})	18,658	18,560	17,541	17,591	28,133	15,834
Undergraduate School	(^{*3})	12	(^{*7}) 12	(^{*7}) 12	(^{*9}) 10	(^{*7}) 10	(^{*7}) 9
Graduate School	(^{*3})	19	(^{*7}) 19	(^{*7}) 21	(^{*9}) 15	(^{*7}) 15	(^{*7}) 13
Research Institute	(^{*2})	4	(^{*7}) 4	(^{*7}) 5	(^{*9}) 6	(^{*7}) 11	(^{*7}) 3
Joint Usage/Research Center (as of April, 2022)	(^{*4})	5	5	7	7	9	5
Joint Usage Center for Education (as of August 31, 2022)	(^{*5})	1	1	5	3	1	2
Management Expense Grant (Unit: ¥million)	(^{*6})	38,998	38,725	36,217	45,333	81,756	31,009
QS World University Rankings 2024 (published June 2023)		164		196	113	28	176
QS World Rankings by Subject 2023 (for departments ranked in the top 50) (published March 2023)		1		0	2	36	0
QS World Rankings by Subject 2023 (for departments ranked in the top 100) (published March 2023)		2		1	4	40	2

* In principle, comparisons with other universities are as of May 1, 2022, and asterisks follow:

- (^{*1}) The figures are as of June 1, 2023.
- (^{*2}) The figures are as of May 1, 2023.
- (^{*3}) The figures are as of April 1, 2023.
- (^{*4}) The figures are as of April, 2023.
- (^{*5}) The figures are as of July 31, 2023.
- (^{*6}) The figures are FY2023 budget.
- (^{*7}) The figures are as of April 1, 2022.
- (^{*8}) The figures include rehired staff and staff on administrative leave.
- (^{*9}) The figures are as of July 1, 2022.
- (^{*10}) The figures are as of April 4, 2022.
- (^{*11}) The figures exclude special fixed-term faculty.
- (^{*12}) The figures exclude dispatched staff and staff on administrative or child-care leave. The figures include faculty of endowed course and specially appointed faculty (full-time). However, the figures exclude temporary staff, part-time faculty (specially appointed faculty, specially appointed researcher, medical staff, lectures) and part-time staff.
- (^{*13}) The figures are as of September 1, 2022.

Source: Kyushu University, Faculty Member and Staff Member: *Basic School Survey*
 Joint Usage/Research Center: MEXT website (*Joint Usage/Research Center and International Joint Usage/Research Center List*)
 Joint Usage Center for Education: MEXT website (*List of Accredited Joint Usage Center for Education*)
 Management Expense Grant: Each university's Financial Report for FY2022
 Financial Division, Tokyo Medical and Dental University
 QS World University Rankings 2024, QS World Rankings by Subject 2023: Website of *British world university evaluation body Quacquarelli Symonds (QS)*

For other topics not listed above, please refer to each university's summary or website.
Kyushu University Information 2022, 2023
Hokkaido University Guidebook 2022
Tohoku University Fact Book 2022
The University of Tokyo Guidebook 2022 and Databook 2022
Nagoya University Profile 2022
Kyoto University Overview 2022 and Facts and Figures 2022
Osaka University Profile 2022
University of Tsukuba Leaflet 2022 and website
Tokyo Medical and Dental University OUTLINE 2022
Tokyo Tech Data Book 2022-2023
 Hitotsubashi University website, *Data Collection 2022*

1-9. Comparisons with Other Universities: Designated National University Corporations, etc. (Continued)

Item	University	Kyoto University	Osaka University	University of Tsukuba	Tokyo Medical and Dental University	Tokyo Institute of Technology	Hitotsubashi University
University President		1	1	1	1	1	1
University Vice-President		16	11	9	12	21	4
University Presidents and Vice-President Total		(*7) 17	(*9) 12	(*7) 10	13	22	(*13) 5
Professor		969	969	564	171	377	194
Associate Professor		749	830	538	139	334	73
Lecturer		192	333	216	124	15	34
Assistant Professor		795	1,151	502	412	313	5
Teaching Associate		1	8	1			28
Teacher				547		45	
Faculty Member (Excluding University President and Vice-President)		(*11) 2,706	(*12) 3,291	2,368	846	1,084	334
Staff Member		(*11) 2,714	(*12) 1,755	2,950	2,078	610	165
Undergraduate Student		12,808	14,890	9,631	1,483	4,803	4,341
Graduate School/Faculty Student: Master's Programs		4,945	4,529	4,060	310	4,040	881
Graduate School Student: Professional Degree Programs		729	220	203		99	391
Graduate School/Faculty Student: Doctoral Programs, PhD		3,849	3,405	2,613	1,158	1,587	573
Student		22,331	23,044	16,507	2,951	10,529	6,186
Undergraduate School		(*7) 10	11	9	(*7) 3	6	(*7) 4
Graduate School		(*7) 18	15	3	(*7) 2	6	(*7) 6
Research Institute		(*7) 12	6	0	(*7) 2	4	(*7) 1
Joint Usage/Research Center (as of April, 2022)		14	8	4	2	4	1
Joint Usage Center for Education (as of August 31, 2022)		4	1	3	0	0	0
Management Expense Grant (Unit: ¥million)		55,751	44,104	35,613	13,796	22,120	5,811
QS World University Rankings 2024 (published June 2023)		46	80	355	611-620	91	481
QS World Rankings by Subject 2023 (for departments ranked in the top 50) (published March 2023)		12	0	0	1	5	0
QS World Rankings by Subject 2023 (for departments ranked in the top 100) (published March 2023)		32	5	2	1	11	0

* In principle, comparisons with other universities are as of May 1, 2022, and asterisks follow:

- (*1) The figures are as of June 1, 2023.
- (*2) The figures are as of May 1, 2023.
- (*3) The figures are as of April 1, 2023.
- (*4) The figures are as of April, 2023.
- (*5) The figures are as of July 31, 2023.
- (*6) The figures are FY2023 budget.
- (*7) The figures are as of April 1, 2022.
- (*8) The figures include rehired staff and staff on administrative leave.
- (*9) The figures are as of July 1, 2022.
- (*10) The figures are as of April 4, 2022.
- (*11) The figures exclude special fixed-term faculty.
- (*12) The figures exclude dispatched staff and staff on administrative or child-care leave. The figures include faculty of endowed course and specially appointed faculty (full-time). However, the figures exclude temporary staff, part-time faculty (specially appointed faculty, specially appointed researcher, medical staff, lectures) and part-time staff.
- (*13) The figures are as of September 1, 2022.

Source: Kyushu University, Faculty Member and Staff Member: *Basic School Survey*
 Joint Usage/Research Center: MEXT website (*Joint Usage/Research Center and International Joint Usage/Research Center List*)
 Joint Usage Center for Education: MEXT website (*List of Accredited Joint Usage Center for Education*)
 Management Expense Grant: Each university's Financial Report for FY2022
 Financial Division, Tokyo Medical and Dental University
 QS World University Rankings 2024, QS World Rankings by Subject 2023: Website of *British world university evaluation body Quacquarelli Symonds (QS)*

For other topics not listed above, please refer to each university's summary or website.

- Kyushu University Information 2022, 2023*
- Hokkaido University Guidebook 2022*
- Tohoku University Fact Book 2022*
- The University of Tokyo Guidebook 2022 and Databook 2022*
- Nagoya University Profile 2022*
- Kyoto University Overview 2022 and Facts and Figures 2022*
- Osaka University Profile 2022*
- University of Tsukuba Leaflet 2022 and website*
- Tokyo Medical and Dental University OUTLINE 2022*
- Tokyo Tech Data Book 2022-2023*
- Hitotsubashi University website, Data Collection 2022*

■ **For other items of comparison with other universities, please see below.**

- P93 Desirable Universities for Parents, Percentage of Enrollment Among Successful General Admission (National Universities)
- P138 National Public Servant (Regular Position), Professional Engineer, First-Class Qualified Architect
- P141 Scholarly Output, Citation Count, FWCI
- P166 Number of Joint Collaborative Research Projects with the Private Sector Nationwide: National, Public, and Private Universities, Income from Joint Collaborative Research with the Private Sector Nationwide: National, Public, and Private Universities, Income per Project from Joint Collaborative Research with the Private Sector Nationwide: National, Public, and Private Universities
- P169 Number of Research Projects Funded by the Private Sector Nationwide: National, Public, and Private Universities, Income from Research Funded by the Private Sector Nationwide: National, Public, and Private Universities, Income per Project from Research Funded by the Private Sector Nationwide: National, Public, and Private Universities
- P171 Number of Patents Licensed ,etc. (including overseas), Income from Licensing Patents, etc. (including overseas)
- P187 Comparison of Projects Funded by KAKENHI Grants-in-Aid for Scientific Research (New+Continuing): Number of Projects Selected, Percentage of Women, Percentage of Early-Career Scientists, Sum Allocated

Comparison of Projects Funded by KAKENHI Grants-in-Aid for Scientific Research (New): Number of Projects Selected, Percentage of the Newly Adopted Projects