

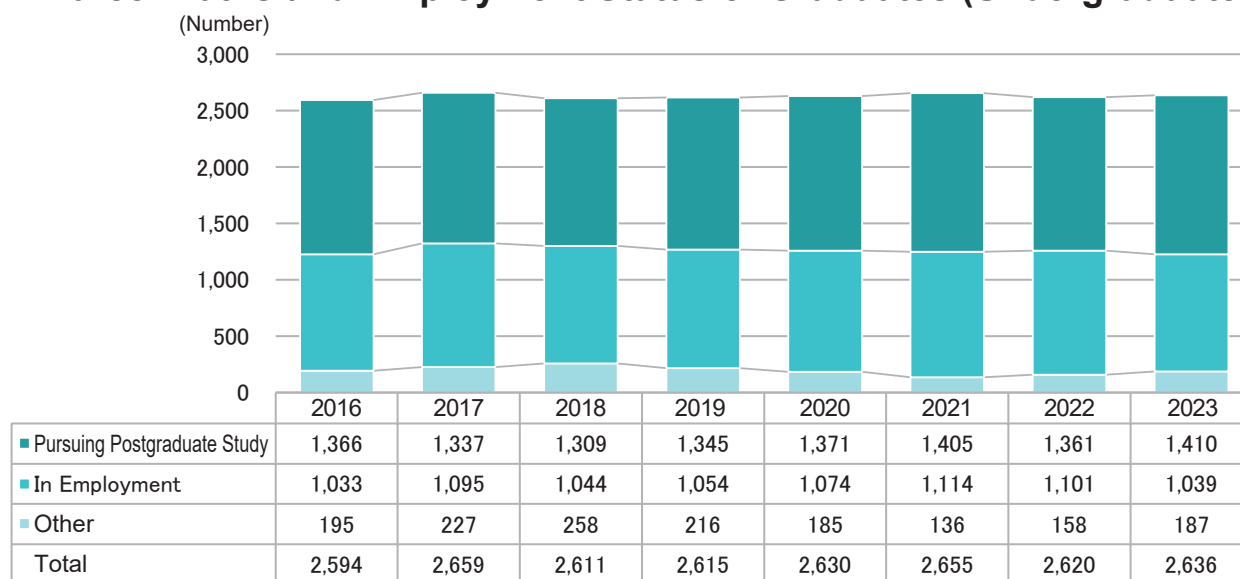
## 7. Career Paths and Employment Status (as of May 1 each fiscal year)

### 7-1. Career Paths and Employment Status of Graduates (Undergraduate)

#### 7-1-1. Career Paths and Employment Status of Graduates (Undergraduate: Overall)

##### ◆ Kyushu University ◆

#### Career Paths and Employment Status of Graduates (Undergraduate)



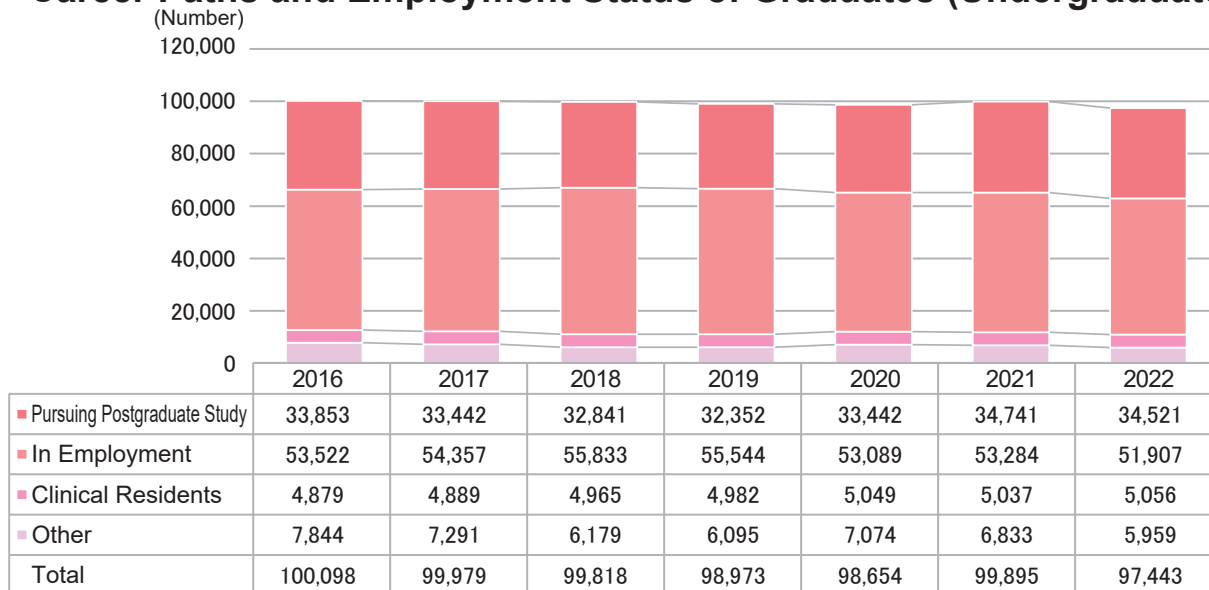
(Academic year of graduation)

- “In employment” includes employment at a company or as a teacher, civil servant, medical resident, or other employment.
- “Other” includes those preparing for national exams and those not yet in employment, etc.

Source: Kyushu University Information

##### ◆ Nationwide: National Universities ◆

#### Career Paths and Employment Status of Graduates (Undergraduate)



(Academic year of graduation)

- “Clinical residents” include incoming students.
- “Other” includes those who had entered specialized training schools, overseas schools, and those missing and deceased.

Source: MEXT, Basic School Survey, Number of Graduates by School and Status

## 7-1-2. Career Paths and Employment Status of Graduates (Undergraduate: by School)

### School of Interdisciplinary Science and Innovation

(Number)

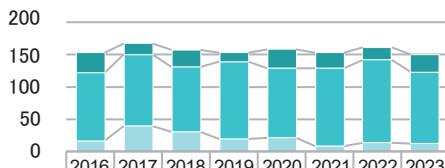


	2016	2017	2018	2019	2020	2021	2022	2023
Pursuing Postgraduate Study	—	—	—	—	—	24	22	22
In Employment	—	—	—	—	—	49	62	69
Other	—	—	—	—	—	4	4	7
Total	—	—	—	—	—	77	88	98

(Academic year of graduation)

### School of Letters

(Number)

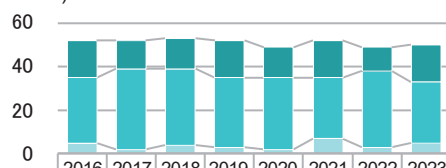


	2016	2017	2018	2019	2020	2021	2022	2023
Pursuing Postgraduate Study	31	17	26	14	29	24	19	27
In Employment	105	110	100	119	107	120	128	110
Other	17	40	31	20	22	9	14	13
Total	153	167	157	153	158	153	161	150

(Academic year of graduation)

### School of Education

(Number)

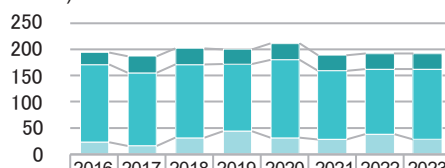


	2016	2017	2018	2019	2020	2021	2022	2023
Pursuing Postgraduate Study	17	13	14	17	14	17	11	17
In Employment	30	37	35	32	33	28	35	28
Other	5	2	4	3	2	7	3	5
Total	52	52	53	52	49	52	49	50

(Academic year of graduation)

### School of Law

(Number)

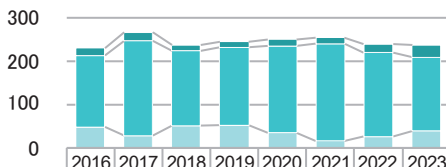


	2016	2017	2018	2019	2020	2021	2022	2023
Pursuing Postgraduate Study	23	32	31	28	31	30	30	30
In Employment	148	139	140	128	149	131	124	134
Other	23	16	31	44	31	28	38	28
Total	194	187	202	200	211	189	192	192

(Academic year of graduation)

### School of Economics

(Number)

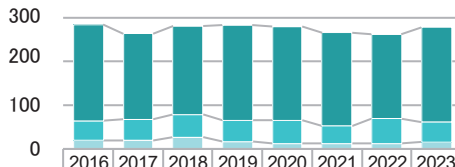


	2016	2017	2018	2019	2020	2021	2022	2023
Pursuing Postgraduate Study	17	19	13	13	15	14	19	28
In Employment	164	218	172	179	199	223	193	169
Other	49	29	52	53	36	17	27	40
Total	230	266	237	245	250	254	239	237

(Academic year of graduation)

### School of Science

(Number)

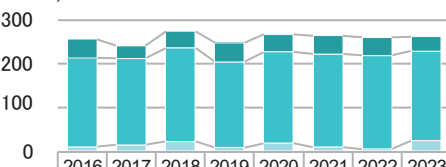


	2016	2017	2018	2019	2020	2021	2022	2023
Pursuing Postgraduate Study	220	197	203	218	215	214	193	217
In Employment	45	48	52	49	53	40	57	46
Other	19	19	26	16	12	12	12	15
Total	284	264	281	283	280	266	262	278

(Academic year of graduation)

### School of Medicine

(Number)

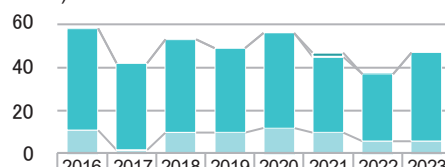


	2016	2017	2018	2019	2020	2021	2022	2023
Pursuing Postgraduate Study	43	29	38	44	40	42	41	33
In Employment	203	198	214	196	209	213	214	205
Other	10	14	22	8	18	9	5	24
Total	256	241	274	248	267	264	260	262

(Academic year of graduation)

### School of Dentistry

(Number)



	2016	2017	2018	2019	2020	2021	2022	2023
Pursuing Postgraduate Study	0	0	0	0	0	2	0	0
In Employment	47	40	43	39	44	35	31	41
Other	11	2	10	10	12	10	6	6
Total	58	42	53	49	56	47	37	47

(Academic year of graduation)

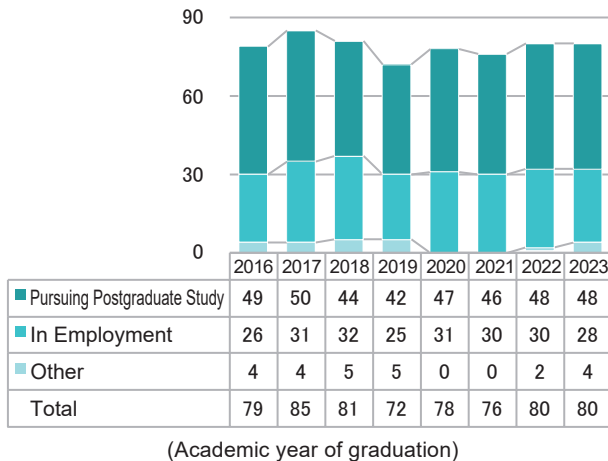
- "In employment" includes employment at a company or as a teacher, civil servant, medical resident, or other employment.
- "Other" includes those preparing for national exams and those not yet in employment, etc.

Source: Kyushu University Information

## 7-1-2. Career Paths and Employment Status of Graduates (Undergraduate: by School) (Continued)

### School of Pharmaceutical Sciences

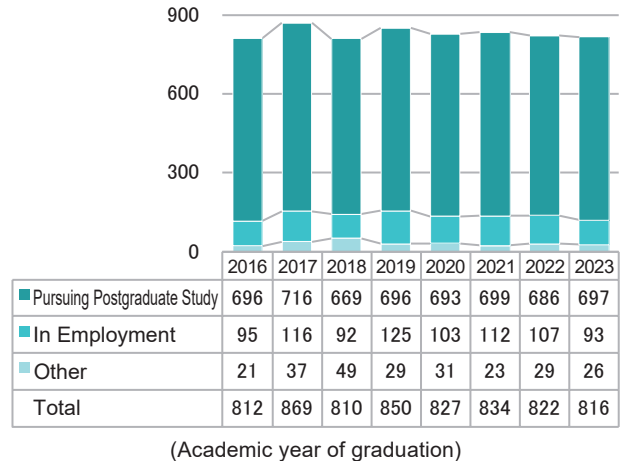
(Number)



(Academic year of graduation)

### School of Engineering

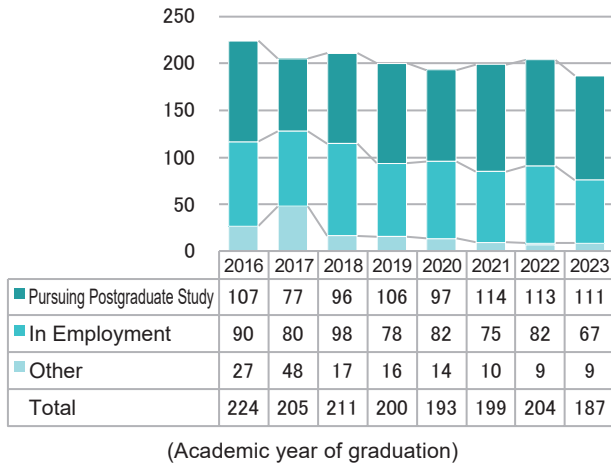
(Number)



(Academic year of graduation)

### School of Design

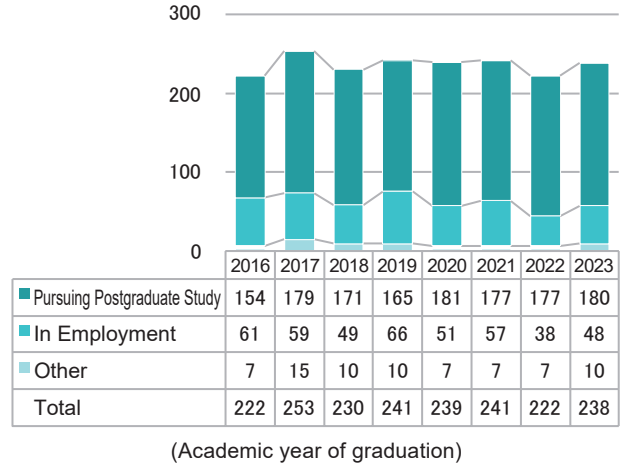
(Number)



(Academic year of graduation)

### School of Agriculture

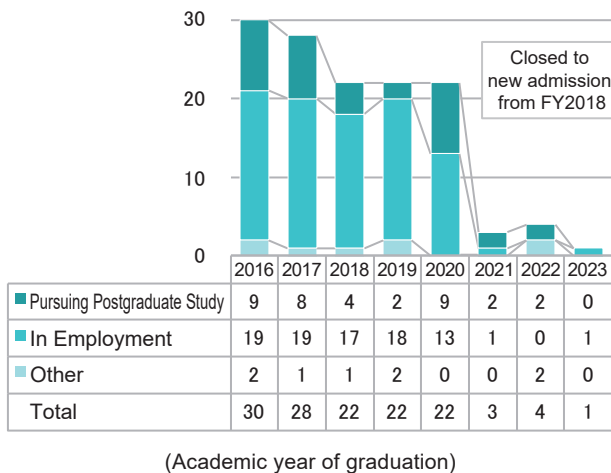
(Number)



(Academic year of graduation)

### The 21st Century Program

(Number)



(Academic year of graduation)

- “In employment” includes employment at a company or as a teacher, civil servant, medical resident, or other employment.
- “Other” includes those preparing for national exams and those not yet in employment, etc.

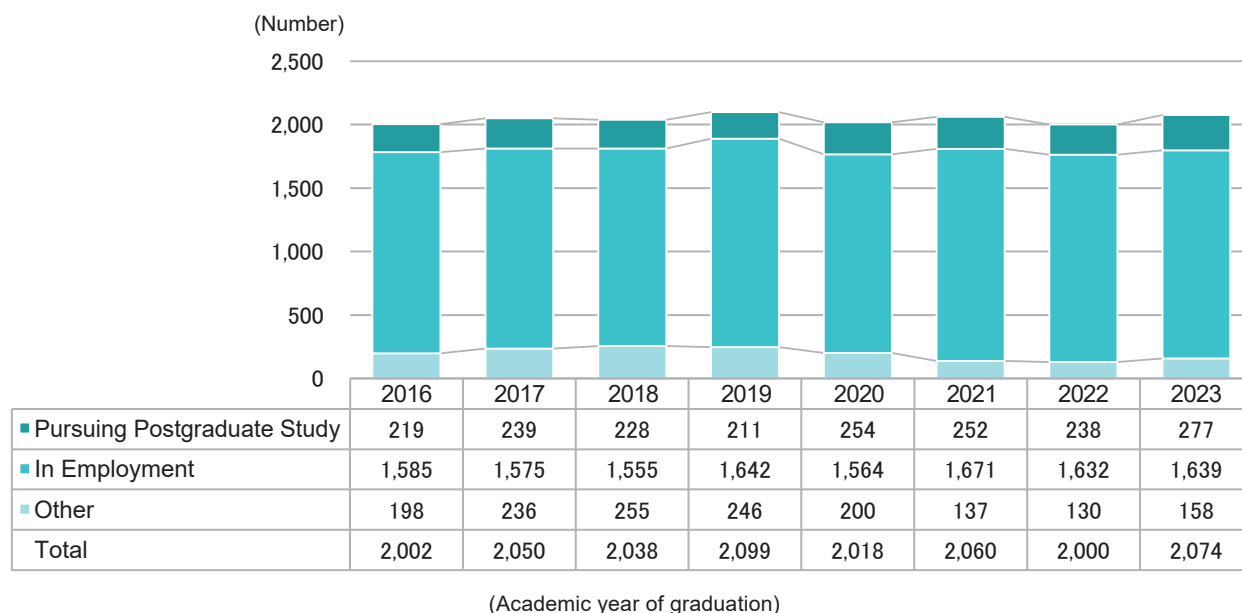
Source: Kyushu University Information

## 7-2. Career Paths and Employment Status of Graduates (Master's Programs)

### 7-2-1. Career Paths and Employment Status of Graduates (Master's Programs: Overall)

#### ◆ Kyushu University ◆

#### Career Paths and Employment Status of Graduates (Master's Programs)

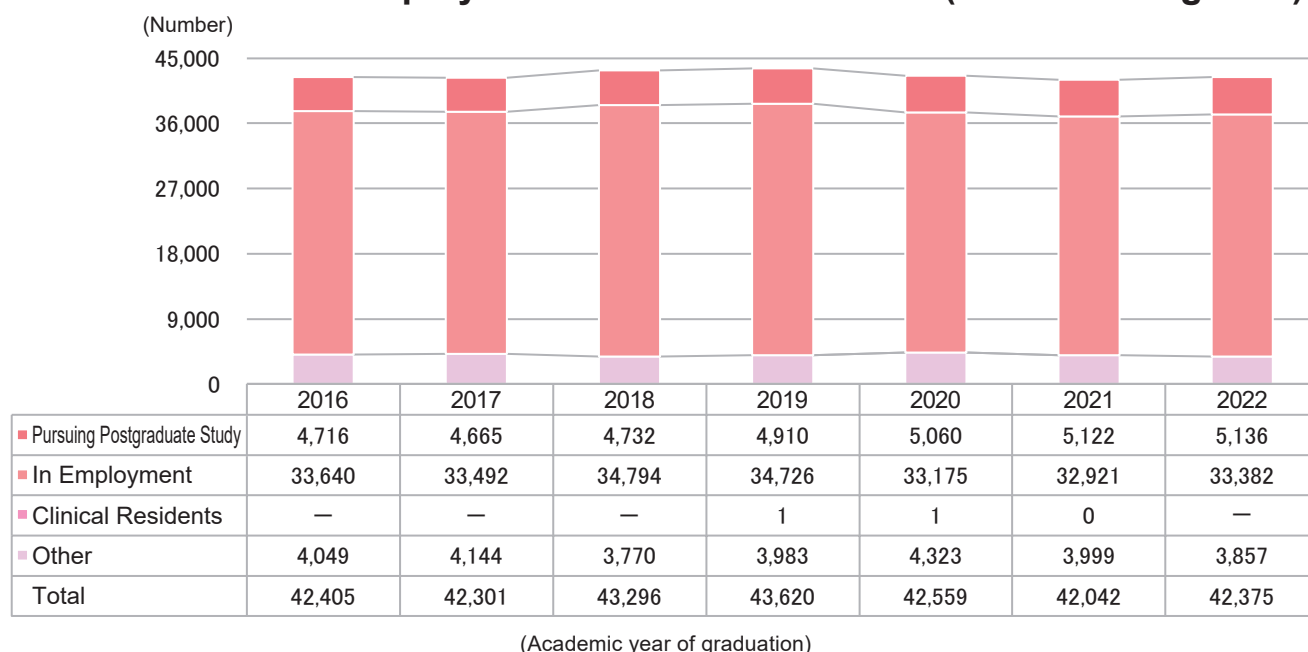


- This includes professional degree programs.
- "In employment" includes employment at a company or as a teacher or civil servant, or other employment.
- "Other" includes those preparing for national exams and those not yet in employment, etc.

Source: *Kyushu University Information*

#### ◆ Nationwide: National Universities ◆

#### Career Paths and Employment Status of Graduates (Master's Programs)



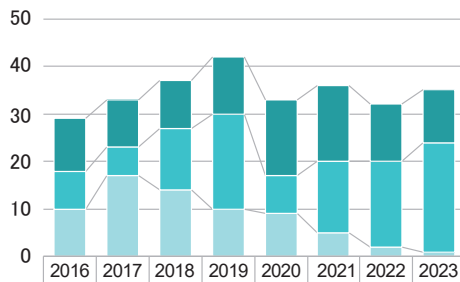
- "Clinical residents" include incoming students.
- "Other" includes those who had entered specialized training schools, overseas schools, and those missing and deceased.

Source: MEXT, *Basic School Survey*, Number of Graduates by Master's Program

## 7-2-2. Career Paths and Employment Status of Graduates (Master's Programs: by Graduate School)

**Graduate School of Humanities**

(Number)

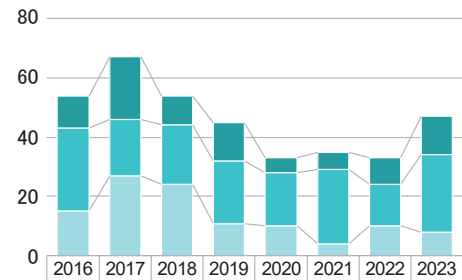


Pursuing Postgraduate Study	11	10	10	12	16	16	12	11
In Employment	8	6	13	20	8	15	18	23
Other	10	17	14	10	9	5	2	1
Total	29	33	37	42	33	36	32	35

(Academic year of graduation)

**Graduate School of Integrated Sciences for Global Society**

(Number)

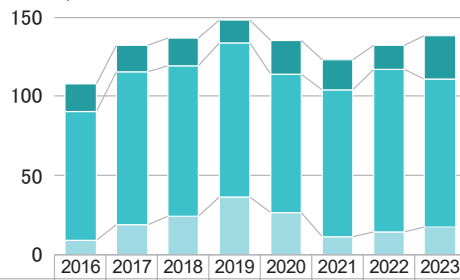


Pursuing Postgraduate Study	11	21	10	13	5	6	9	13
In Employment	28	19	20	21	18	25	14	26
Other	15	27	24	11	10	4	10	8
Total	54	67	54	45	33	35	33	47

(Academic year of graduation)

**Graduate School of Human-Environment Studies**

(Number)

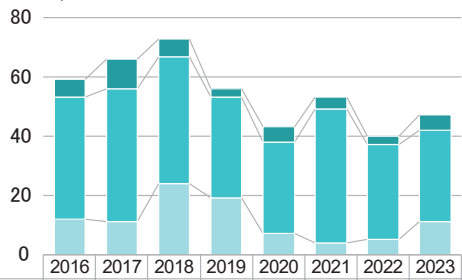


Pursuing Postgraduate Study	18	17	18	14	21	19	15	27
In Employment	81	96	95	98	88	93	103	94
Other	9	19	24	36	26	11	14	17
Total	108	132	137	148	135	123	132	138

(Academic year of graduation)

**Graduate School of Law**

(Number)

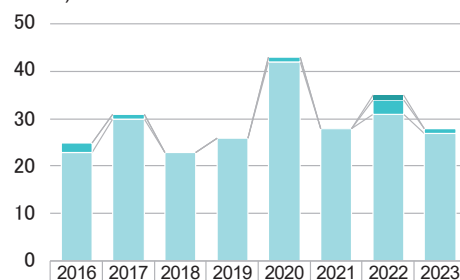


Pursuing Postgraduate Study	6	10	6	3	5	4	3	5
In Employment	41	45	43	34	31	45	32	31
Other	12	11	24	19	7	4	5	11
Total	59	66	73	56	43	53	40	47

(Academic year of graduation)

**Law School**

(Number)

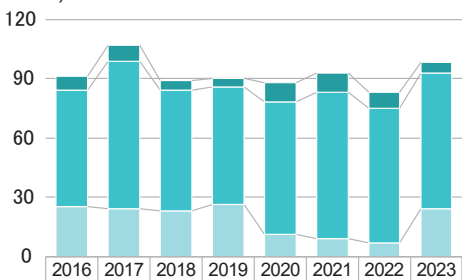


Pursuing Postgraduate Study	0	0	0	0	0	0	1	0
In Employment	2	1	0	0	1	0	3	1
Other	23	30	23	26	42	28	31	27
Total	25	31	23	26	43	28	35	28

(Academic year of graduation)

**Graduate School of Economics**

(Number)



Pursuing Postgraduate Study	7	8	5	4	10	10	8	5
In Employment	59	75	61	60	67	74	68	69
Other	25	24	23	26	11	9	7	24
Total	91	107	89	90	88	93	83	98

(Academic year of graduation)

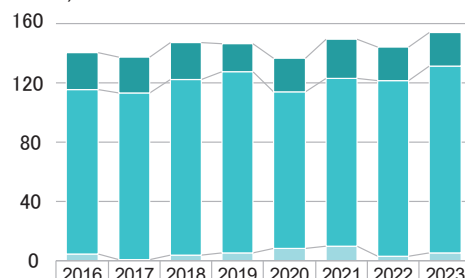
- This includes professional degree programs.
- "In employment" includes employment at a company or as a teacher or civil servant, or other employment.
- "Other" includes those preparing for national exams and those not yet in employment, etc.

Source: Kyushu University Information

## 7-2-2. Career Paths and Employment Status of Graduates (Master's Programs: by Graduate School) (Continued)

### Graduate School of Science

(Number)

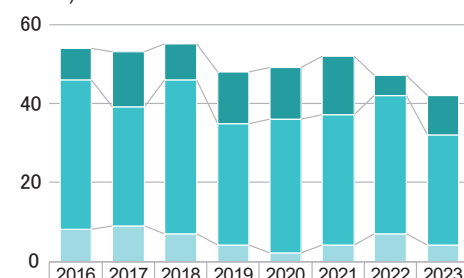


Pursuing Postgraduate Study	25	24	25	19	22	26	23	23
In Employment	110	112	118	121	105	113	118	125
Other	5	1	4	6	9	10	3	6
Total	140	137	147	146	136	149	144	154

(Academic year of graduation)

### Graduate School of Mathematics

(Number)

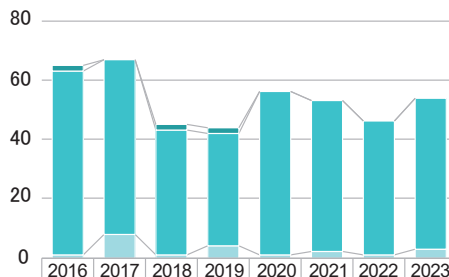


Pursuing Postgraduate Study	8	14	9	13	13	15	5	10
In Employment	38	30	39	31	34	33	35	28
Other	8	9	7	4	2	4	7	4
Total	54	53	55	48	49	52	47	42

(Academic year of graduation)

### Graduate School of Systems Life Sciences

(Number)

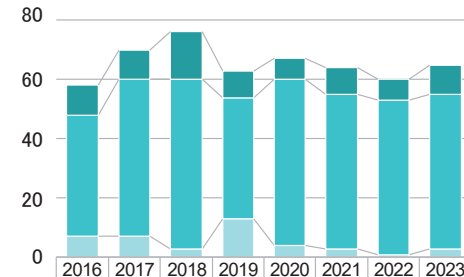


Pursuing Postgraduate Study	2	0	2	2	0	0	0	0
In Employment	62	59	42	38	55	51	45	51
Other	1	8	1	4	1	2	1	3
Total	65	67	45	44	56	53	46	54

(Academic year of graduation)

### Graduate School of Medical Sciences

(Number)

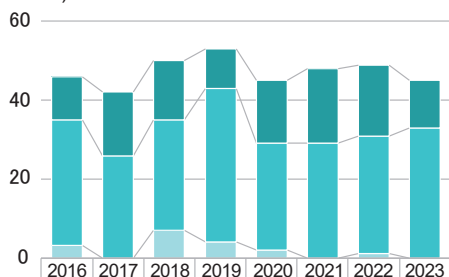


Pursuing Postgraduate Study	10	10	16	9	7	9	7	10
In Employment	41	53	57	41	56	52	52	52
Other	7	7	3	13	4	3	1	3
Total	58	70	76	63	67	64	60	65

(Academic year of graduation)

### Graduate School of Pharmaceutical Sciences

(Number)

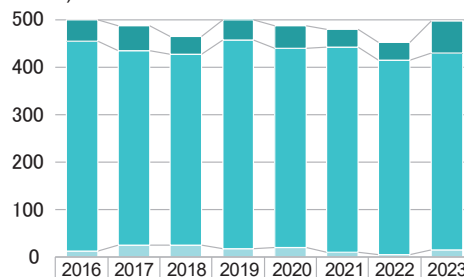


Pursuing Postgraduate Study	11	16	15	10	16	19	18	12
In Employment	32	26	28	39	27	29	30	33
Other	3	0	7	4	2	0	1	0
Total	46	42	50	53	45	48	49	45

(Academic year of graduation)

### Graduate School of Engineering

(Number)



Pursuing Postgraduate Study	45	52	39	42	48	38	38	68
In Employment	440	407	402	439	417	430	407	412
Other	14	27	25	19	22	12	7	17
Total	499	486	466	500	487	480	452	497

(Academic year of graduation)

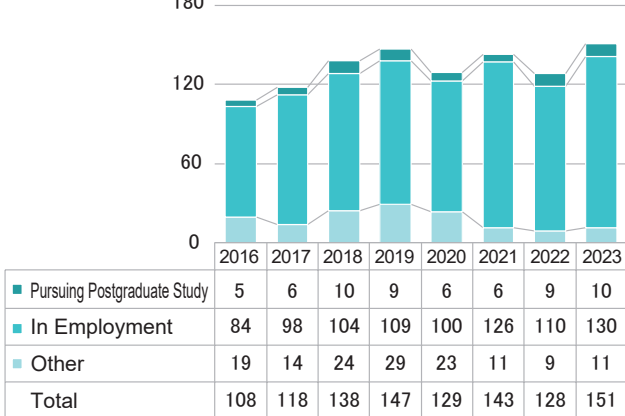
- This includes professional degree programs.
- "In employment" includes employment at a company or as a teacher or civil servant, or other employment.
- "Other" includes those preparing for national exams and those not yet in employment, etc.

Source: Kyushu University Information

## 7-2-2. Career Paths and Employment Status of Graduates (Master's Programs: by Graduate School) (Continued)

### Graduate School of Design

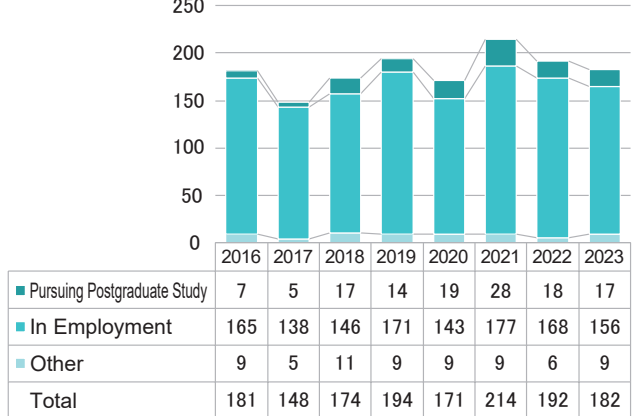
(Number)



(Academic year of graduation)

### Graduate School of Information Science and Electrical Engineering

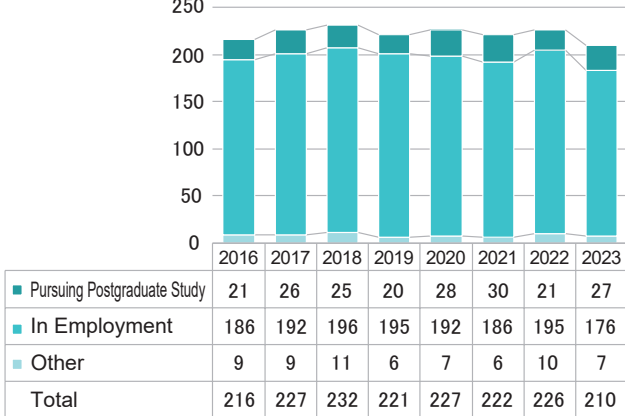
(Number)



(Academic year of graduation)

### Interdisciplinary Graduate School of Engineering Sciences

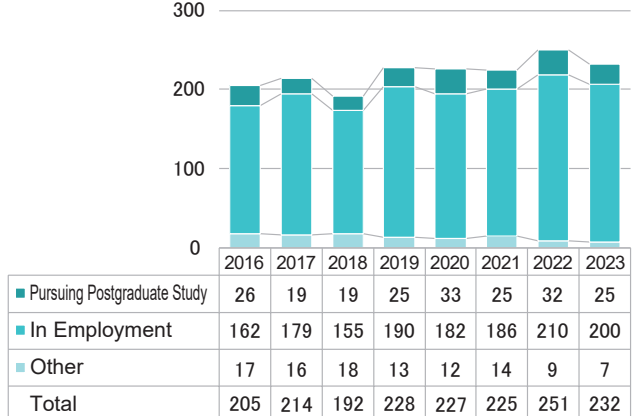
(Number)



(Academic year of graduation)

### Graduate School of Bioresource and Bioenvironmental Sciences

(Number)



(Academic year of graduation)

### Graduate School of Integrated Frontier Sciences

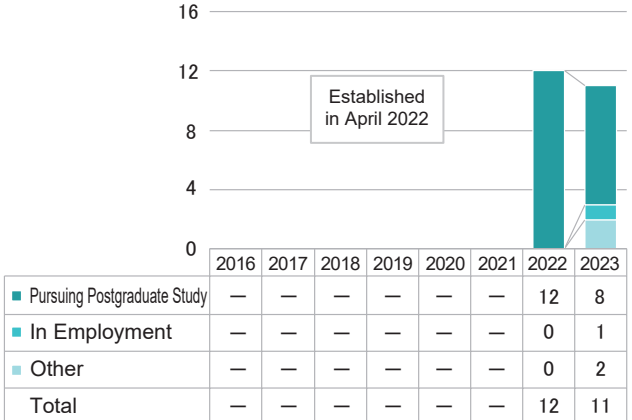
(Number)



(Academic year of graduation)

### Joint Graduate School of Mathematics for Innovation

(Number)



(Academic year of graduation)

- This includes professional degree programs.
- "In employment" includes employment at a company or as a teacher or civil servant, or other employment.
- "Other" includes those preparing for national exams and those not yet in employment, etc.

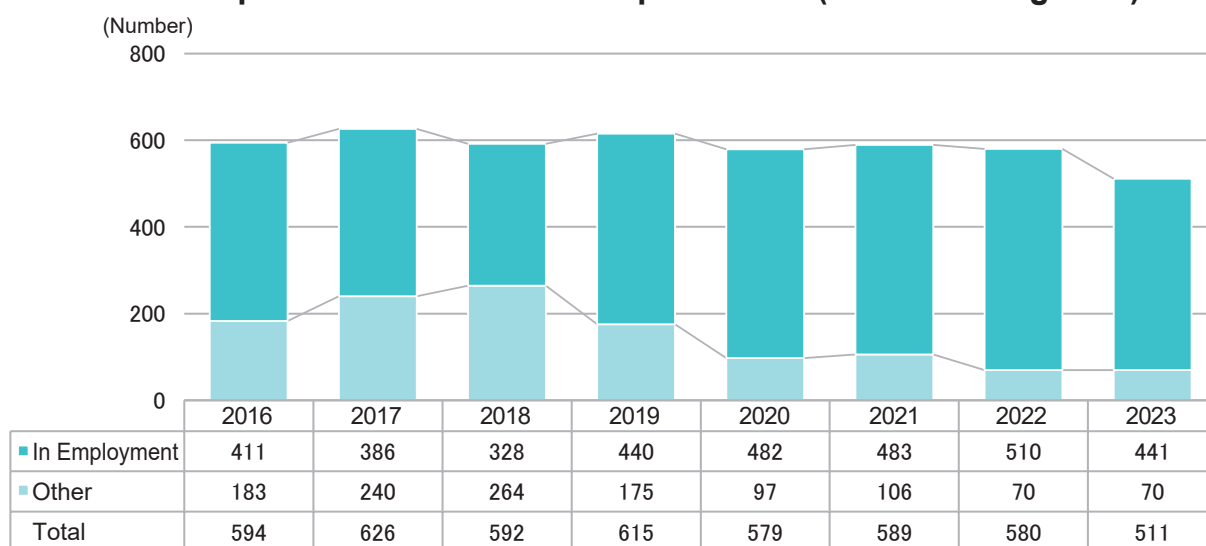
Source: Kyushu University Information

## 7-3. Career Paths and Employment Status of Graduates and Those whose Withdrawal with Completion of the Course Requirements (Doctoral Programs)

### 7-3-1. Career Paths and Employment Status of Graduates and Those whose Withdrawal with Completion of the Course Requirements (Doctoral Programs: Overall)

#### ◆ Kyushu University ◆

#### Career Paths and Employment Status of Graduates and Those whose Withdrawal with Completion of the Course Requirements (Doctoral Programs)



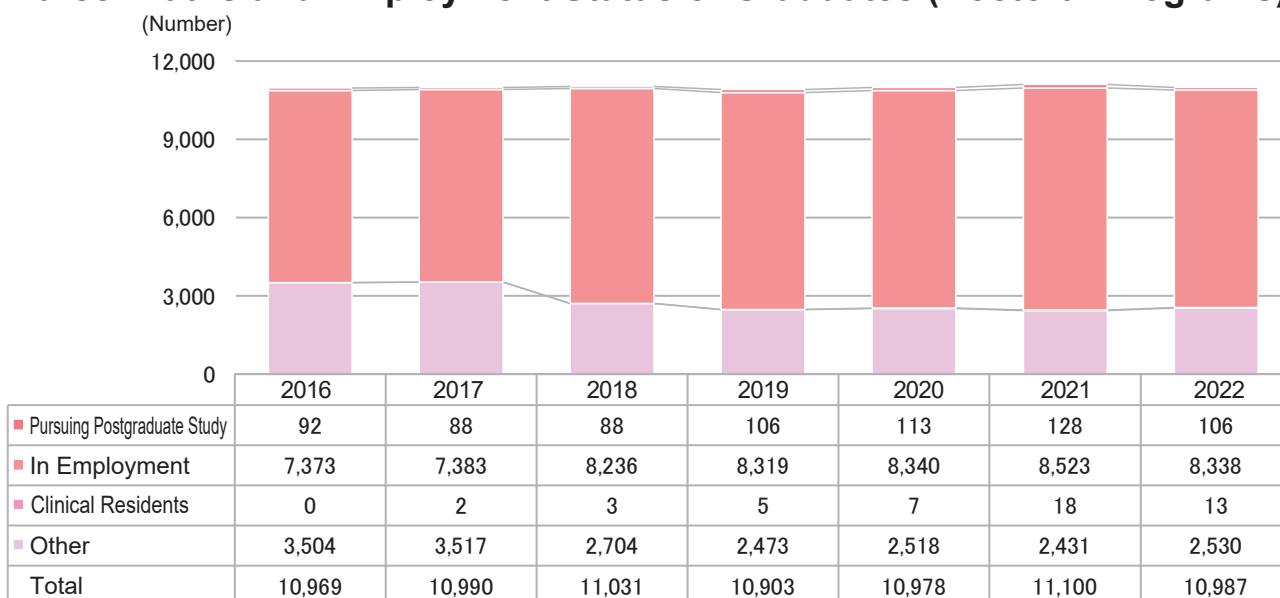
(Academic year of graduation)

- "In employment" includes employment at a company or as a teacher or civil servant, or other employment.
- "Other" includes those preparing for national exams and those not yet in employment, etc.

Source: Kyushu University Information

#### ◆ Nationwide: National Universities ◆

#### Career Paths and Employment Status of Graduates (Doctoral Programs)



(Academic year of graduation)

- "Clinical residents" include incoming students.
- "Other" includes those who had entered specialized training schools, overseas schools, and those missing and deceased.

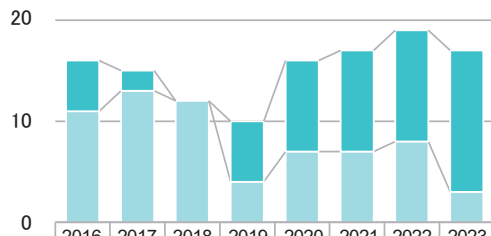
Source: MEXT, Basic School Survey, Number of Graduates by Doctoral Program



## 7-3-2. Career Paths and Employment Status of Graduates and Those whose Withdrawal with Completion of the Course Requirements (Doctoral Programs: by Graduate School)

**Graduate School of Humanities**

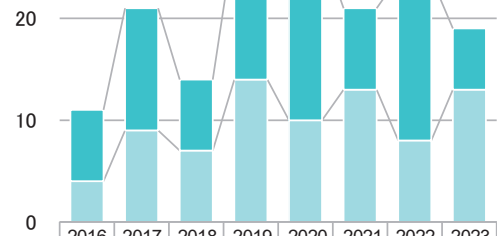
(Number)  
30



(Academic year of graduation)

**Graduate School of Integrated Sciences for Global Society**

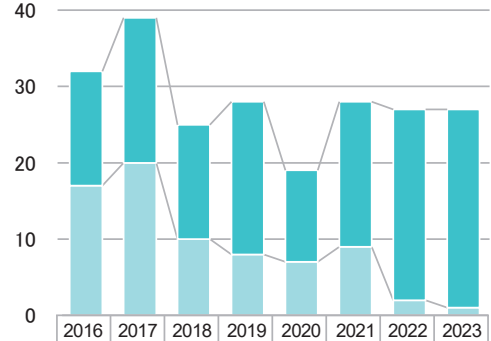
(Number)  
30



(Academic year of graduation)

**Graduate School of Human-Environment Studies**

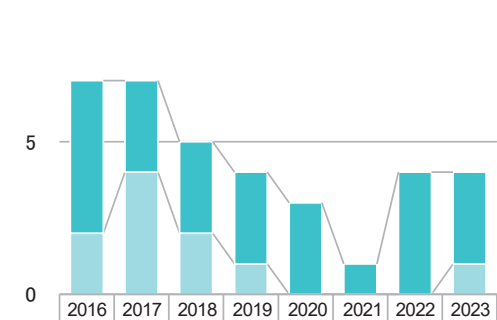
(Number)  
40



(Academic year of graduation)

**Graduate School of Law**

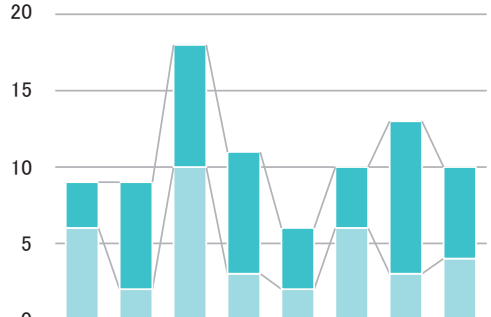
(Number)  
10



(Academic year of graduation)

**Graduate School of Economics**

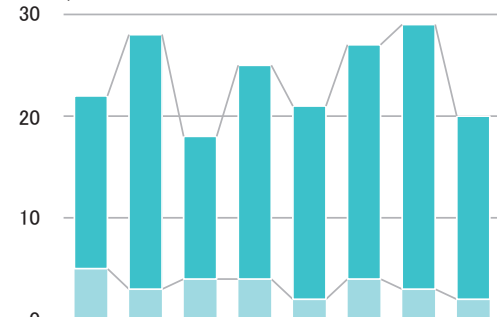
(Number)  
20



(Academic year of graduation)

**Graduate School of Science**

(Number)  
30



(Academic year of graduation)

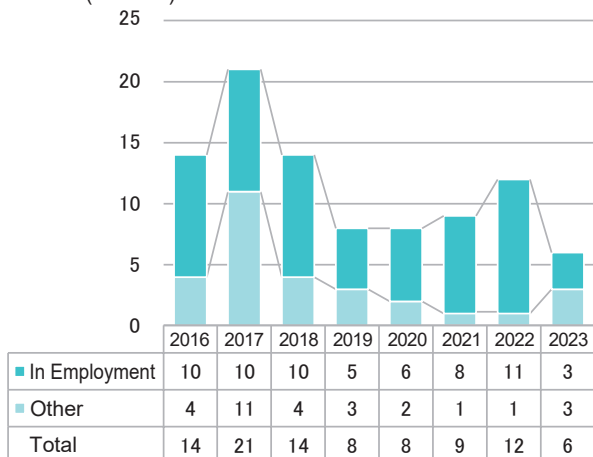
- "In employment" includes employment at a company or as a teacher or civil servant, or other employment.
- "Other" includes those preparing for national exams and those not yet in employment, etc.

Source: Kyushu University Information

## 7-3-2. Career Paths and Employment Status of Graduates and Those whose Withdrawal with Completion of the Course Requirements (Doctoral Programs: by Graduate School) (Continued)

**Graduate School of Mathematics**

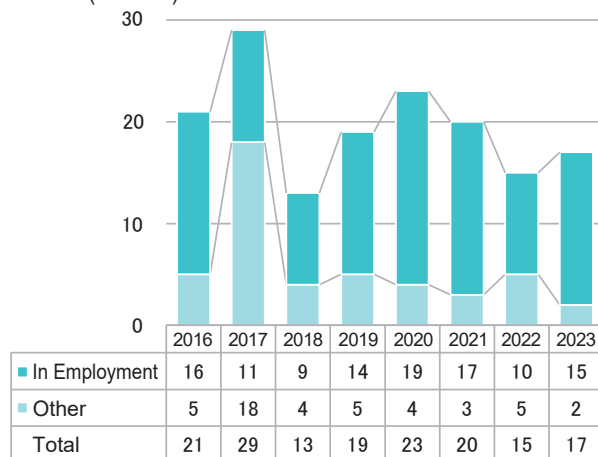
(Number)



(Academic year of graduation)

**Graduate School of Systems Life Sciences**

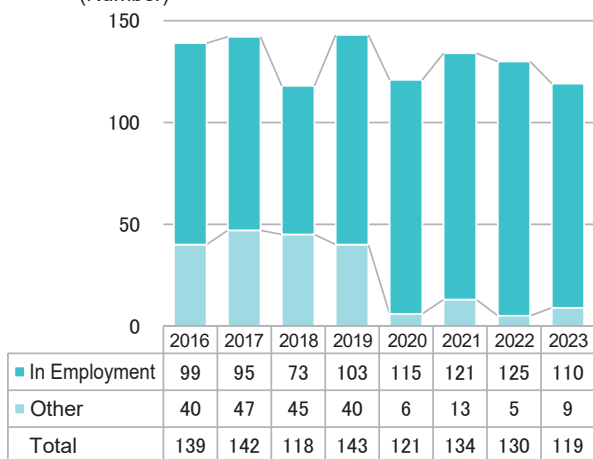
(Number)



(Academic year of graduation)

**Graduate School of Medical Sciences**

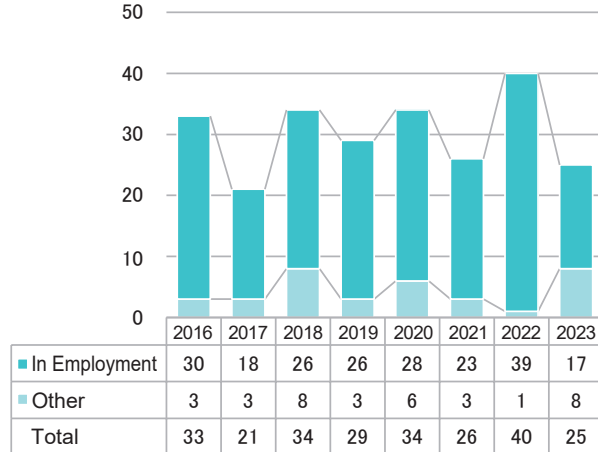
(Number)



(Academic year of graduation)

**Graduate School of Dental Science**

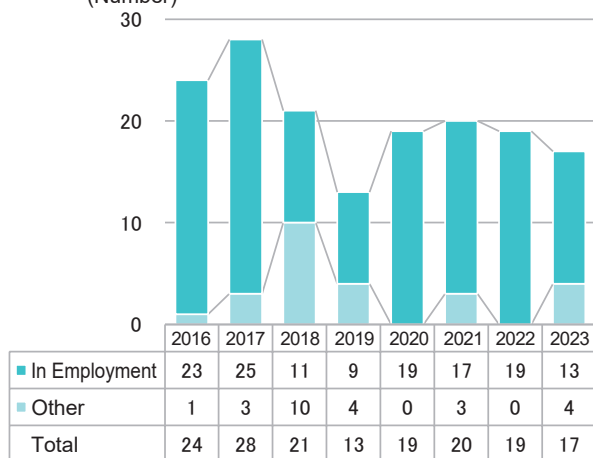
(Number)



(Academic year of graduation)

**Graduate School of Pharmaceutical Sciences**

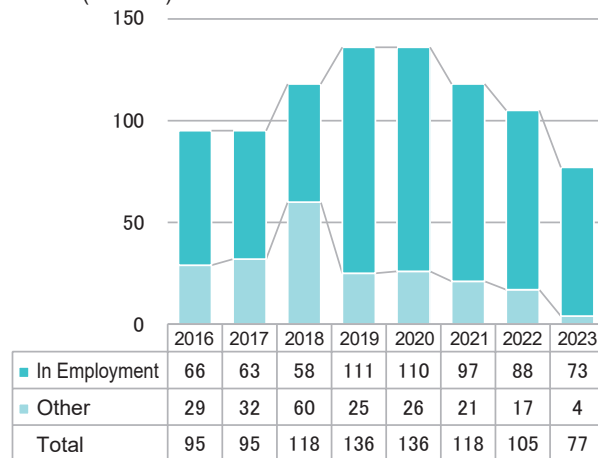
(Number)



(Academic year of graduation)

**Graduate School of Engineering**

(Number)

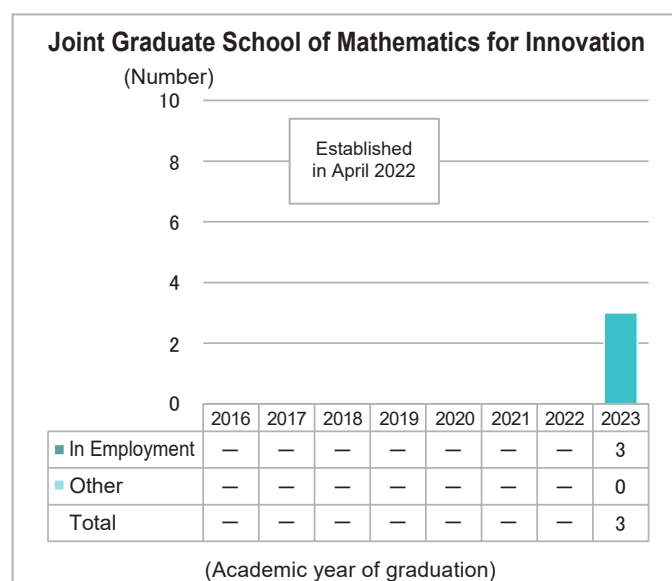
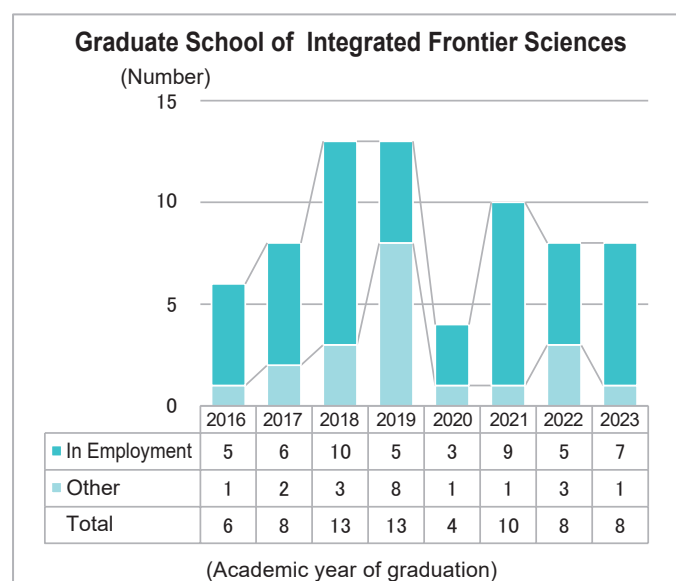
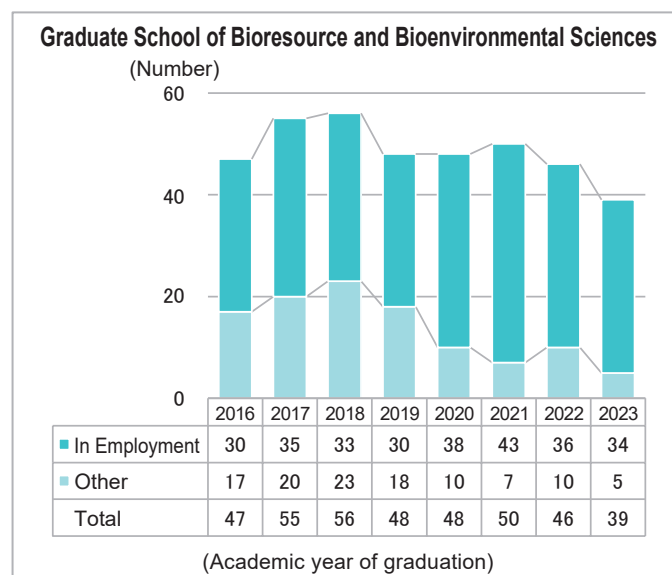
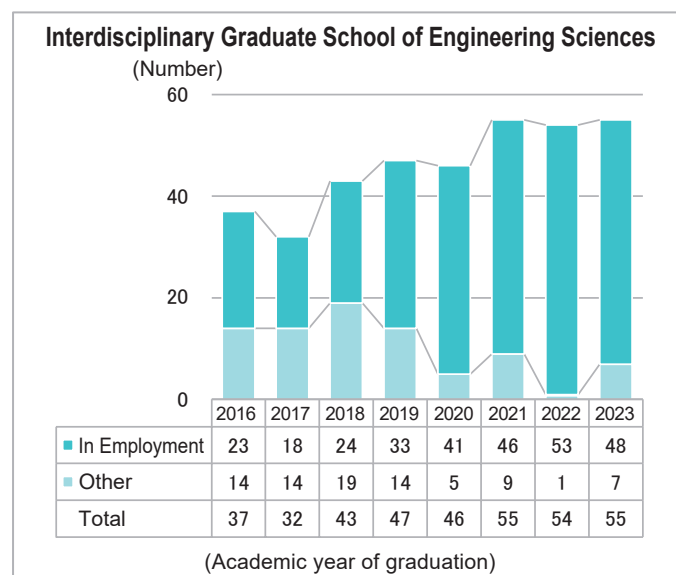
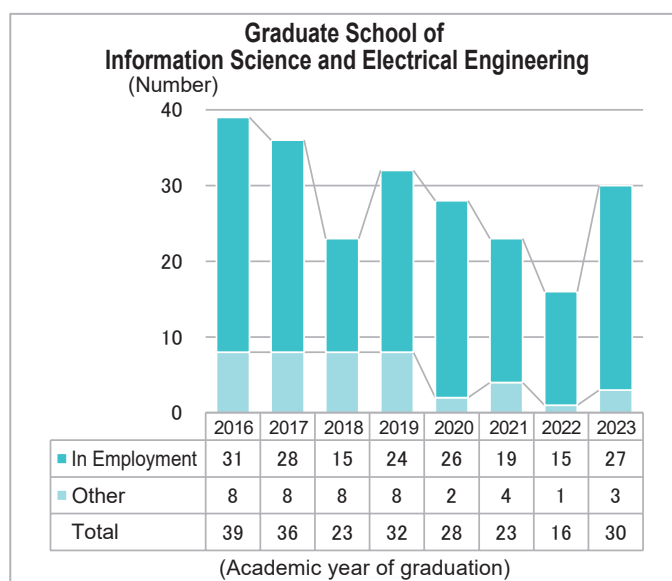
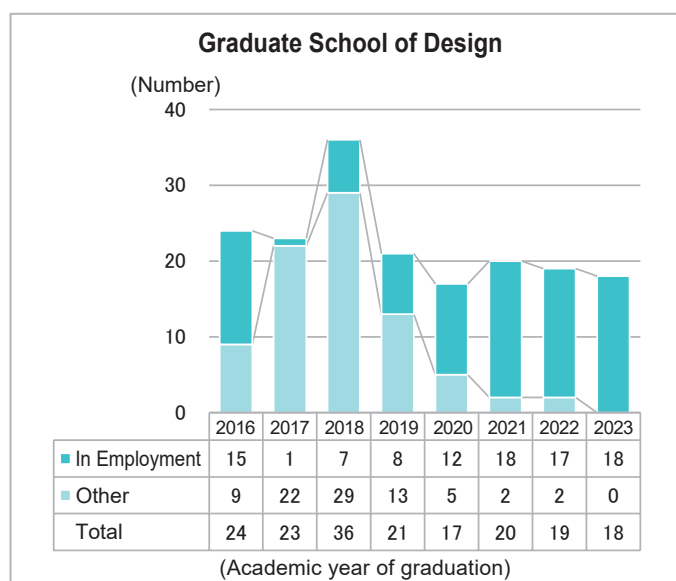


(Academic year of graduation)

- "In employment" includes employment at a company or as a teacher or civil servant, or other employment.
- "Other" includes those preparing for national exams and those not yet in employment, etc.

Source: Kyushu University Information

## 7-3-2. Career Paths and Employment Status of Graduates and Those whose Withdrawal with Completion of the Course Requirements (Doctoral Programs: by Graduate School) (Continued)



- “In employment” includes employment at a company or as a teacher or civil servant, or other employment.
- “Other” includes those preparing for national exams and those not yet in employment, etc.

Source: Kyushu University Information