

1. Overview and Comparisons with Other Universities (as of May 1, 2019)

1-1. Overview of Kyushu University

1-1-1. Composition of Schools and Faculties

Schools (12)	Graduate Schools (18)	Graduate Schools (Faculties) (16)
School of Interdisciplinary Science and Innovation	Graduate School of Humanities	Faculty of Humanities
School of Letters	Graduate School of Integrated Sciences for Global Society	Faculty of Social and Cultural Studies
School of Education	Graduate School of Human-Environment Studies	Faculty of Human-Environment Studies
School of Law	Graduate School of Law	Faculty of Law
School of Economics	Law School (Professional Graduate School)	Faculty of Economics
School of Science	Graduate School of Economics	Faculty of Languages and Cultures
School of Medicine	Graduate School of Science	Faculty of Science
School of Dentistry	Graduate School of Mathematics	Faculty of Mathematics
School of Pharmaceutical Sciences	Graduate School of Systems Life Sciences	Faculty of Medical Sciences
School of Engineering	Graduate School of Medical Sciences	Faculty of Dental Science
School of Design	Graduate School of Dental Science	Faculty of Pharmaceutical Sciences
School of Agriculture	Graduate School of Pharmaceutical Sciences	Faculty of Engineering
	Graduate School of Engineering	Faculty of Design
	Graduate School of Design	Faculty of Information Science and Electrical Engineering
	Graduate School of Information Science and Electrical Engineering	Faculty of Engineering Sciences
	Interdisciplinary Graduate School of Engineering Sciences	Faculty of Agriculture
	Graduate School of Bioresource and Bioenvironmental Sciences	
	Graduate School of Integrated Frontier Sciences	
Faculty of Arts and Science *1		
Institute for Advanced Study		
Research Institutes (4) Medical Institute of Bioregulation*2, Research Institute for Applied Mechanics*2, Institute for Materials Chemistry and Engineering*2, Institute of Mathematics for Industry*2		
International Institute (International Institute for Carbon-Neutral Energy Research)		
Kyushu University Hospital		
University Library		
Research Institute for Information Technology *2		
Kyushu University Platform of Inter/Transdisciplinary Energy Research		
Kyushu University Institute for Asian and Oceanian Studies		

*1 Indicates facilities certified as a Joint usage/ education center. *2 Indicates facilities certified as a Joint usage/ research center.

1-1-2. Number of Students, Faculty and Staff Members

		Enrollment Capacity	Entrants		Total Capacity	Students Enrolled		
			Total	Of which, women students		Total	Of which, women students	
Students	School	2,555	2,638	804	10,608	11,647	3,389	
	Graduate School	Master's Program	1,748	1,787	400	3,486	4,011	992
		Professional Degree Program	140	125	49	325	301	108
		Doctoral program	780	557	165	1,713	2,660	781
	Total	5,223	5,107	1,418	16,132	18,619	5,270	

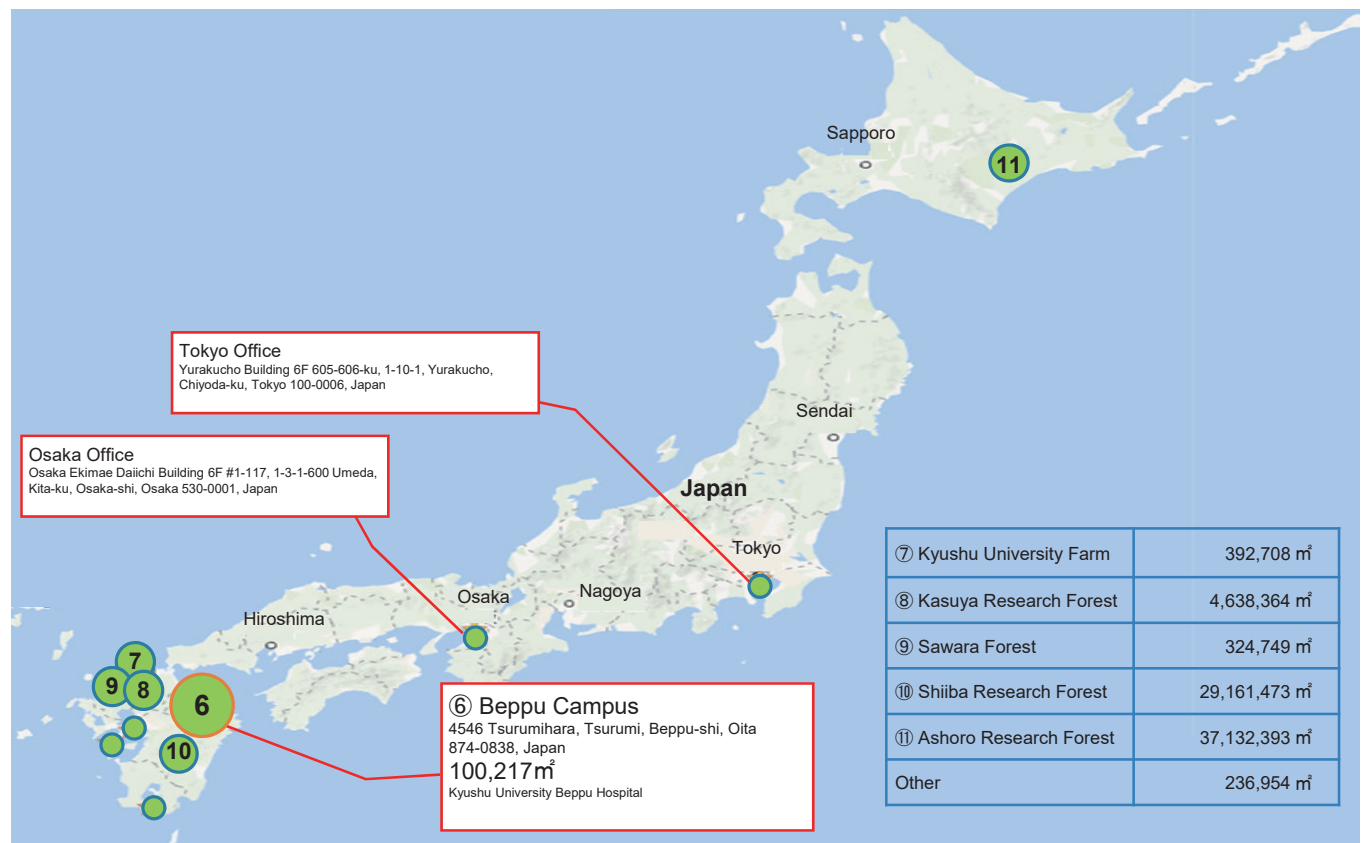
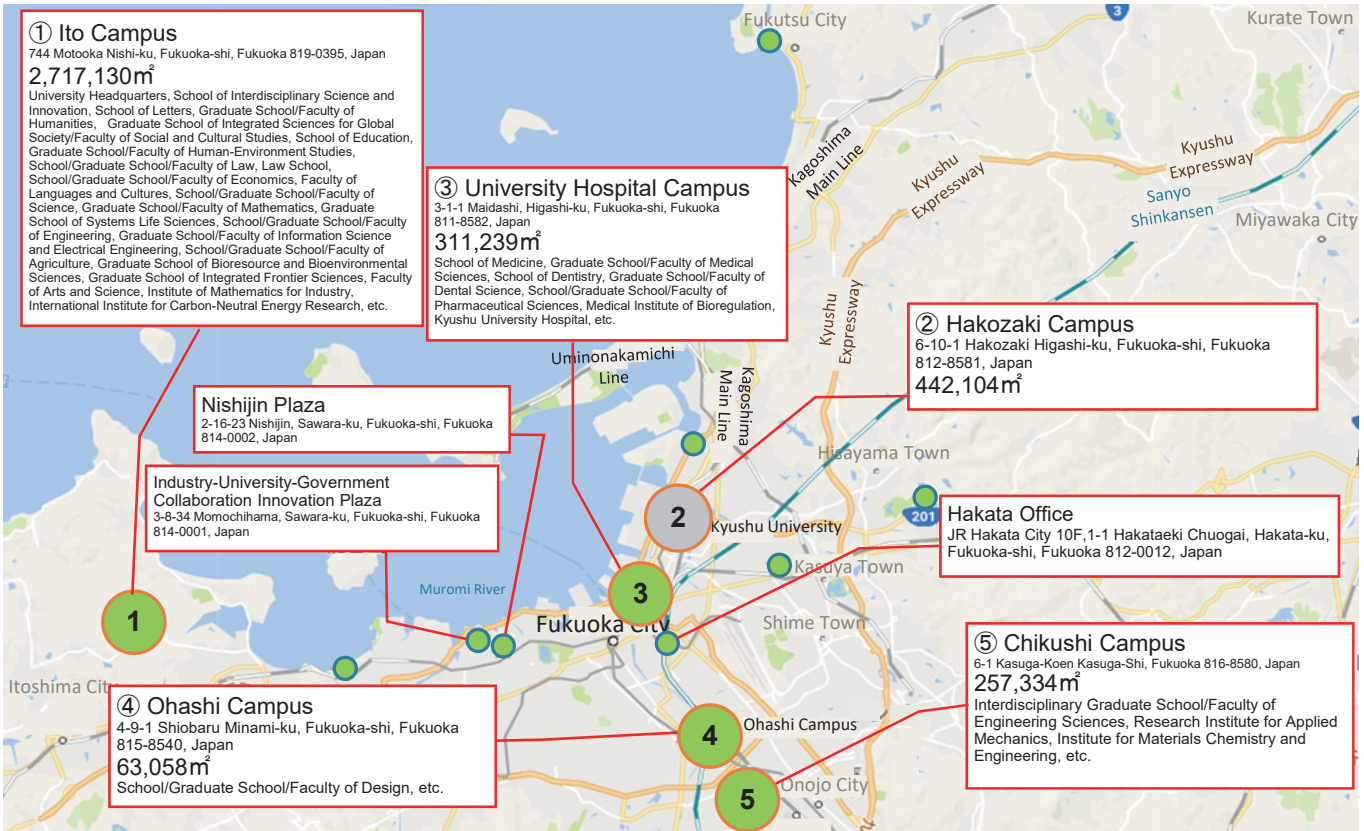
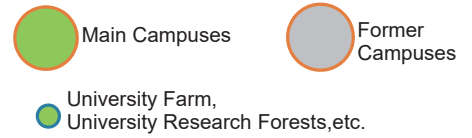
Faculty and Staff Members	Faculty		Staff		Total	
	Total	Of which, women faculty	Total	Of which, women staff	Total	Of which, women Faculty and Staff
	2,074	275	2,332	1,423	4,406	1,698

*Source: *Kyushu University Information* (as of May 1, 2019)

*Total Capacity only: *General Regulations of Undergraduate Schools of Kyushu University, General Regulations of Graduate Schools of Kyushu University*

1-2. Main Campuses

Total campus area: 75,777,723 m²



*Source: *Kyushu University Information* (as of May 1, 2019)

1-3. Comparisons with Other Universities: Scale (National Universities)

Number of Undergraduate Schools

Rank	University	Number of Undergraduate Schools
1	Hokkaido University	12
1	Hiroshima University	12
1	Kyushu University	12
4	Osaka University	11
4	Okayama University	11
6	Tohoku University	10
6	Chiba University	10
6	The University of Tokyo	10
6	Niigata University	10
6	Kyoto University	10
6	Kobe University	10

(2018)

Undergraduate Enrollment Capacity

Rank	University	Number
1	Osaka University	3,255
2	The University of Tokyo	3,063
3	Kyoto University	2,823
4	Kobe University	2,670
5	Kyushu University	2,555
6	Hokkaido University	2,485
7	Tohoku University	2,396
8	Hiroshima University	2,338
9	Chiba University	2,322
10	Niigata University	2,242

(2018)

Ratio of Applicants to Undergraduate Places

Rank	University	Applicants Per Place
1	Tokyo Institute of Technology	5.48
2	Chiba University	4.97
3	Kobe University	4.33
4	Hokkaido University	4.01
5	Tohoku University	3.55
6	Kyushu University	3.45
7	Hiroshima University	3.43
8	Kyoto University	3.23
9	The University of Tokyo	3.22
10	University of Tsukuba	3.13

(2018)

*Source: Each university's website and *University Information*, 2018

Undergraduate Enrollment Capacity, Number of Students Enrolled, Student Quota Fill Rate

Rank	University	Enrollment Capacity (number)	Students Enrolled (number)	Student Quota Fill Rate (%)
1	Osaka University	13,546	15,355	113.3
2	The University of Tokyo	12,588	13,997	111.1
3	Kyoto University	11,809	13,220	111.9
4	Kobe University	10,704	11,589	108.3
5	Kyushu University	10,658	11,746	110.2
6	Hokkaido University	10,535	11,429	108.4
7	Tohoku University	10,030	11,012	109.7
8	Hiroshima University	9,971	10,887	109.1
9	Chiba University	9,880	10,561	106.8
10	Niigata University	9,534	10,308	108.1

(2017)

* According to "classification based on financial analysis of national university corporations" conducted by the National University Corporation Evaluation Committee, national universities composing Group A * and RU11 ** have been defined as the top 14 universities and ranked in order.

Top 14 universities: Hokkaido University, Tohoku University, University of Tsukuba, Chiba University, The University of Tokyo, Tokyo Institute of Technology, Niigata University, Nagoya University, Kyoto University, Osaka University, Kobe University, Okayama University, Hiroshima University, Kyushu University (ordered by university number)

* Group A (13 universities): National university corporations with a student admission capacity of 10,000 students or more and possessing ten or more schools, etc. (For universities that employ academic schools, academic colleges and similar systems, only student admission capacity is considered.)

** RU11 (Research University 11) is a consortium that aims to develop academia via eleven universities: Hokkaido University, Tohoku University, University of Tsukuba, The University of Tokyo, Waseda University, Keio University, Tokyo Institute of Technology, Nagoya University, Kyoto University, Osaka University, and Kyushu University. RU11 is composed of both national and private universities.

*Source: MEXT, *FY2017 Operational Performance Report*

1-3. Comparisons with Other Universities: Scale (National Universities) (Continued)

Number of Graduate Schools

Rank	University	Number of Graduate Schools
1	Hokkaido University	18
1	Kyoto University	18
1	Kyushu University	18
4	Osaka University	16
5	Tohoku University	15
5	The University of Tokyo	15
5	Kobe University	15
8	Chiba University	13
8	Nagoya University	13
10	Hiroshima University	11

(2018)

Graduate School Enrollment Capacity

(Unit: number of students)

Rank	University	Enrollment Capacity Total	Master's Program	Professional Degree Program	Doctoral Programs
1	The University of Tokyo	4,925	2,843	385	1,697
2	Kyoto University	3,705	2,261	314	1,130
3	Osaka University	3,047	2,025	80	942
4	Chiba University	3,001	1,922	160	919
5	Tohoku University	2,674	1,773	120	781
6	Kyushu University	2,668	1,748	140	780
7	University of Tsukuba	2,455	1,710	66	679
8	Nagoya University	2,413	1,634	50	729
9	Hokkaido University	2,367	1,603	100	664
10	Tokyo Institute of Technology	2,151	1,544	40	567

(2018)

*Source: Each university's website and *University Information*, 2018

Graduate School Enrollment Capacity, Number of Students Enrolled, Student Quota Fill Rate

Rank	University	Graduate Schools Total			Master's Programs			Professional Degree Programs			Doctoral Programs		
		Enrollment Capacity (Number)	Students Enrolled (Number)	Student Quota Fill Rate (%)	Enrollment Capacity (Number)	Students Enrolled (Number)	Student Quota Fill Rate (%)	Enrollment Capacity (Number)	Students Enrolled (Number)	Student Quota Fill Rate (%)	Enrollment Capacity (Number)	Students Enrolled (Number)	Student Quota Fill Rate (%)
1	The University of Tokyo	11,999	13,402	111.6	5,686	6,830	120.1	995	842	84.6	5,318	5,730	107.7
2	Kyoto University	8,955	9,272	103.5	4,522	4,945	109.3	788	699	88.7	3,645	3,628	99.5
3	Osaka University	7,423	7,913	106.6	4,018	4,548	113.1	240	143	59.5	3,165	3,222	101.8
4	Tohoku University	6,452	6,904	107.0	3,550	4,070	114.6	290	232	80.0	2,612	2,602	99.6
5	Kyushu University	6,414	6,962	108.5	3,584	4,145	115.7	325	297	91.4	2,505	2,520	100.6
6	University of Tsukuba	5,686	6,834	120.1	3,419	4,163	121.7	168	185	110.1	2,099	2,486	118.4
7	Hokkaido University	5,622	6,067	107.9	3,178	3,598	113.2	250	209	83.6	2,194	2,260	103.0
8	Nagoya University	5,549	5,921	106.7	3,033	3,554	117.1	170	80	47.0	2,346	2,287	97.4
9	Tokyo Institute of Technology	4,302	4,016	93.3	3,088	3,289	106.5	80	75	93.7	1,134	652	57.4
10	Kobe University	4,082	4,555	111.5	2,477	2,632	106.3	378	312	82.5	1,227	1,611	131.3

(2017)

• According to "classification based on financial analysis of national university corporations" conducted by the National University Corporation Evaluation Committee, national universities composing Group A and RU11 have been defined as the top 14 universities and ranked in order.

Top 14 universities: Hokkaido University, Tohoku University, University of Tsukuba, Chiba University, The University of Tokyo, Tokyo Institute of Technology, Niigata University, Nagoya University, Kyoto University, Osaka University, Kobe University, Okayama University, Hiroshima University, Kyushu University (ordered by university number)

• Figures for admission capacity were calculated in accordance with Article 4 (Admission Capacity of Law Schools) of MEXT Notice No. 53 (Notice on Necessary Matters Regarding Professional Graduate Schools).

*Source: MEXT, *FY2017 Operational Performance Report*

1-3. Comparisons with Other Universities: Scale (National Universities) (Continued)

Number of International Students Among Undergraduate Students Enrolled

Rank	University	Number
1	Hokkaido University	510
2	University of Tsukuba	353
3	Osaka University	346
4	The University of Tokyo	277
5	Kyushu University	275
6	Nagoya University	268
7	Tokyo Institute of Technology	239
8	Kyoto University	223
9	Tohoku University	212
10	Okayama University	199

(2017)

International Students as a Percentage of Undergraduate Students Enrolled

Rank	University	%
1	Tokyo Institute of Technology	10.5
2	Hokkaido University	4.4
3	University of Tsukuba	3.5
4	Nagoya University	2.7
5	Kyushu University	2.3
6	Osaka University	2.2
7	The University of Tokyo	1.9
7	Tohoku University	1.9
7	Okayama University	1.9
10	Kyoto University	1.6

(2017)

Women Students as a Percentage of Undergraduate Students Enrolled

Rank	University	%
1	Okayama University	42.9
2	University of Tsukuba	40.1
3	Chiba University	39.8
4	Niigata University	39.7
5	Hiroshima University	37.5
6	Kobe University	36.4
7	Osaka University	34.2
8	Nagoya University	30.5
9	Hokkaido University	29.0
10	Kyushu University	28.6

(2018)

Number of International Students Among Graduate School Students Enrolled

Rank	University	Number
1	The University of Tokyo	2,663
2	University of Tsukuba	1,552
3	Kyushu University	1,538
4	Kyoto University	1,514
5	Tohoku University	1,371
6	Hokkaido University	1,341
7	Osaka University	1,311
8	Nagoya University	1,215
9	Hiroshima University	1,122
10	Tokyo Institute of Technology	975

(2017)

International Students as a Percentage of Graduate School Students Enrolled

Rank	University	%
1	Hiroshima University	24.8
2	Tokyo Institute of Technology	24.2
3	University of Tsukuba	22.7
4	Hokkaido University	22.1
5	Kyushu University	22.0
6	Nagoya University	20.5
7	Tohoku University	19.8
7	The University of Tokyo	19.8
9	Osaka University	16.5
10	Kobe University	16.4

(2017)

Women Students as a Percentage of Graduate School Students Enrolled

Rank	University	%
1	University of Tsukuba	36.0
2	Hiroshima University	35.8
3	Kobe University	32.8
4	Chiba University	31.9
5	Nagoya University	30.0
6	Okayama University	29.4
7	Hokkaido University	29.1
8	The University of Tokyo	29.0
9	Osaka University	28.9
10	Niigata University	28.2
11	Kyushu University	27.2

(2018)

• According to "classification based on financial analysis of national university corporations" conducted by the National University Corporation Evaluation Committee, national universities composing Group A and RU11 have been defined as the top 14 universities and ranked in order. Top 14 universities: Hokkaido University, Tohoku University, University of Tsukuba, Chiba University, The University of Tokyo, Tokyo Institute of Technology, Niigata University, Nagoya University, Kyoto University, Osaka University, Kobe University, Okayama University, Hiroshima University, Kyushu University (ordered by university number)

*Source: Number of International Students and Percentage of International Students: MEXT, *FY2017 Operational Performance Report*
Percentage of Women Students: Each university's website and *University Information*

1-3. Comparisons with Other Universities: Scale (National Universities) (Continued)

Number of Faculty Members

Rank	University	Number
1	The University of Tokyo	3,889
2	Kyoto University	3,361
3	Osaka University	3,242
4	Tohoku University	3,155
5	Kyushu University	2,431
6	Hokkaido University	2,412
7	University of Tsukuba	2,408
8	Nagoya University	2,367
9	Hiroshima University	1,894
10	Kobe University	1,753

(2017)

Number of Students per Faculty Member

Rank	University	Number
1	Niigata University	10.2
2	Chiba University	9.2
3	Kobe University	8.9
4	Okayama University	7.9
5	Hiroshima University	7.7
6	Kyushu University	7.5
7	Hokkaido University	7.1
8	Osaka University	7.0
9	The University of Tokyo	6.7
10	Kyoto University	6.6

(2017)

Number of Staff

Rank	University	Number
1	The University of Tokyo	4,026
2	Kyoto University	3,446
3	Tohoku University	3,265
4	Osaka University	3,107
5	Hokkaido University	3,103
6	Nagoya University	2,437
7	Okayama University	2,426
8	Kobe University	2,033
9	University of Tsukuba	2,032
10	Chiba University	1,976
	⋮	
14	Kyushu University	1,376

(2017)

*Source: MEXT, FY2017 Operational Performance Report

Number of Women Faculty Members

Rank	University	Number
1	Osaka University	320
2	The University of Tokyo	257
3	University of Tsukuba	218
4	Nagoya University	191
5	Kyoto University	177
6	Chiba University	168
7	Kyushu University	167
8	Tohoku University	165
9	Hiroshima University	158
10	Kobe University	151

(2018)

Number of International Faculty Members

Rank	University	Number
1	Osaka University	139
2	Kyoto University	104
3	Tohoku University	92
4	Kyushu University	89
5	The University of Tokyo	84
6	University of Tsukuba	65
7	Hokkaido University	64
8	Hiroshima University	59
9	Kobe University	49
10	Nagoya University	39

(2018)

Management Expenses Grants
(Unit: million JPY)

Rank	University	Sum Allocated
1	The University of Tokyo	81,395
2	Kyoto University	55,519
3	Osaka University	45,505
4	Tohoku University	45,349
5	Kyushu University	42,733
6	University of Tsukuba	39,854
7	Hokkaido University	35,715
8	Nagoya University	31,736
9	Hiroshima University	25,163
10	Kobe University	21,221

(2018)

• According to "classification based on financial analysis of national university corporations" conducted by the National University Corporation Evaluation Committee, national universities composing Group A and RU11 have been defined as the top 14 universities and ranked in order.
Top 14 universities: Hokkaido University, Tohoku University, University of Tsukuba, Chiba University, The University of Tokyo, Tokyo Institute of Technology, Niigata University, Nagoya University, Kyoto University, Osaka University, Kobe University, Okayama University, Hiroshima University, Kyushu University (ordered by university number)

*Source: Number of Women Faculty Members, Number of International Faculty Members: Asahi Shimbun Publications, 2020 University Rankings
Management Expenses Grant: Each university's FY2018 University Information and FY2018 University Annual Plan

1-4. Comparisons with Other Universities: Education (National, Public, and Private Universities)

Area of School Buildings

Rank	University	m ²
1	Nihon University	1,007,638
2	Kyushu University	849,729
3	The University of Tokyo	819,737
4	Osaka University	701,661
5	Kyoto University	635,961
6	Waseda University	614,576
7	Hokkaido University	556,964
8	Ritsumeikan University	527,104
9	Tokai University	526,007
10	Niigata University	520,080

(2018)

Second/Third year Transfer Students From Other Universities

Rank	University	Number
1	Kansai Gaidai University	496
2	Toyohashi University of Technology	354
3	Nihon University	352
4	Nagaoka University of Technology	337
5	Kokugakuin University	183
6	Tokyo University of Agriculture	165
7	Hokuriku University	146
8	Okayama Shoka University	144
9	Tokyo University of Social Welfare	131
10	Mukogawa Women's University	130
⋮		
36	Kyushu University	60

(2018)

Number of Books in Library Collection

Rank	University	Books
1	The University of Tokyo	9,665,812
2	Kyoto University	7,093,273
3	Nihon University	5,717,671
4	Waseda University	5,600,589
5	Keio University	4,954,295
6	Kyushu University	4,199,828
7	Tohoku University	4,142,543
8	Osaka University	3,883,931
9	Hokkaido University	3,830,206
10	Kobe University	3,771,350

(2018)

Index Evaluation :Index Total from Books, Accepted, Lending, and Library Fee

Rank	University	Books	Accepted	Lending	Library Fee	Index Evaluation
1	The University of Tokyo	52.63	47.78	34.10	100.00	100.00
2	International Christian University	38.85	42.04	100.00	50.73	98.77
3	Nara University	36.20	100.00	45.30	38.29	93.72
4	Tenri University	100.00	53.52	11.98	52.88	93.12
5	Kyoto University	48.17	46.08	37.54	55.45	79.84
6	Tsurumi University	42.68	49.61	25.72	68.58	79.57
7	Hitotsubashi University	58.13	32.64	39.63	53.07	78.24
8	Kyushu University	34.61	47.78	30.29	60.59	73.89
9	Soka University	21.02	35.25	65.50	50.18	73.32
10	Gakushuin University	29.98	38.38	26.95	69.39	70.23

(2018)

Number of Books Accepted

Rank	University	Books
1	Kwansei Gakuin University	138,298
2	The University of Tokyo	103,472
3	Kyoto University	80,068
4	Kyushu University	68,383
5	Nagoya University	58,819
6	Waseda University	56,201
7	Nihon University	49,619
8	Keio University	47,369
9	Doshisha University	43,461
10	Tokyo Metropolitan University	42,653

(2018)

•Perspectives on Rankings (Quoted from Source)

In November 2018, questionnaires were sent to library directors at 755 national, public and private universities Nationwide. The responses from the 728 schools that had replied by early January 2019 were tallied. In regard to the number of books in the collection for each student targeted for aid, the number of accepted books, the number of books lent (students), and library fees, each figure is indexed with a maximum value of 100. The index evaluation for the overall ranking is a total of the indexes of each item expressed with a maximum value of 100. However, universities with fewer than 2,000 students targeted for aid and universities established less than 4 years ago have been excluded from the tally. In addition, in the case that junior colleges and other schools are also considered, the number of students targeted for aid includes these students as well. Library fees were calculated by adding the total cost of materials together with other library expenses.

*Source: Asahi Shimbun Publications, 2020 University Rankings

1-4. Comparisons with Other Universities: Education (National, Public, and Private Universities) (Continued)

Percentage Going on to Graduate School

Undergraduate Schools of Science, Technology, and Engineering		School of Science		Undergraduate Schools of Agriculture, Biological Sciences	
University	%	University	%	University	%
Kyoto University (Engineering)	87.5 (1)	The University of Tokyo (Science)	85.7 (1)	Kyoto University (Agriculture)	76.8 (1)
Tohoku University (Engineering)	87.1 (2)	Tohoku University (Science)	82.6 (2)	Tohoku University (Agriculture)	76.8 (1)
Nagaoka University of Technology Engineering	86.3 (3)	Hokkaido University (Science)	82.6 (2)	Kobe University (Agriculture)	76.2 (3)
Nagoya University (Engineering)	85.8 (4)	Kyoto University (Science)	80.3 (4)	Nagoya University (Agriculture)	75.8 (4)
Osaka University (Engineering)	84.5 (5)	Osaka University (Science)	77.7 (5)	Hokkaido University (Agriculture)	74.3 (5)
Hokkaido University (Engineering)	83.1 (6)	Kobe University (Science)	75.8 (6)	Hokkaido University (Fishery)	71.3 (6)
Kyushu University (Engineering)	82.3 (7)	Kyushu University (Science)	74.6 (7)	Kyushu University (Agriculture)	70.8 (7)
Osaka Prefecture University (Engineering)	82.1 (8)	Nagoya University (Science)	74.5 (8)	University of Tsukuba (Life and Environmental Sciences)	70.6 (8)
Osaka University (Basic Engineering)	81.8 (9)	Hiroshima University (Science)	72.0 (9)	Tokyo University of Agriculture and Technology (Agriculture)	60.0 (9)
Waseda University (Advanced Science and Engineering)	80.0 (10)	University of Hyogo (Science)	71.3 (10)	Osaka Prefecture University (Life and Environmental Sciences)	59.1 (10)
School of Law		Undergraduate Schools of Economics, Management, Commerce			
University	%	University	%		
Kyoto University (Law)	24.3 (1)	Okayama Shoka University (Economics)	33.5 (1)		
Hitotsubashi University (Law)	22.7 (2)	Josai International University (Management & Information Sciences)	8.4 (2)		
The University of Tokyo (Law)	20.3 (3)	Fukuyama University (Economics)	8.4 (2)		
Osaka University (Legal)	18.3 (4)	Osaka University (Economics)	8.0 (4)		
Hokkaido University (Law)	17.4 (5)	Hitotsubashi University (Commerce)	7.4 (5)		
Osaka Institute of Technology (Intellectual Property)	17.2 (6)	The University of Tokyo (Economics)	7.3 (6)		
Kyushu University (Law)	17.1 (7)	Kyushu University (Economics)	7.1 (7)		
Kobe University (Law)	17.1 (8)	Nagoya University (Economics)	6.8 (8)		
Nagoya University (Law)	16.9 (9)	Hitotsubashi University (Economics)	6.7 (9)		
Waseda University (Law)	14.0 (10)	Aichi Sangyo University (Management)	6.7 (9)		

Admission of Adult Students (2018)

Rank	University	Points
1	Toyo University	72.7
2	Waseda University	57.7
3	Kansai University	56.8
3	Hosei University	56.8
5	Ritsumeikan University	55.2
6	Tohoku University	50.2
7	Kyushu University	49.0
8	Nihon University	46.3
9	Doshisha University	45.4
10	Hokkaido University	44.2

(2018)

•Perspectives on Rankings (Quoted from Source)

Based on surveys of universities conducted between November 2018 and January 2019 by Recurrent Education Network and Alternatives (RENA), Evaluations were carried out with regard to the state of implementation Nationwide for first year of undergraduate schools, second/third year transfers students from other universities, enrollments for bachelor degrees and postgraduate master's programs, doctoral programs, admission systems for adult students for professional degree programs, and other systems for adult students. RENA is a private-sector library (voluntary organization) that gathers information on universities and graduate schools Nationwide. Through organizations such as *Web daigakuten.com*, it provides information on entrance exams for universities, undergraduate schools, and graduate schools, as well as on the details of education and research.

*Source: Asahi Shimbun Publications, 2020 University Rankings

1-5. Comparisons with Other Universities: Employment (National, Public, and Private Universities)

◆ Most Popular Employers ◆

Toyota Motor Corporation

Rank	University	Number
1	Nagoya University	40
2	Waseda University	31
3	Kyushu University	30
4	Osaka University	26
5	Nagoya Institute of Technology	25
6	Keio University	24
7	Kobe University	18
7	Tokyo Institute of Technology	18
9	Tohoku University	17
9	Tokyo University of Science	17

(2018)

Hitachi, Ltd.

Rank	University	Number
1	Waseda University	46
2	Osaka University	32
3	Keio University	29
4	Tohoku University	25
4	Hokkaido University	25
6	Tokyo Institute of Technology	23
7	Nagoya University	21
8	Kyushu University	18
9	University of Tsukuba	16
10	Chuo University	15
10	Tokyo University of Science	15

(2018)

Meiji Co, Ltd. (Meiji Seika Pharma Co, Ltd.)

Rank	University	Number
1	Doshisha University	8
2	Keio University	6
3	Hokkaido University	5
4	Kyushu University	4
4	Nagoya University	4
4	Hiroshima University	4
4	Meiji University	4
8	Chiba University	3
8	Tokyo University of Agriculture and Technology	3
8	Tohoku University	3
8	Kyoritsu Women's University	3
8	Kindai University	3
8	Rikkyo University	3
8	Ritsumeikan University	3
8	Waseda University	3

(2018)

Panasonic Corporation

Rank	University	Number
1	Osaka University	48
2	Doshisha University	39
3	Ritsumeikan University	35
4	Waseda University	32
5	Kyushu University	24
6	Kobe University	23
6	Kansai University	23
8	Keio University	22
9	Osaka Prefecture University	19
10	Kwansei Gakuin University	16
10	Tokyo University of Science	16

(2018)

Itochu Corporation

Rank	University	Number
1	Keio University	31
2	Waseda University	23
3	Hitotsubashi University	10
4	Kobe University	7
5	Osaka University	5
6	Hokkaido University	4
6	Aoyama Gakuin University	4
6	Sophia University	4
9	Chuo University	3
9	Ritsumeikan University	3
11	Kyushu University	2

(2018)

Suntory Holdings Limited

Rank	University	Number
1	Waseda University	14
2	Osaka University	10
2	Keio University	10
4	Doshisha University	6
5	Meiji University	5
6	Kobe University	4
6	Tohoku University	4
6	Nagoya University	4
6	Hitotsubashi University	4
6	Rikkyo University	4
11	Kyushu University	3

(2018)

• Perspectives on Rankings (Quoted from Source)

Listed companies are taken from the "Mynavi/Nikkei 2019 Employer Popularity Ranking among New Graduates" (Mynavi Corporation). This survey was conducted targeting university juniors and first year graduate school students (as of the time of the survey) across the country expected to graduate in March 2019. Valid responses were received from 43,595 people. The popular employer ranking was tallied from the number in employment in 2018 at top companies (some excluded) from both the liberal arts and sciences. (Survey conducted by Daigaku Tsushin.) Some may include group companies. In addition, universities that did not respond to the questionnaire, such as the University of Tokyo and Kyoto University, as well as universities that did not respond in regard to some companies are not listed.

*Source: Asahi Shimbun Publications, 2020 University Rankings

1-5. Comparisons with Other Universities: Employment (National, Public, and Private Universities) (Continued)

Sony Corporation

Rank	University	Number
1	Waseda University	39
2	Keio University	31
3	Tokyo Institute of Technology	21
4	Osaka University	14
4	Tokyo University of Science	14
6	Tohoku University	13
7	University of Tsukuba	11
8	Kyushu University	9
8	Tokyo University of Agriculture and Technology	9
10	University of Electro-Communications	8

(2018)

Astellas Pharma Inc.

Rank	University	Number
1	Keio University	9
2	Osaka University	8
3	Tohoku University	4
3	University of Shizuoka	4
3	Kyoto Pharmaceutical University	4
3	Waseda University	4
7	Kyushu University	3
7	Tokyo Institute of Technology	3
7	Hokkaido University	3
7	Kitasato University	3
7	Tokyo University of Pharmacy and Life Sciences	3

(2018)

ASAHI BREWERIES, LTD.

Rank	University	Number
1	Doshisha University	8
2	Waseda University	7
3	Kyushu University	3
3	Hokkaido University	3
3	Kansai University	3
3	Sophia University	3
3	Seinan Gakuin University	3
3	Chukyo University	3
3	Rikkyo University	3
10	Osaka University	2
10	Kobe University	2
10	Gakushuin University	2
10	Kwansei Gakuin University	2
10	Hosei University	2
10	Meiji Gakuin University	2

(2018)

•Perspectives on Rankings (Quoted from Source)

Listed companies are taken from the "Mynavi/Nikkei 2019 Employer Popularity Ranking among New Graduates" (Mynavi Corporation). This survey was conducted targeting university juniors and first year graduate school students (as of the time of the survey) across the country expected to graduate in March 2019. Valid responses were received from 43,595 people. The popular employer ranking was tallied from the number in employment in 2018 at top companies (some excluded) from both the liberal arts and sciences. (Survey conducted by Daigaku Tsushin.) Some may include group companies. In addition, universities that did not respond to the questionnaire, such as the University of Tokyo and Kyoto University, as well as universities that did not respond in regard to some companies are not listed.

*Source: Asahi Shimbun Publications, 2020 University Rankings

1-6. Comparisons with Other Universities: International

QS World University Rankings (published June 2019)

2017/2018 Rank	2018/2019 Rank	2019/2020 Rank	2019/2020 Rank in Japan	University	Overall Score
1	1	1	—	Massachusetts Institute of Technology	100.0
2	2	2	—	Stanford University	98.4
3	3	3	—	Harvard University	97.4
6	5	4	—	University of Oxford	97.2
4	4	5	—	California Institute of Technology	96.9
				⋮	
28	23	22	1	The University of Tokyo	84.3
36	35	33	2	Kyoto University	80.5
56	58	58	3	Tokyo Institute of Technology	70.9
63	67	71	4	Osaka University	66.5
76	77	82	5	Tohoku University	63.7
116	111	115	6	Nagoya University	55.8
122	128	132	7	Hokkaido University	52.9
128	126	132	7	Kyushu University	52.9
203	208	196	9	Waseda University	44.4
192	198	200	10	Keio University	44.0

Academic Reputation

Rank in Japan	University	Score
1	The University of Tokyo	100.0
2	Kyoto University	98.7
3	Osaka University	80.8
4	Tokyo Institute of Technology	74.5
5	Tohoku University	69.5
6	Nagoya University	60.5
7	Waseda University	58.6
8	Hokkaido University	56.3
9	Kyushu University	55.5
10	Keio University	51.4

Employer Reputation

Rank in Japan	University	Score
1	The University of Tokyo	99.1
2	Kyoto University	92.5
3	Waseda University	86.9
4	Tokyo Institute of Technology	82.7
5	Keio University	77.2
6	Osaka University	67.5
7	Hitotsubashi University	66.8
8	Tohoku University	59.1
9	Kyushu University	49.2
10	Hokkaido University	47.1

Citations per Faculty

Rank in Japan	University	Score
1	The University of Tokyo	67.9
2	Tokyo Institute of Technology	61.3
3	Kyoto University	53.2
4	Osaka University	46.2
5	Tohoku University	43.1
6	Nagoya University	37.3
7	Hokkaido University	34.2
8	Kyushu University	32.6
9	University of Tsukuba	22.3
10	Tokyo Medical and Dental University	21.8

Faculty Student

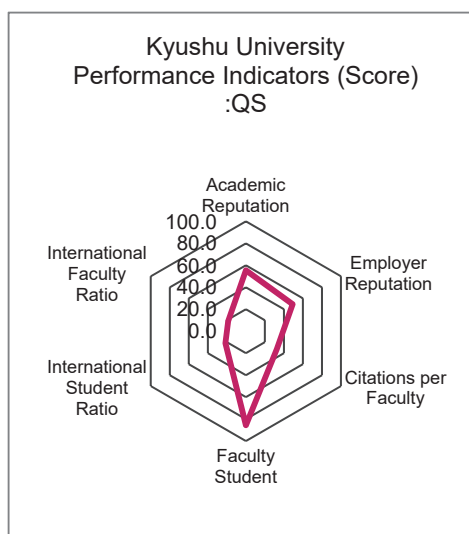
Rank in Japan	University	Score
1	Tokyo Medical and Dental University	100.0
2	Yokohama City University	99.9
3	Tohoku University	98.2
4	Kyoto University	96.3
5	The University of Tokyo	93.3
6	Nagoya University	90.6
7	Tokyo Institute of Technology	86.2
8	Kyushu University	85.6
9	Hokkaido University	84.4
10	Hiroshima University	84.1

International Student Ratio

Rank in Japan	University	Score
1	Waseda University	35.8
2	Tokyo Institute of Technology	31.3
3	University of Tsukuba	30.4
4	The University of Tokyo	26.2
5	Kyushu University	21.5
5	Hitotsubashi University	21.5
7	Nagoya University	21.3
8	Tohoku University	17.6
9	Kyoto University	17.5
10	Hiroshima University	17.1

International Faculty Ratio

Rank in Japan	University	Score
1	Tokyo Institute of Technology	30.7
2	Waseda University	29.2
2	Hitotsubashi University	29.2
4	Osaka University	23.1
5	Hokkaido University	20.0
6	Kyushu University	18.6
7	Nagoya University	17.7
8	University of Tsukuba	16.0
9	Kyoto University	15.4
10	Hiroshima University	13.8



*Source: Website of British world university evaluation body Quacquarelli Symonds (QS)

1-6. Comparisons with Other Universities: International (Continued)

THE World University Rankings (published September 2019)

*Overall scores for universities ranked below 200th are not published, so an estimated value is calculated from the scores for each indicator.

2017/2018 Rank	2018/2019 Rank	2019/2020 Rank	2019/2020 Rank in Japan	University	Overall Score
1	1	1	—	University of Oxford	95.4
3	5	2	—	University of California	94.5
2	2	3	—	University of Cambridge	94.4
3	3	4	—	Stanford University	94.3
5	4	5	—	Massachusetts Institute of Technology	93.6
				⋮	
46	42	37	1	The University of Tokyo	75.7
74	65	65	2	Kyoto University	67.7
201-250	251-300(265)	251-300(263)	3	Tohoku University	49.1
251-300	251-300(264)	301-350(301)	4	Tokyo Institute of Technology	46.9
301-350	301-350(303)	301-350(318)	5	Nagoya University	44.8
201-250	251-300(300)	301-350(344)	5	Osaka University	44.8
-	-	401-500(377)	7	University of Occupational and Environmental Health Japan	43.3
401-500	401-500(461)	401-500(415)	8	Tokyo Medical and Dental University	41.9
351-400	401-500(422)	401-500(462)	9	Kyushu University	40.1
501-600	401-500(478)	401-500(468)	10	Fujita Health University	39.9

Teaching (learning environment)

Rank in Japan	University	Score
1	The University of Tokyo	85.9
2	Kyoto University	73.7
3	Tohoku University	52.7
4	Osaka University	51.5
5	Tokyo Institute of Technology	51.2
6	Nagoya University	47.8
7	Hokkaido University	45.7
8	Tokyo Medical and Dental University	45.2
9	Kyushu University	44.2
10	University of Tsukuba	43.3

International Outlook (quality of faculty and students)

Rank in Japan	University	Score
1	University of Tsukuba	44.3
2	Tokyo Institute of Technology	40.5
3	Hokkaido University	39.2
4	Kyushu University	38.8
5	The University of Tokyo	38.2
6	Tohoku University	38.1
7	Osaka University	36.0
8	Kyoto University	33.7
8	Hiroshima University	33.7
10	Nagoya University	32.8

Industry Income (Innovation)

Rank in Japan	University	Score
1	Tohoku University	86.4
2	The University of Tokyo	77.4
3	Nagoya University	76.8
4	Kyushu University	75.3
5	Tokyo Institute of Technology	69.3
6	Kyoto University	66.2
7	Tokyo Medical and Dental University	63.1
8	Osaka University	63.0
9	Hokkaido University	58.7
10	Hiroshima University	49.9

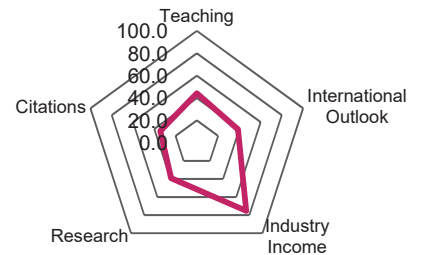
Research Volume, income, and reputation

Rank in Japan	University	Score
1	The University of Tokyo	89.6
2	Kyoto University	78.1
3	Tohoku University	54.4
4	Tokyo Institute of Technology	51.8
5	Osaka University	49.0
6	Nagoya University	47.8
7	Hokkaido University	40.1
8	Kyushu University	39.2
9	University of Tsukuba	37.2
10	Keio University	25.7

Citations

Rank in Japan	University	Score
1	University of Occupational and Environmental Health Japan	99.8
2	Teikyo University	95.9
3	Fujita Health University	91.1
4	The University of Tokyo	60.7
5	Kyoto University	59.9
6	Kindai University	58.4
7	Tokyo Medical and Dental University	58.1
8	Nippon Medical School	55.1
9	Tokyo Metropolitan University	54.6
10	Jikei University School of Medicine	51.4
	⋮	
17	Kyushu University	34.3

Kyushu University Performance Indicators (Score) :THE



*Source: Website of Times Higher Education (THE)

1-7. Comparisons with Other Universities: Reputation

◆Reputation Among University Presidents◆

Overall

Rank	University	Number
1	Kyoto University	135
2	Kanazawa Institute of Technology	80
3	Tokyo Institute of Technology	72
4	Akita International University	58
5	The University of Tokyo	57
6	Osaka University	53
7	Nagoya University	46
8	Tohoku University	41
9	Kindai University	40
10	Waseda University	39
⋮		
21	Kyushu University	15

(2018)

Education

Rank	University	Number
1	Kanazawa Institute of Technology	70
2	Akita International University	58
3	International Christian University	37
4	Tokyo Institute of Technology	34
5	Kyoai Gakuen University	28
6	Waseda University	21
7	Ritsumeikan Asia Pacific University	18
8	Matsumoto University	16
9	Sophia University	15
10	Kindai University	14
⋮		
31	Kyushu University	5

(2018)

Research

Rank	University	Number
1	Kyoto University	122
2	The University of Tokyo	49
3	Osaka University	45
4	Nagoya University	43
5	Tokyo Institute of Technology	38
6	Tohoku University	35
7	Kindai University	26
8	Keio University	18
8	Waseda University	18
10	University of Tsukuba	17
⋮		
12	Kyushu University	10

(2018)

•Perspectives on Rankings (Quoted from Source)

In November 2018, a questionnaire was sent to the presidents of 755 national, public, and private universities nationwide. The views of the 559 presidents who responded by late January 2019 were then tallied. The questionnaire asked respondents to list the names of up to six universities for each of two areas: systems and achievements in the field of education, and systems and education in the research field. The overall score is the sum of the scores for education and research.

◆Reputation Among the Public◆

Would be interested if hiring

Rank	University	Point
1	The University of Tokyo	1,176
2	Kyoto University	734
3	Waseda University	469
4	Keio University	419
5	Osaka University	176
6	Meiji University	119
7	Tohoku University	111
8	Kindai University	101
9	Hitotsubashi University	98
10	Kyushu University	89

(2018)

Proactively Contributes to the Community

Rank	University	Point
1	The University of Tokyo	648
2	Kyoto University	483
3	Waseda University	343
4	Kindai University	236
5	Keio University	194
6	Hokkaido University	175
7	Tohoku University	148
8	Osaka University	135
9	Kyushu University	116
10	Meiji University	100

(2018)

Graduates are appealing

Rank	University	Point
1	The University of Tokyo	1,097
2	Kyoto University	777
3	Waseda University	664
4	Keio University	592
5	Osaka University	159
6	Meiji University	123
7	Aoyama Gakuin University	111
8	Tohoku University	94
9	Kindai University	89
10	Kyushu University	61

(2018)

•Perspectives on Rankings (Quoted from Source)

From survey conducted by *Daigaku Tsushin*. This was an online survey among members of Nationwide, ranking universities by topic. The survey was conducted in June 2018. There were 1,000 respondents and the survey targeted company employees and public officials who had graduated from university. The survey was conducted without any regional bias and the ratio of men to women respondents was roughly 1 to 1. Respondents were asked to list up to six universities, three from anywhere in the country and three from the area in which they lived or the surrounding region. The answers were then scored in order of listing, with 3 points awarded for the first, 2 for the second, and 1 for the third.

*Source: Asahi Shimbun Publications, 2020 University Rankings

1-7. Comparisons with Other Universities: Reputation (Continued)

◆Reputation Among High Schools◆

Overall: Nationwide

Rank	University	Index Reputation
1	Tohoku University	100.00
2	Waseda University	78.33
3	The University of Tokyo	69.74
4	Meiji University	69.64
5	Akita International University	62.74
6	Kyoto University	59.00
7	Ritsumeikan University	56.03
8	Kanazawa Institute of Technology	53.69
9	Chuo University	37.88
10	Hosei University	37.78
⋮		
19	Kyushu University	26.55

(2018)

Overall: Kyushu & Okinawa

Rank	University	Index Reputation
1	Kyushu University	26.55
2	Kyushu Institute of Technology	25.14
3	Ritsumeikan Asia Pacific University	22.86
4	Fukuoka Institute of Technology	13.66
5	Seinan Gakuin University	10.90
6	Saga University	10.62
7	Fukuoka University	9.08
8	The University of Kitakyushu	8.99
9	Kumamoto University	7.07
10	Kyushu Sangyo University	6.55

(2018)

Development of student ability

Rank	University	Number
1	Tohoku University	170
2	The University of Tokyo	165
3	Kyoto University	138
4	Waseda University	82
5	Kanazawa Institute of Technology	67
6	Osaka University	64
6	Keio University	64
8	University of Tsukuba	63
9	Kyushu University	54
10	Tokyo University of Science	51

(2018)

Pursuing internationalization

Rank	University	Number
1	Akita International University	271
2	Sophia University	146
3	International Christian University	127
4	Waseda University	118
5	Tokyo University of Foreign Studies	96
6	Ritsumeikan Asia Pacific University	94
7	The University of Tokyo	54
8	Rikkyo University	46
9	Kanda University of International Studies	45
10	Kansai Gaidai University	41
⋮		
20	Kyushu University	19

(2018)

Diligent about information disclosure

Rank	University	Number
1	Tohoku University	79
2	Ritsumeikan University	49
3	Kindai University	46
4	Waseda University	43
5	Kyoto University	31
6	Chuo University	30
7	Meiji University	29
8	Kansai University	27
9	The University of Tokyo	26
10	Yamagata University	22
10	Hosei University	22
⋮		
27	Kyushu University	13

(2018)

•Perspectives on Rankings (Quoted from Source)

In October 2018, a questionnaire was sent to teachers in charge of guidance counseling at 1,191 high schools of Nationwide, from which students had previously gone on to university. The responses from the 742 schools that had replied by early December 2018 were tallied. The content of the questions was as follows. "The number of students going to the university has increased." "The university has enhanced careers guidance support." "The university is pursuing internationalization through such efforts as enhancing its systems for overseas study and offering classes taught in English by international faculty members." "The university is diligent about disclosing information, by such means as open campus days, etc." The respondents were asked to list up to six universities to which the above statements were applicable. Each of these rankings were turned into an index in which the top university (by number of people who cited it) was assigned the value 100. These were totaled and expressed as an overall evaluation in which the top university was assigned the value 100.

*Source: Asahi Shimbun Publications, 2020 University Rankings

1-8. Comparisons with Other Universities: Other

Alma Mater of University Presidents
(Highest Level of Education)

Rank	University	Number
1	The University of Tokyo	77
2	Kyoto University	52
3	Waseda University	26
4	Osaka University	24
5	Tohoku University	21
6	Keio University	19
7	Kyushu University	18
8	Hiroshima University	16
9	Hitotsubashi University	13
9	Hokkaido University	13

(2018)

Alma Mater of Board Chairs
(Highest Level of Education)

Rank	University	Number
1	The University of Tokyo	61
2	Keio University	37
3	Kyoto University	24
4	Waseda University	20
5	Tohoku University	14
6	Sophia University	11
6	Meiji University	11
8	Osaka University	10
8	Kyushu University	10
10	Kwansei Gakuin University	9
10	Doshisha University	9
10	Nihon University	9
10	Rikkyo University	9

(2018)

Alma Mater of Politicians

Rank	University	Number
1	The University of Tokyo	132
2	Keio University	76
3	Waseda University	72
4	Kyoto University	33
5	Chuo University	26
6	Nihon University	25
7	Soka University	16
8	Meiji University	15
9	Sophia University	12
10	Hosei University	11
⋮		
27	Kyushu University	3

(2018)

◆ Alma Mater of Company Presidents: National Universities ◆

Alma Mater of Company Presidents

Rank	University	Number
1	The University of Tokyo	3,878
2	Kyoto University	2,489
3	Osaka University	2,414
4	Hokkaido University	2,161
5	Kyushu University	1,984
6	Tohoku University	1,927
7	Kobe University	1,812
8	Hiroshima University	1,739
8	Nagoya University	1,412
10	Chiba University	1,393

(2018)

Alma Mater of Company Presidents:
Companies Listed on the First Section
of the Tokyo Stock Exchange

Rank	University	Number
1	The University of Tokyo	155
2	Kyoto University	77
3	Osaka University	45
4	Hitotsubashi University	31
5	Tohoku University	30
6	Kobe University	25
7	Nagoya University	19
8	Tokyo Institute of Technology	17
8	Hokkaido University	17
10	Kyushu University	16

(2018)

Alma Mater of Company
Presidents: Women

Rank	University	Number
1	The University of Tokyo	125
2	Hiroshima University	114
3	Osaka University	95
4	Tokyo Medical and Dental University	92
5	Kyushu University	90
6	Hokkaido University	79
7	Chiba University	78
8	University of Tsukuba	73
9	Kyoto University	68
10	Nagoya University	63

(2018)

•Perspectives on Rankings (Quoted from Source)

Using the Tokyo Shoko Research, Ltd. company database, which contained information on 3,179,707 companies as of December 2017, we extracted data on the university from which the representative of the company (including one-man businesses) had graduated, where disclosed, and collated it. For certain listed companies we used only data from the Tokyo Stock Exchange. In cases where the same individual was employed as the president of multiple companies, we selected the company with the highest revenues and excluded the overlapping companies from collation. In cases where the name of the university of graduation has undergone a change, the current university name was used.

*Source: Asahi Shimbun Publications, 2020 University Rankings

1-8. Comparisons with Other Universities: Other (Continued)

■ For other items of comparison with other universities, please see below.

- P. 97 Want my child to enter,
Percentage of entrants among successful general entrance examination candidates (National Universities)

- P. 140 National Public Servant (Regular Position), National Public Servant (Non-managerial),
Professional Engineer, First-class Qualified Architect

- P. 143 Scholarly Output, Citation Count, FWCi

- P. 165 Number of Joint Collaborative Research Projects with the Private Sector Nationwide: National, Public, and Private Universities,
Income from Joint Collaborative Research with the Private Sector Nationwide: National, Public, and Private Universities,
Income per Project from Joint Collaborative Research with the Private Sector Nationwide: National, Public, and Private Universities

- P. 167 Number of Research Projects Funded by the Private Sector Nationwide: National, Public, and Private Universities,
Income from Research Funded by the Private Sector Nationwide: National, Public, and Private Universities,
Income per Project from Research Funded by the Private Sector Nationwide: National, Public, and Private Universities

- P. 169 Number of Patents Licensed, etc. (including overseas), Income from Licensing Patents, etc.(including overseas)

- P. 170 Number of Patents Generating Running Royalty Income

- P. 188 Comparison of Projects Funded by KAKENHI Grants-in-Aid for Scientific Research: New+Continuing
Number of Projects Selected, Percentage of Women, Percentage of Young Researchers, Sum Allocated
Comparison of Projects Funded by KAKENHI Grants-in-Aid for Scientific Research: New
Number of Projects Selected, Percentage of Award

1-9. Comparisons with Other Universities: Seven National Universities

◆ Basic Information: Seven National Universities ◆

Item \ University	Kyushu University	Hokkaido University	Tohoku University	The University of Tokyo	Nagoya University	Kyoto University	Osaka University
President	1	1	1	1	1	1	1
Senior Vice President (Executive Vice President/Auditor)	10	7	9	9	9	9	10
Number of Officers (as of May 1, 2018)	11	8	10	10	10	10	11
Professor	707	686	881	1,276	652	1,049	942
Associate Professor	719	607	753	922	518	931	849
Lecturer	144	154	191	286	161	240	295
Assistant Professor	818	598	1,173	1,333	393	1,153	1,151
Research Associate	12	/	/	/	/	/	/
Teaching Associate	/	9	154	35	3	2	12
Teacher	/	/	/	41	/	/	/
Number of Faculty Members (as of May 1, 2018)	(*1) 2,400	2,054	(*2) 3,152	3,893	(*3) 1,727	(*4) 3,375	(*5) 3,249
Undergraduate students	11,679	11,346	10,881	14,024	9,724	13,117	15,250
Graduate Schools/Faculties Students :Master's Programs, Professional Degree Programs	4,327	3,991	4,279	7,893	3,773	5,746	4,718
Graduate Schools/Faculties Students :Doctoral Programs, PhD	2,662	2,348	2,664	5,737	2,315	3,621	3,336
Number of students (as of May 1, 2018)	18,668	17,685	17,824	27,654	15,812	22,484	23,304
Number of Undergraduate Schools (as of May 1, 2018)	12	(*6) 12	(*7) 10	(*6) 10	9	(*6) 10	11
Number of Graduate/Faculties Schools (as of May 1, 2018)	19	(*6) 36	(*7) 15	(*6) 15	13	(*6) 18	16
Number of Research Institutes (as of May 1, 2018)	4	(*6) 4	(*7) 6	(*6) 11	3	(*6) 13	6
Number of Joint Usage/Research Centers (as of April 1, 2018)	5	8	7	10	3	18	8
Number of Education Joint Usage Center (as of September 5, 2018)	1	5	3	1	2	4	1
Management Expenses Grants (FY2018 Budget) (Unit: million JPY)	42,733	35,715	45,349	81,395	31,736	55,519	45,505

(*1) Figures exclude those on administrative or child care leave and include staff hired to substitute for those on administrative leave, etc.

Figures include reemployed staff. Figures include special fixed-term faculty members.

(*2) Figures include those on administrative leave.

(*3) Figures exclude fixed-term regular staff (paramedics, staff hired to substitute for those on child care leave, research professor, Visiting professors (donated fund laboratory), hospital professors, research administrators, etc.).

(*4) Figures exclude those on child care or administrative leave as well reemployed staff. Figures include special fixed-term faculty members and staff.

(*5) Figures exclude dispatched staff as well as those on administrative or child care leave. Figures include Visiting faculty members (donated fund laboratory) and specially appointed faculty and staff (full-time). Figures exclude part-time faculty members (research faculty members, research post-doctoral fellow, clinical fellow and clinical resident).

(*6) Figures are as of April 1, 2018.

(*7) Figures are as of July 1, 2018.

*Source: Kyushu University Information
 Hokkaido University Information 2018-2019
 Tohoku University Information 2018 and FY2018 Tohoku University Annual Plan
 The University of Tokyo Information 2018 Ver. References
 Nagoya University Profile 2018 and FY2018 Nagoya University Annual Plan
 Kyoto University Information 2018 and FY2018 Kyoto University Annual Plan
 Osaka University Profile 2018
 MEXT website, List of Joint Usage/Research Center and List of Certified Joint Usage/Education Centers