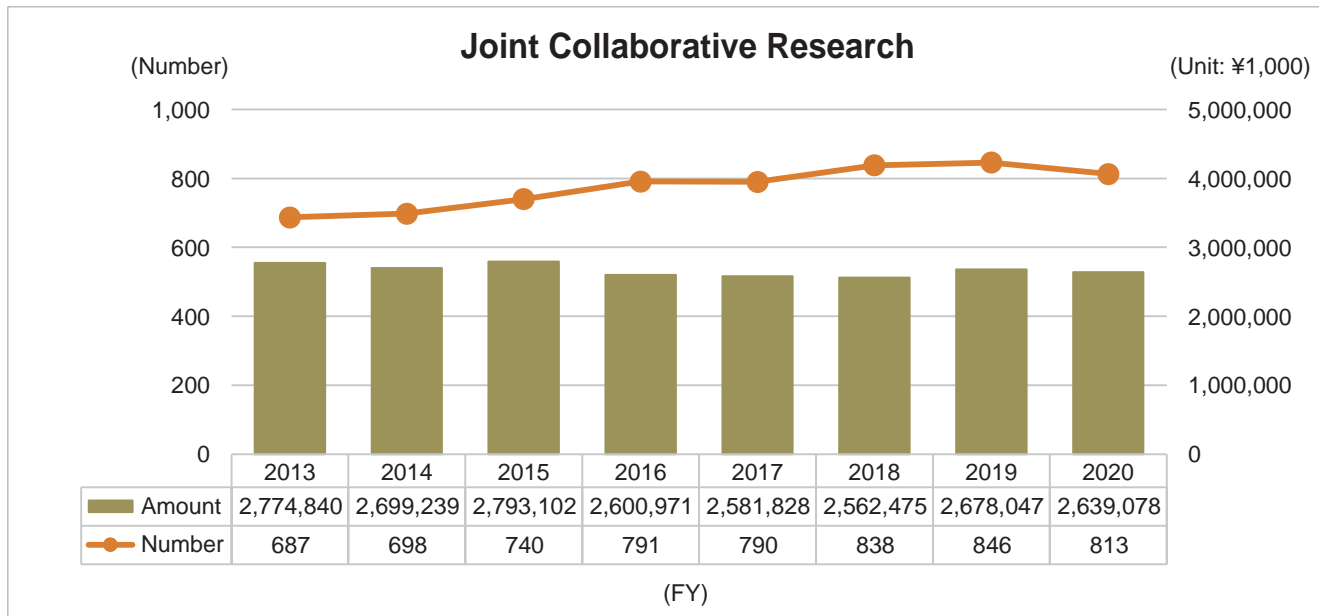


# 11. Industry-University-Government Collaboration

## 11-1. Joint Collaborative Research

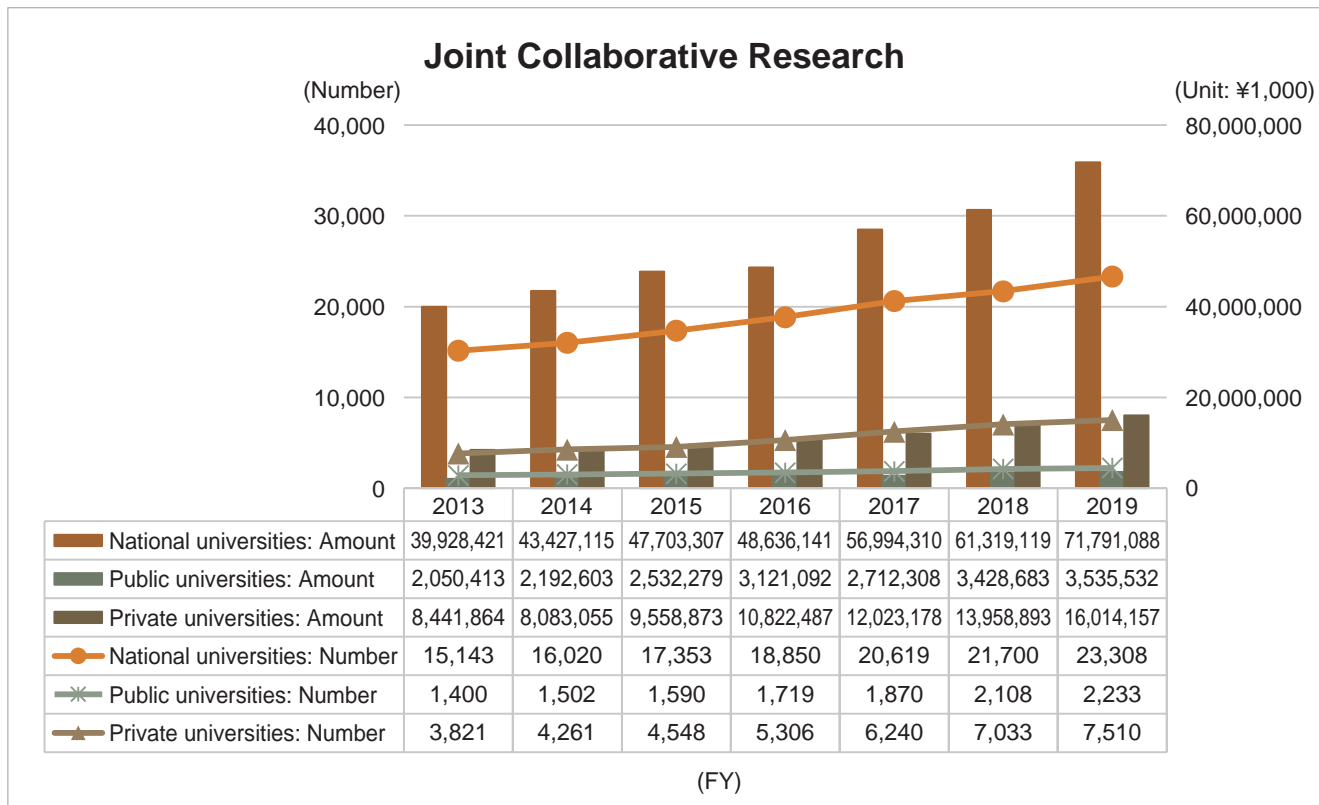
### 11-1-1. Joint Collaborative Research (Overall)

◆Kyushu University◆ ★Key Performance Indicators (KPI) for the Designated National University Corporations



\*Source: Kyushu University Information

◆Nationwide◆



• The data does not include junior colleges, vocational schools, technical colleges or research institutions.

\*Source: MEXT, Implementation of Industry-University Cooperative Research etc. at Universities, Individual results of "Joint Research" (data by institution)

## 11-1-1. Joint Collaborative Research (Overall) (Continued)

### ◆Comparisons with Other Universities◆

Number of Joint Collaborative Research Projects with the Private Sector Nationwide: National, Public, and Private Universities

Income from Joint Collaborative Research with the Private Sector Nationwide: National, Public, and Private Universities

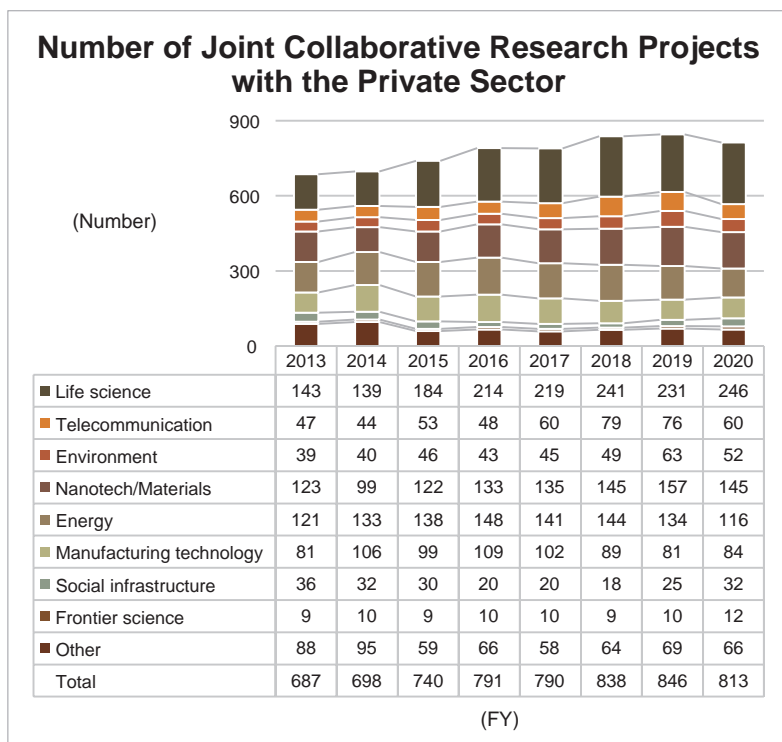
Income per Project from Joint Collaborative Research with the Private Sector Nationwide: National, Public, and Private Universities

(Unit: ¥1,000)			(Unit: ¥1,000)			(Unit: ¥1,000)			
Rank	University	Number	Rank	University	Income	Rank	University	Income per project	Number
1	The University of Tokyo	1,953	1	The University of Tokyo	9,961,296	1	St. Marianna University School of Medicine	13,407	15
2	Osaka University	1,411	2	Osaka University	9,214,452	2	Fujita Health University	8,997	21
3	Tohoku University	1,279	3	Kyoto University	5,543,439	3	Juntendo University	6,610	146
4	Kyoto University	1,256	4	Tohoku University	4,538,033	4	Osaka University	6,530	1,411
5	<b>Kyushu University</b>	<b>752</b>	5	Nagoya University	3,821,009	5	Fukushima Medical University	5,849	22
6	Tokyo Institute of Technology	720	6	Keio University	3,285,761	6	St. Luke's International University	5,728	13
7	Keio University	718	7	Tokyo Institute of Technology	2,972,733	7	Kansai Medical University	5,577	16
8	Nagoya University	705	8	<b>Kyushu University</b>	<b>2,135,943</b>	8	Nagoya University	5,420	705
9	Hokkaido University	674	9	University of Tsukuba	1,707,730	9	Hirosaki University	5,224	128
10	Waseda University	558	10	Hokkaido University	1,694,980	10	The University of Tokyo	5,101	1,953
						:			
						<b>33</b>	<b>Kyushu University</b>	<b>2,840</b>	<b>752</b>

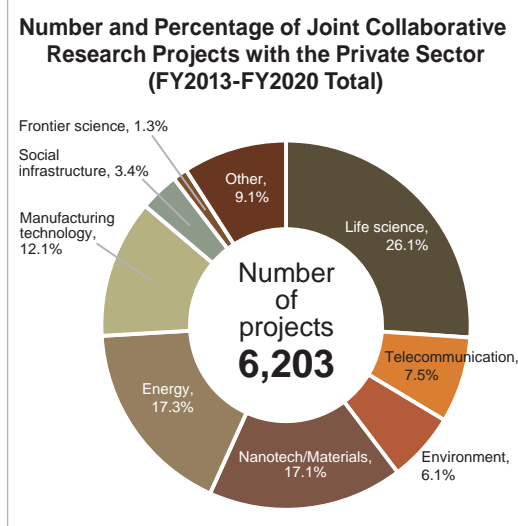
• "Income per Project from Joint Collaborative Research with the Private Sector" does not include institutions with less than 10 projects.

\*Source: MEXT, *Implementation of Industry-University Cooperative Research etc. at Universities*, Individual results of "Joint Research" (data by institution)

## 11-1-2. Joint Collaborative Research (by Field)



### ◆Kyushu University◆



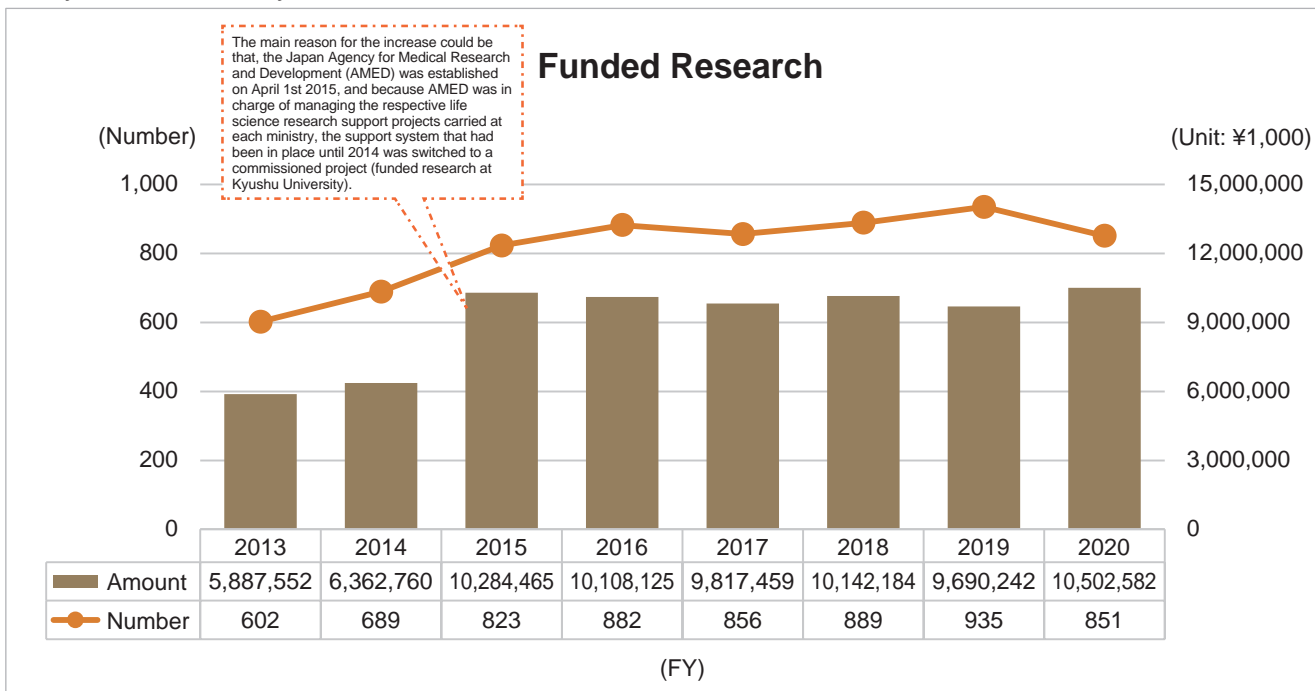
• In this study, "joint collaborative research" refers to research jointly by a university or similar institution and industry and private organizations, etc., in which necessary project expenses incurred by the university, etc. are covered by the private organization, etc.

\*Source: *Kyushu University Information*

## 11-2. Funded Research

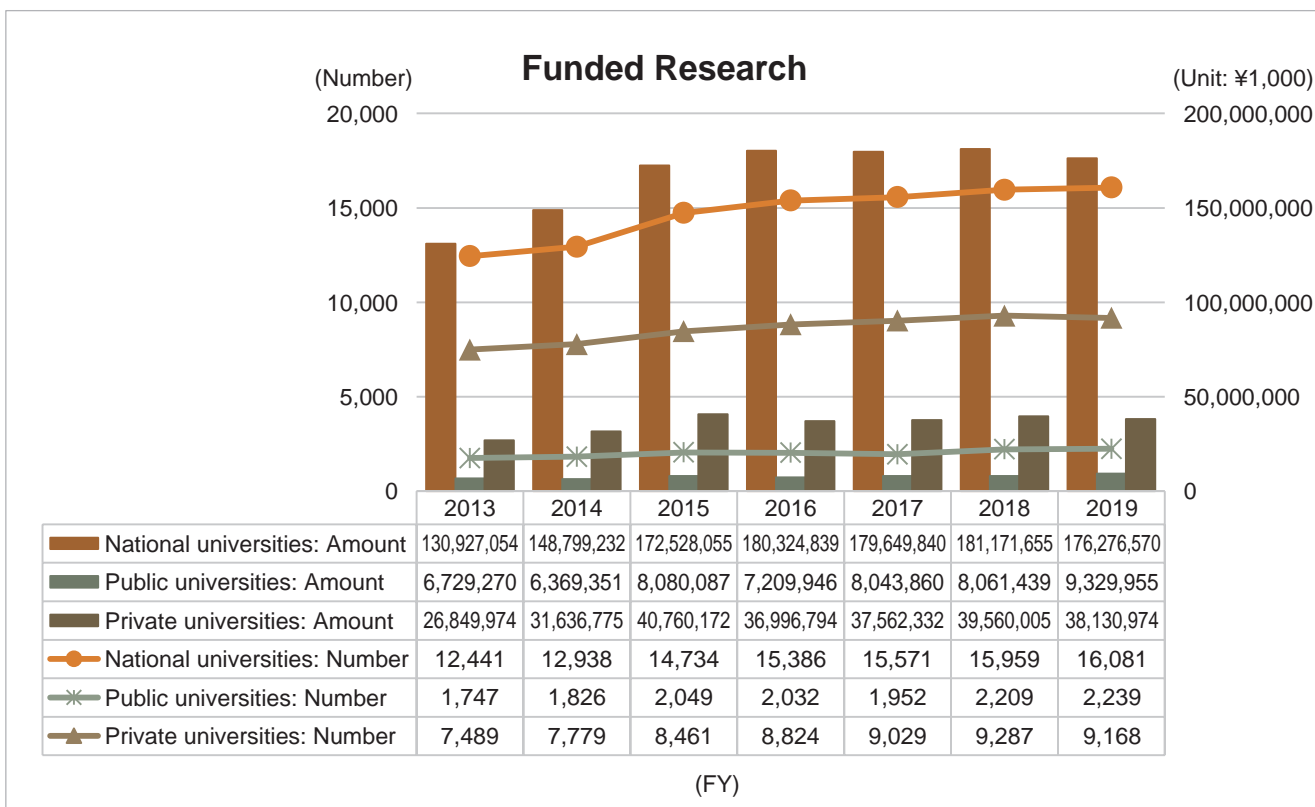
### 11-2-1. Funded Research (Overall)

#### ◆Kyushu University◆



\*Source: Kyushu University Information

#### ◆Nationwide◆



• The data does not include junior colleges, vocational schools, technical colleges or research institutions.

\*Source: MEXT, Implementation of Industry-University Cooperative Research etc. at Universities, Individual results of "Funded Research" (data by institution)

## 11-2-1. Funded Research (Overall) (Continued)

### ◆Comparisons with Other Universities◆

Number of Research Projects Funded by the Private Sector Nationwide: National, Public, and Private Universities

Income from Research Funded by the Private Sector Nationwide: National, Public, and Private Universities  
(Unit: ¥1,000)

Income per Project from Research Funded by the Private Sector Nationwide: National, Public, and Private Universities  
(Unit: ¥1,000)

Rank	University	Number
1	Kindai University	323
2	Ritsumeikan University	259
3	Waseda University	212
4	Keio University	205
5	Nihon University	190
6	Yamagata University	186
7	Osaka University	164
8	Takushoku University	164
9	The University of Tokyo	154
10	Juntendo University	129
⋮		
18	Kyushu University	97

(2019)

Rank	University	Income
1	Kyoto University	800,986
2	Keio University	774,490
3	The University of Tokyo	754,561
4	Waseda University	667,643
5	Nagoya University	473,042
6	Osaka University	407,699
7	Yokohama City University	387,613
8	Kyushu University	372,162
9	Ritsumeikan University	356,755
10	Kindai University	352,490

(2019)

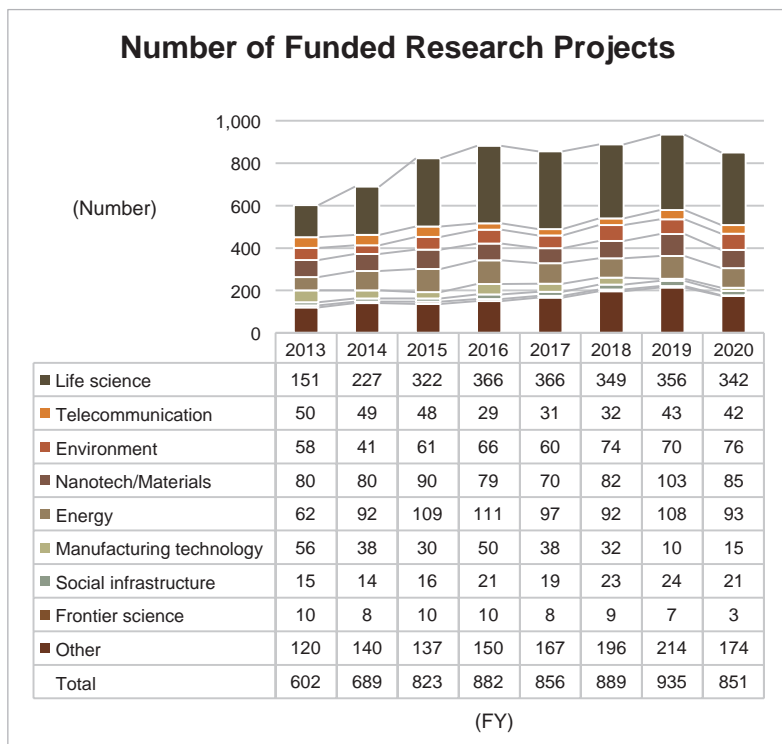
Rank	University	Income per project	Number
1	Kyoto University	8,173	98
2	University of Shizuoka	6,862	18
3	Nagoya University	5,500	86
4	Yokohama City University	5,459	71
5	Chuo University	4,902	19
6	The University of Tokyo	4,900	154
7	Wakayama Medical University	4,329	44
8	Chiba University	4,292	78
9	Kansai University	4,276	46
10	Kanazawa Medical University	4,091	23
⋮			
12	Kyushu University	3,837	97

(2019)

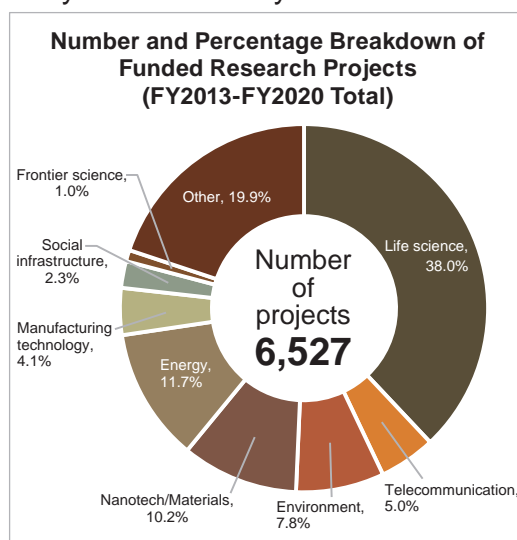
• “Income per Project from Research Funded by the Private Sector” does not include institutions with less than 10 projects.

\*Source: MEXT, *Implementation of Industry-University Cooperative Research etc. at Universities*, Individual results of “Funded Research” (data by institution)

## 11-2-2. Funded Research (by Field)



### ◆Kyushu University◆

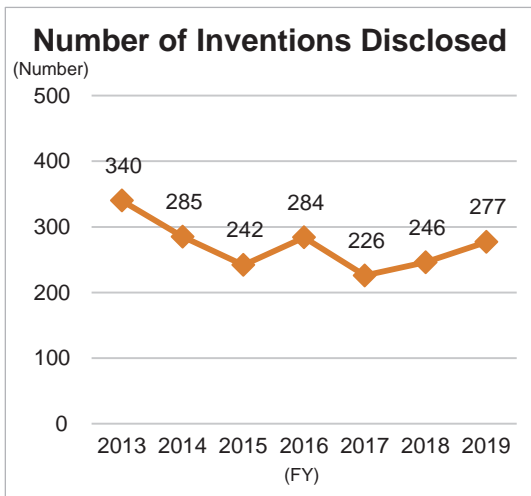


• In this study, “funded research” refers to research to a university by a private sector company, etc., in which, in most cases, the university, etc. alone conducts the research and development, with the expenses incurred being covered by the private organization, etc.

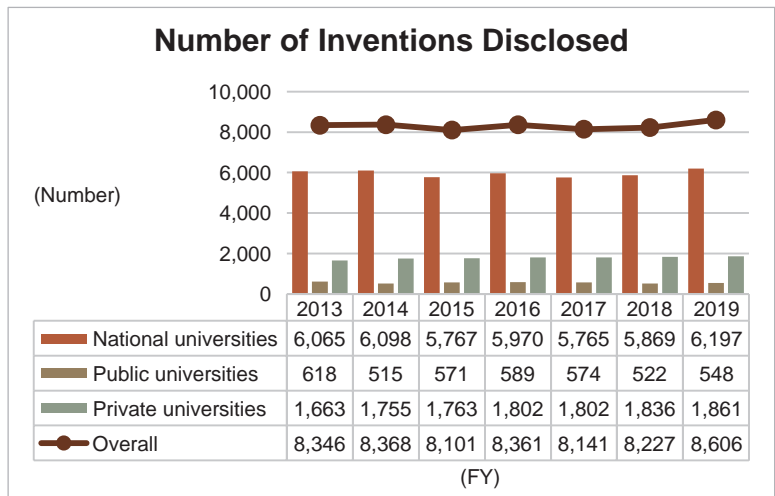
\*Source: *Kyushu University Information*

## 11-3. Intellectual Property

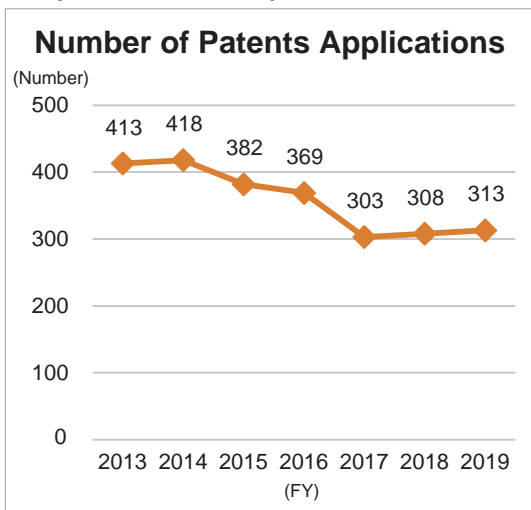
### ◆ Kyushu University ◆



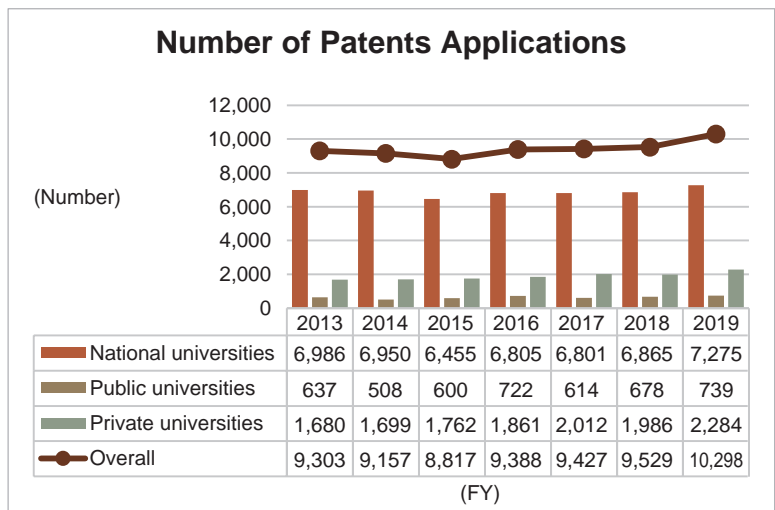
### ◆ Nationwide ◆



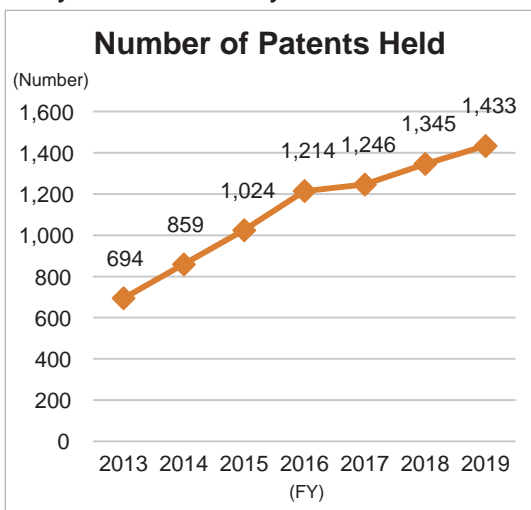
### ◆ Kyushu University ◆



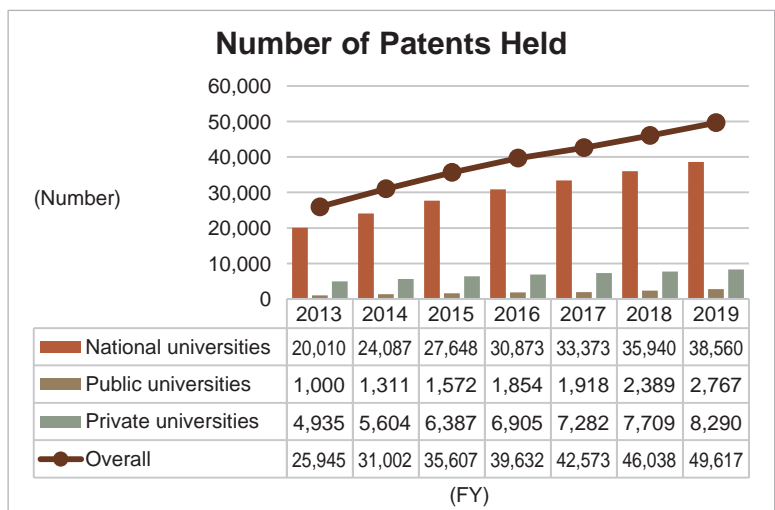
### ◆ Nationwide ◆



### ◆ Kyushu University ◆



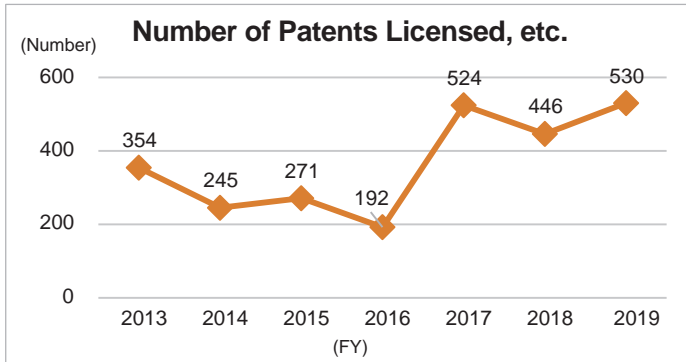
### ◆ Nationwide ◆



\*Source: Kyushu University: "Number of Inventions Disclosed" Kyushu University Website > AiRIMaQ HP > Activities, Policies and Forms > Accomplishments of Industrial Collaboration  
 Kyushu University: "Number of Patents Applications" "Number of Patents Held" MEXT, *Implementation of Industry-University Cooperative Research etc. at Universities*, Individual results of "Patent Acquisition and Management Status, Patent Application Expenditure" (data by institution)  
 Nationwide: MEXT, *Implementation of Industry-University Cooperative Research etc. at Universities*

### 11-3. Intellectual Property (Continued)

#### ◆Kyushu University◆

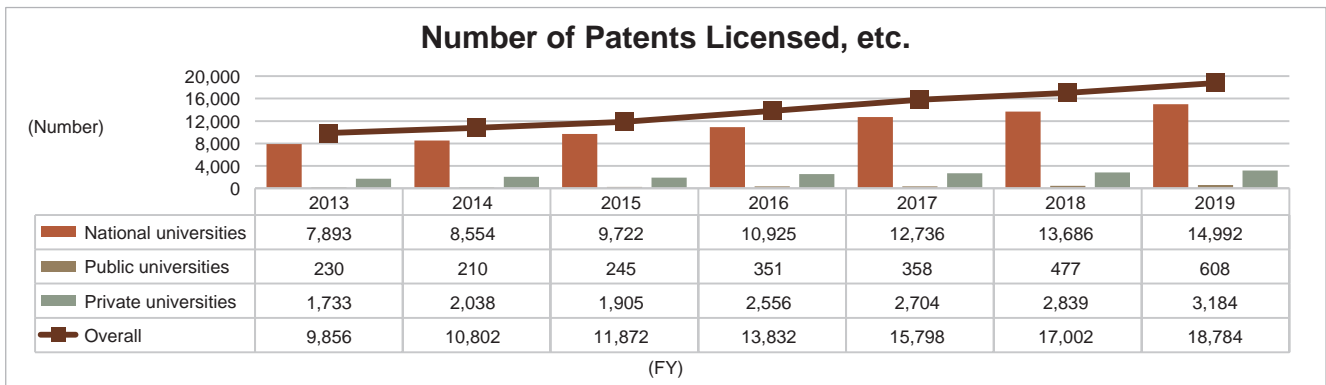


Number of Patents Licensed, etc. (including overseas)

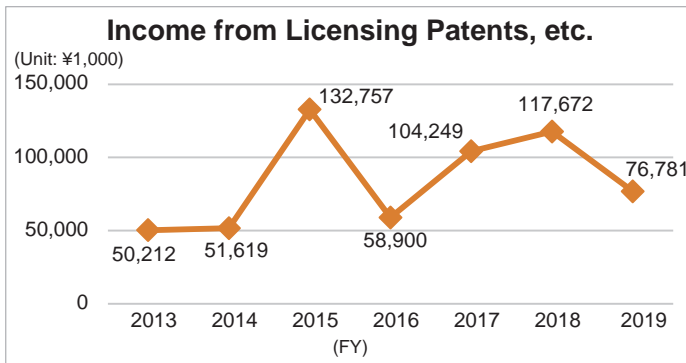
Rank	University	Number
1	The University of Tokyo	3,777
2	Kyoto University	1,919
3	Kanto Gakuin University	1,104
4	Osaka University	1,035
5	Hokkaido University	1,023
6	Tokyo Institute of Technology	750
7	Nagoya University	664
8	<b>Kyushu University</b>	<b>530</b>
9	Shinshu University	389
10	Keio University	374

(2019)

#### ◆Nationwide◆



#### ◆Kyushu University◆

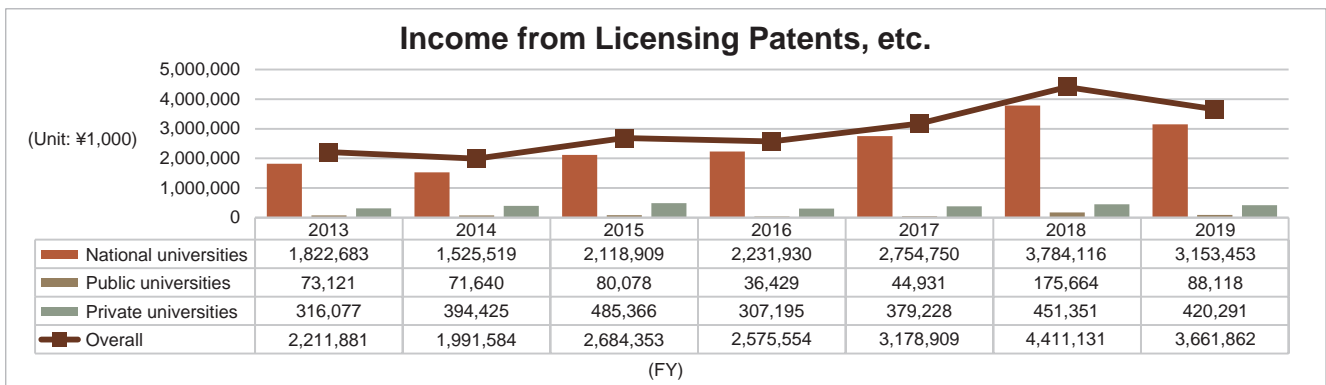


Income from Licensing Patents, etc. (including overseas) (Unit: ¥1,000)

Rank	University	Income
1	Kyoto University	676,397
2	The University of Tokyo	661,761
3	Osaka University	458,046
4	Tohoku University	131,355
5	Mie University	110,123
6	Hokkaido University	105,788
7	Nagoya University	100,652
8	Tokyo Medical and Dental University	89,280
9	Tokyo Institute of Technology	77,861
10	<b>Kyushu University</b>	<b>76,781</b>

(2019)

#### ◆Nationwide◆

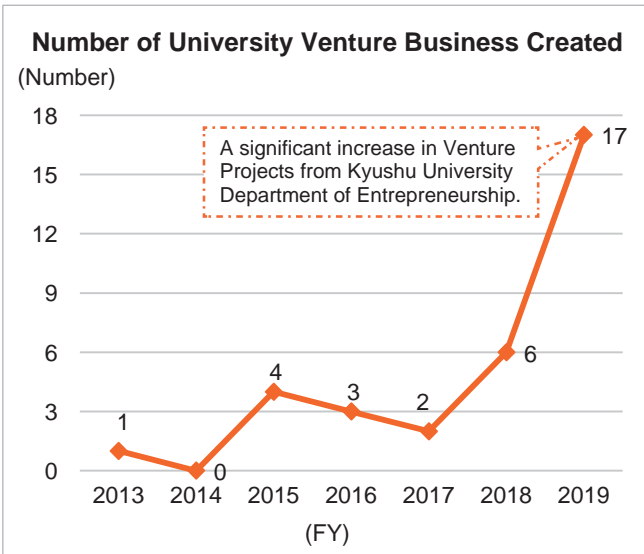


• In this survey, “number of patents licensed, etc.” and “amount of income from licensing patents, etc.” refers to the number of patent rights licensed or assigned (including at the “right to obtain a patent” stage) and the amount of income received as a result.

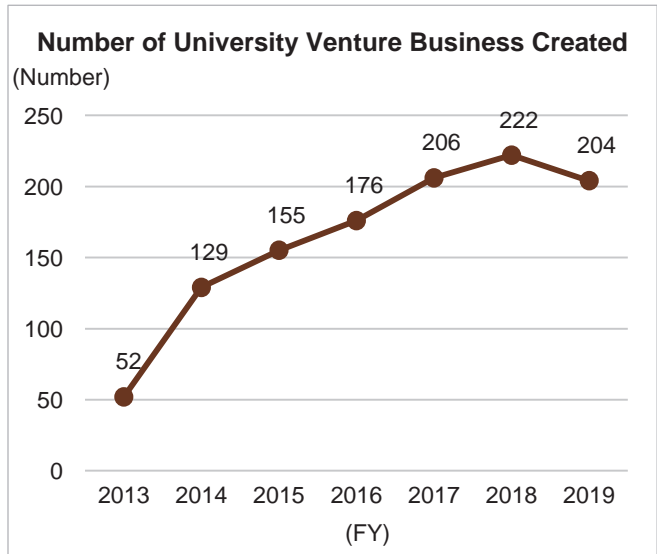
\*Source: MEXT, *Implementation of Industry-University Cooperative Research etc. at Universities*

### 11-3. Intellectual Property (Continued)

#### ◆Kyushu University◆



#### ◆Nationwide◆



- University-launched Venture Projects means startups in which patents are obtained by university staff and students, or persons related to the university become founders.
- Nationwide: Because the number of established companies between 2014 and 2018 include those for companies newly established since the previous annual survey, the figure is different from that of the previous years.

\*Source: Kyushu University: *Kyushu University Research Strategy Data Collection, 2021*  
 Nationwide: MEXT, *Implementation of Industry-University Cooperative Research etc. at Universities*