

The image shows the cover of the Kyushu University Fact Book 2022. The background is a photograph of a modern, multi-story building with a glass and metal facade, set against a clear blue sky. In the foreground, there are large, dark rocks and some greenery. The text is overlaid on a dark red rectangular background in the upper right corner.

KYUSHU UNIVERSITY
FACT BOOK 2022
KPI digest version

English edition

About the front cover

Location: Ito Campus West Zones 3 and 4, Stone Art

West Zones 3 and 4

Taking into consideration how various facilities are connected over a wide area and how they harmonize with the surrounding mountains, each research building is efficiently arranged to accommodate activities such as lectures, special experiments, and research.

The south side features a special space overlooking the campus commons, where full-length windows make it feel as open as possible.

On the north side, technical shafts are located outside the building to allow for flexibility in the equipment towers. An important element in expressing the Research and Education Buildings is the design of the east-west gable, representing the overlap of the three-story layout of the office, semi-office, and laboratory zones.

Stone Art QIAO (Chao)

This work of Itsuki stone landscape art conveys the abundant vitality and energy of human beings. The central passageway symbolizes Ito Campus, a hub of international knowledge.

(Artist: Ritsuko Taura, Professor, Tokyo University of the Arts)

*This was the title of the artist at the time of creation.

Creating the “KYUSHU UNIVERSITY FACT BOOK 2022 - KPI digest version -”

The *KYUSHU UNIVERSITY FACT BOOK* was renamed “*KYUSHU UNIVERSITY FACT BOOK – Detailed version –*” after 2021. From now on, it will be referred to as the *FACT BOOK 2022 Detailed version*. It was created to collect data that had been scattered throughout the University. The objective, carefully scrutinized data in this book allows you to comprehend the current situation of the university and each department. This data is also published for the purpose of reform, improvement, and future planning. Presented in a chronological format, it is possible to learn about the university’s past and, based on that, to make some educated predictions about its future. The “*KYUSHU UNIVERSITY FACT BOOK 2022 – KPI digest version –*” (in short *FACT BOOK 2022 KPI digest version*) was excerpted from the *FACT BOOK 2022 Detailed version*. It looks at the key performance indicators (KPIs) set in the Designated National University Corporation Vision and the 4th Mid-Term Objectives and Plans. The primary objective of this *FACT BOOK 2022 KPI digest version* is to facilitate a quick review of the current status and changes in the key performance indicators for the university’s most essential measures. Both, the *FACT BOOK 2022 KPI digest version* and the *FACT BOOK 2022 Detailed version* are posted on the Institutional Research Office website (<https://www3.ir.kyushu-u.ac.jp/>). Please make use of this information.

Sincerely,



Rin-ichiro Taniguchi

Director of the Office of Institutional Research

March 2023

Table of Contents

Table of Contents	1
Designated National University Corporation Proposal	2
[A] Basic Information	
[A] Basic information	3
[B] KPI List	
[B] KPI list	4
[C] Education	
[C] -1. Number of international students	5
[C] -2. Number of students studying abroad	5
[C] -3. Number of international faculty and faculty with international experience	6
[D] Research	
[D] -1. Articles published with international coauthors over a 5-year period	6
[D] -2. Articles published in top ten percent journals over a 5-year period	7
[D] -3. Percentage of young researchers	7
[D] -4. Percentage of female researchers	8
[D] -5. Percentage of international scholars	8
[E] Societal Connections	
[E] -1. Joint research funding	9
[E] -2. Number of university start-ups	9
[E] -3. Reference: Joint collaborative research with the private sector, income, breakdown of amounts by size (FY2020)	10
[E] -4. Reference: Number of joint collaborative research projects with the private sector/ acceptance trends over time (FY2010-FY2020)	10
[F] Governance Strengthening	
[F] -1. Percentage of female and international members among the leadership	11
[F] -2. Reference: Board members, etc.	11
[G] Financial Base Strengthening	
[G] -1. Ratio of external funding to ordinary revenue (exc. the hospital)	12
[G] -2. Kyushu University Fund revenue	12
[H] QS World University Rankings by Subject	
[H] Number of subject in the QS world university rankings	13

Designated National University Corporation Proposal

Designated National University Corporation Proposal

Contribute to the creation of a society that achieves sustainable social development and diverse realizations of well-being.

Boost research capabilities to compete with the world

Enhance research strategy and identify new strengths via the Comprehensive Research Strategy Council

Promote the generation and implementation of integrative knowledge to advance research and solve social issues

Recruit, train, and retain excellent young, female, and international researchers

Driving Social Change with Integrative Knowledge

[Objective 1]

Become a platform for knowledge that drives world-class research and education

[Objective 2]

Become the core of an innovation ecosystem that forges new social and economic systems

Connect with society

Strengthen industry-academia-government-citizen collaboration to facilitate the solving of social issues and to accelerate the transfer of research output to industry

Promote university start-ups

Encourage citizen science through collaboration with local communities

Creation and utilization of integrative knowledge

Top priority

Initiatives to transform society by solving social issues

Entry Points

Social issues to be addressed by leveraging our strengths and unique features

Decarbonization

Medicine and Health

Environment and Food

Head Office for the Design of Future Society

Directed by the President

Mission

- Produce and utilize integrative knowledge that fuses the natural sciences with the humanities and social sciences
- Formulate strategies to achieve our vision in response to social changes
- Manage progress of initiatives and allocate resources strategically
- Act as a bridge for the Kyushu University Regional Collaboration Platform through coordination and recommendations

Top priority

Initiatives for DX-driven social reform

Promotion Office for Data-Driven Innovation

Directed by the President

Mission

- Research what a DX society should be and disseminate strategies to achieve it
- Develop data-driven education, research, and medicine
- Establish data management (DM) and data governance (DG)
- Contribute to innovation through DX

Enhance teaching to train professionals who create new value

Adapt problem-solving-oriented education programs and STEAM education into a campus-wide curriculum

Expand interdisciplinary degree programs that span across schools to develop versatile Ph.D. graduates

Internationalize education through Collaborative Online International Learning (COIL), double-degree programs, and joint-degree programs

Stimulate initiatives through strategic resource allocation

Strengthen university governance

Adopt business-conscious points of view for management and diversify campus

Strengthen our financial base

Secure diverse financial resources based on strategies for acquiring external funds

Strengthen international collaboration

Enhance international collaboration with strategic partners

Accelerate international talent circulation through expansion of joint research

Make the campus environment more conducive to globalization

[A] Basic Information

Item	University	Kyushu University (2022)
University Presidents		1
University Vice-president		15
University Presidents and Vice-president Total	(*1)	16
Professor		680
Associate Professor		683
Lecturer		158
Assistant Professor		880
Teaching Associate		8
Teacher		
Number of Faculty Members	(*1)	2,409
Number of Staff Members	(*1)	3,668
Undergraduate students		11,683
Graduate Schools/Faculties Students: Master's Programs		3,984
Graduate Schools Students: Professional Degree Programs		293
Graduate Schools/Faculties Students: Doctoral Programs, PhD		2,600
Number of students	(*1)	18,560
Number of Undergraduate Schools	(*2)	12
Number of Graduate Schools	(*2)	19
Number of Research Institutes	(*2)	4
Number of Joint Usage/Research Centers	(*3)	5
Number of Education Joint Usage Center	(*4)	1
Management Expenses Grants (Unit: ¥million)	(*5)	38,725
2023 QS World University Rankings (published June 2022)		135
QS World Rankings by Subject 2022 [for departments ranked in the top 50] (published March 2022)		1
QS World Rankings by Subject 2022 [for departments ranked in the top 100] (published March 2022)		2

(*1) These figures are as of May 1, 2022.

(*2) These figures are as of April 1, 2022.

(*3) These figures are as of April, 2022.

(*4) These figures are as of August 31, 2022.

(*5) FY2022 Budget, *Kyushu University Information 2022/ Documents*

Source: *Basic School Survey* Number of Staff, Number of Faculty

Number of Joint Usage/Joint Research Centers: MEXT website (Results of the Mid-term Evaluation of Joint Usage/Joint Research Centers and International Joint Usage/Joint Research Centers during the 3rd Mid-term Target Period)

Number of Joint Usage Centers for Education: Ministry of Education, Culture, Sports, Science and Technology (MEXT) website (list of accredited Joint Usage Centers for Education)

QS World University Rankings 2023, QS World Rankings by Subject 2022: Website of *British world university evaluation body Quacquarelli Symonds* (QS)

For topics other than those above, see *Kyushu University Information*.

⇒ For comparisons with other universities, please refer to “1-9.Comparisons with Other Universities: Designated National University Corporations, etc.” in *FACT BOOK 2022 Detailed version*.

[B] KPI List

The following performance indicators (KPIs) are listed in the Designated National University Corporation Vision and 4th Mid-Term Objectives and Plans.

Section	KPI	Achievement goal	
		4th Mid-term Objectives and Plans (FY2022-FY2027)	Designated National University Corporation Vision (FY2021-FY2030)
Education	Number of international students [Mid-term plan number: (16)-1]	2,800 people	3,200 people
	Number of students studying abroad (*1) [Mid-term plan number: (16)-1]	2,500 people	—
	Number of international faculty and faculty with international experience (*2) [Mid-term plan number: (21)-3]	1,300 people	1,500 people
Research	Articles published with international coauthors over a 5-year period (*3) [Mid-term plan number: (5)-4]	9,000 reports	10,000 reports
	Articles published in top ten percent journals over a 5-year period (*4) [Mid-term plan number: (5)-5]	8,000 reports	9,000 reports
	Percentage of young researchers [Mid-term plan number: (21)-1]	30%	30%
	Percentage of female researchers [Mid-term plan number: (21)-2]	25%	25%
	Percentage of international scholars [Mid-term plan number: (21)-3]	10%	10%
Societal Connections	Joint research funding [Mid-term plan number: (9)-2]	Increase of 1.5 billion yen (*5) in comparison with 2021	5 billion yen
	Number of university start-ups [Mid-term plan number: (10)-4]	20 companies increase during the 4th Mid-term Objectives and Plans period	50 companies increase during the Designated National University Corporation Vision period
Governance Strengthening	Percentage of female and international members among the leadership	—	40%
Financial Base Strengthening	Ratio of external funding to ordinary revenue (exc. the hospital) [Mid-term plan number: (30)-4]	32%	35%
	Kyushu University Fund revenue [Mid-term plan number: (29)-2]	2 billion yen increase during the 4th Mid-term Objectives and Plans period	(A cumulative total of 6 billion yen)



Final KPIs in the Designated National University Corporation Vision

Comparison of the number of subject in the QS world university rankings	10 subjects in the top 100
--	-----------------------------------

(*1) Including online study abroad programs.

(*2) The data includes faculty members with foreign nationality, Japanese faculty members with degrees from foreign universities, and Japanese faculty members with education research experience overseas for 1+ year.

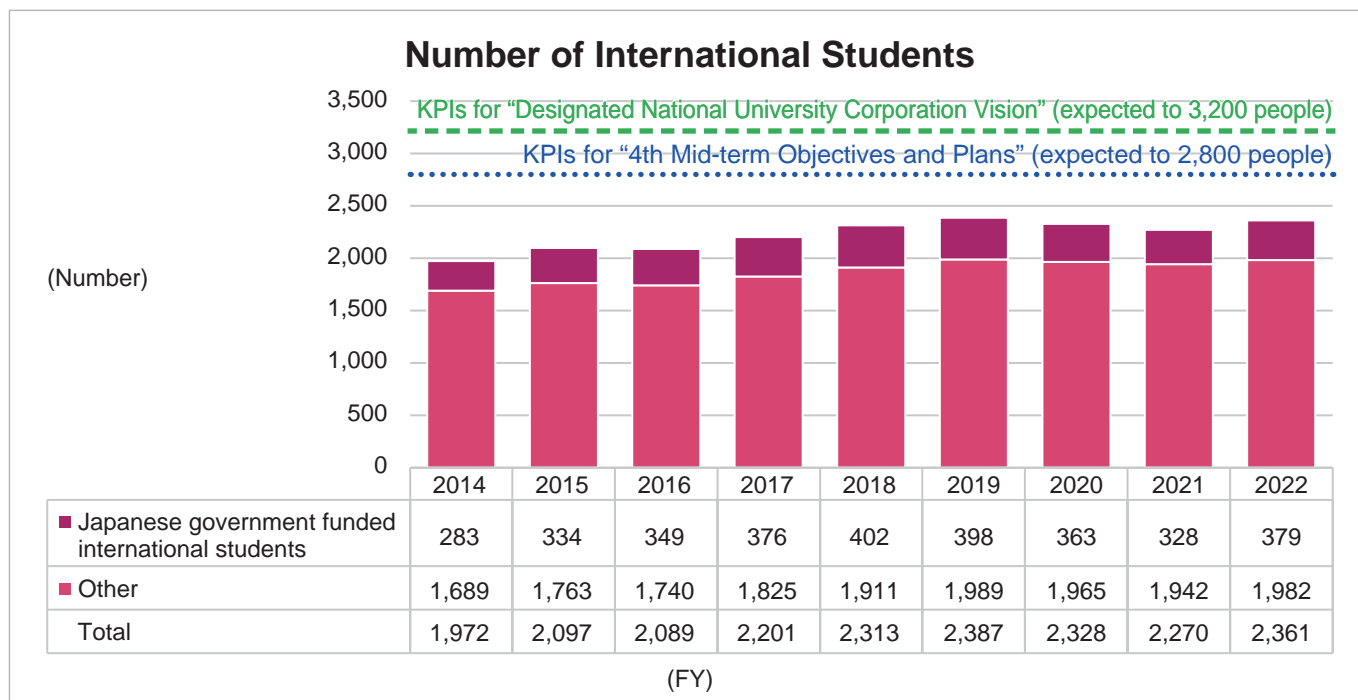
(*3) Data extracted from “SciVal” by Elsevier, Metrics Details: Publication Type = Articles and Reviews, Field-Weighted = no

(*4) Data extracted from “SciVal” by Elsevier, Metrics Details: Publication Type = Articles and Reviews, Journal Metric = CiteScore Percentile

(*5) In FY 2021, joint research funding totaled about 2.6 billion yen.

[C] Education

KPI: Number of international students



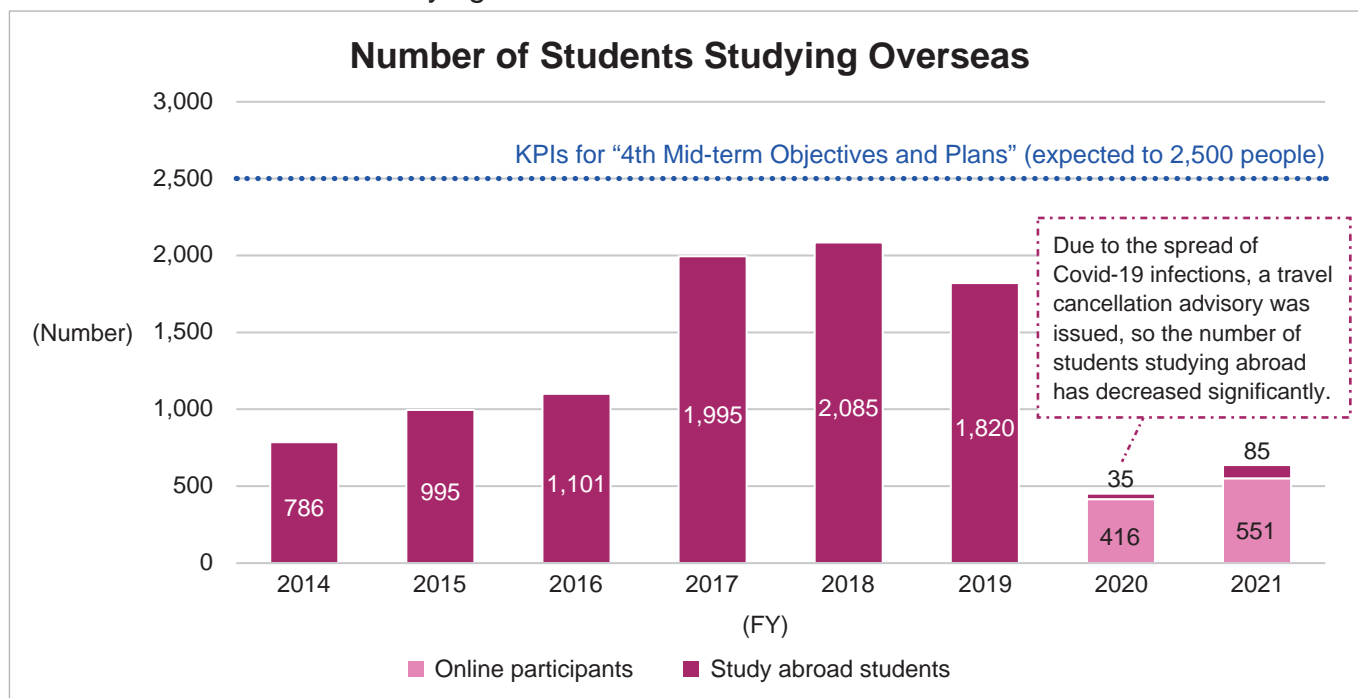
• Japanese government funded international students: International students receiving scholarships from the Japanese government.

• Other: Foreign government-sponsored international students (*1), Self-financed international students (*2).

(*1) Foreign government-sponsored international students: International students sent at the expense of foreign governments (including the Chinese Government Graduate Student Overseas Study Program).

(*2) Self-financed international students: Students besides Japanese Government-funded international students and foreign government-sponsored international students; students who are privately financed (including those from JICA-related programs).

KPI: Number of students studying abroad



• Data includes those who began their overseas study periods in the previous Fiscal Year (FY2014-2018).

• The total figures include the number of international students (FY2019-2021).

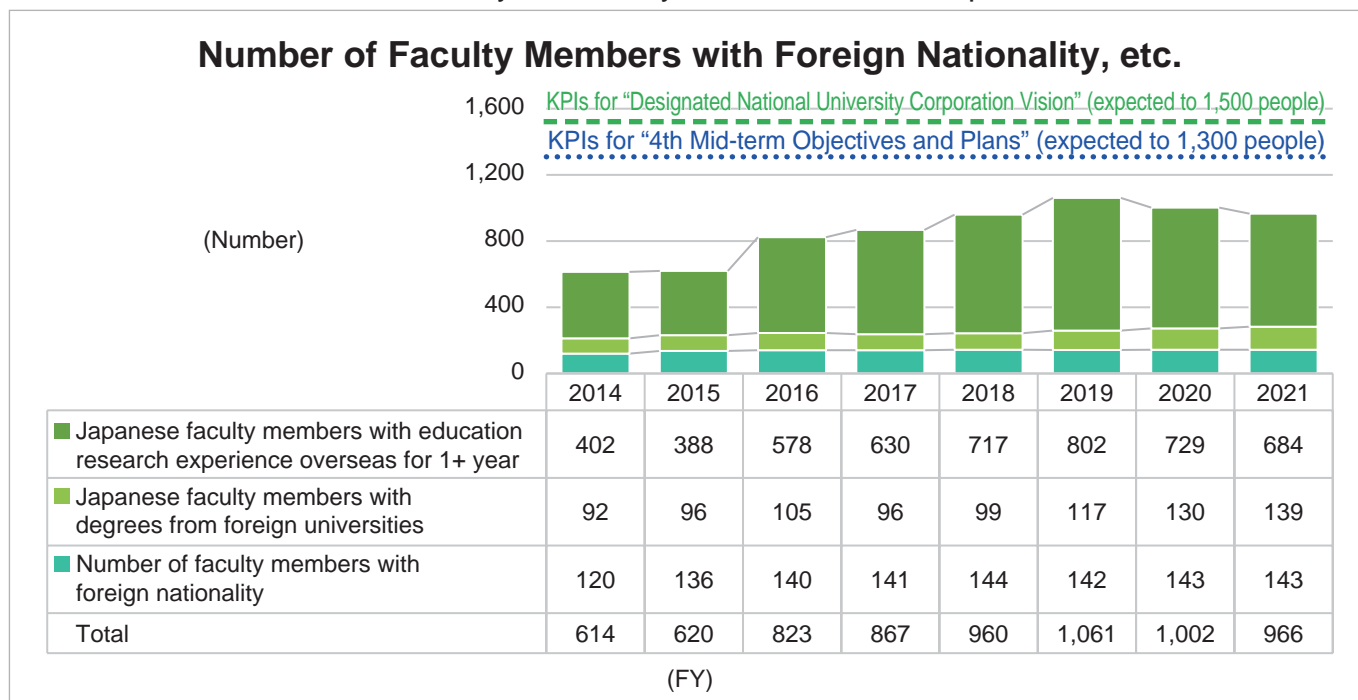
• Data includes online participants in overseas university programs from 2020.

Source: *Kyushu University Information*

⇒ For other international data, please refer to “10. International” in *FACT BOOK 2022 Detailed version*.

[C] Education

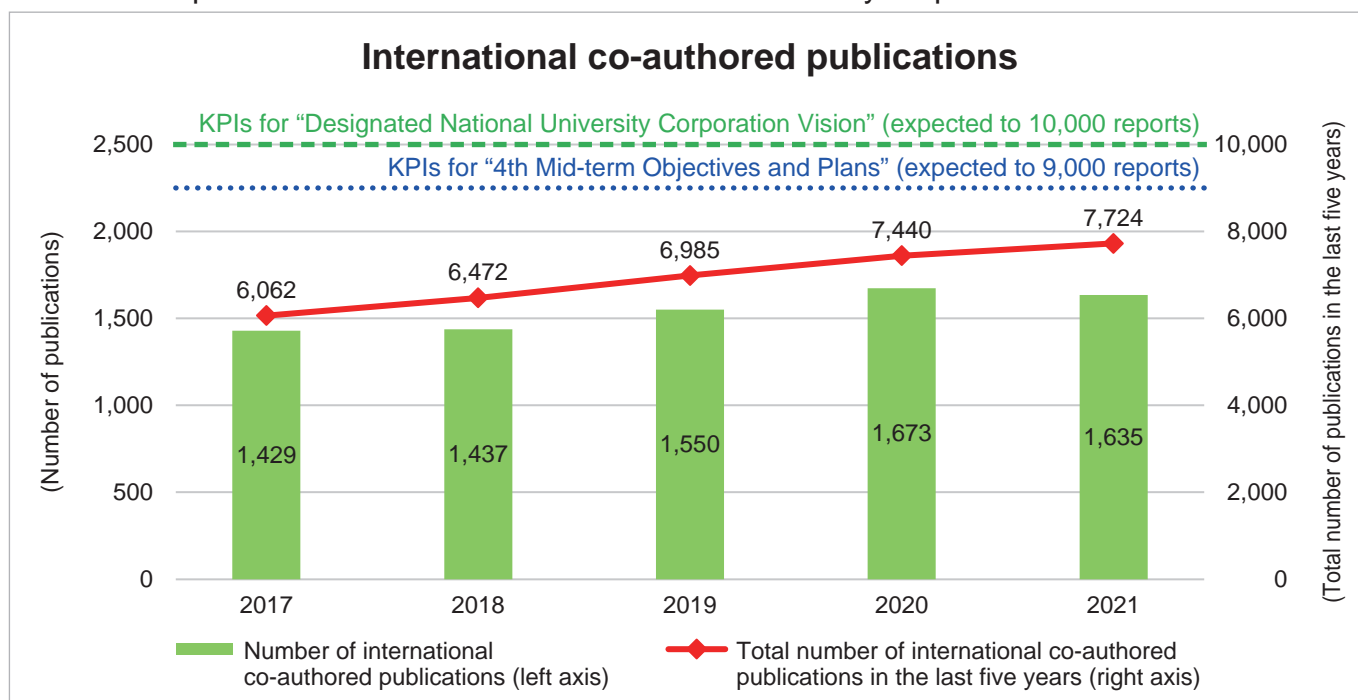
KPI: Number of international faculty and faculty with international experience



Source: Japan Society for the Promotion of Science,
 "Promotional Program for the Top Global University Project, Follow-up Results"
 MEXT, Basic School Survey Status of Students, Staff, and Faculty Members

[D] Research

KPI: Articles published with international coauthors over a 5-year period

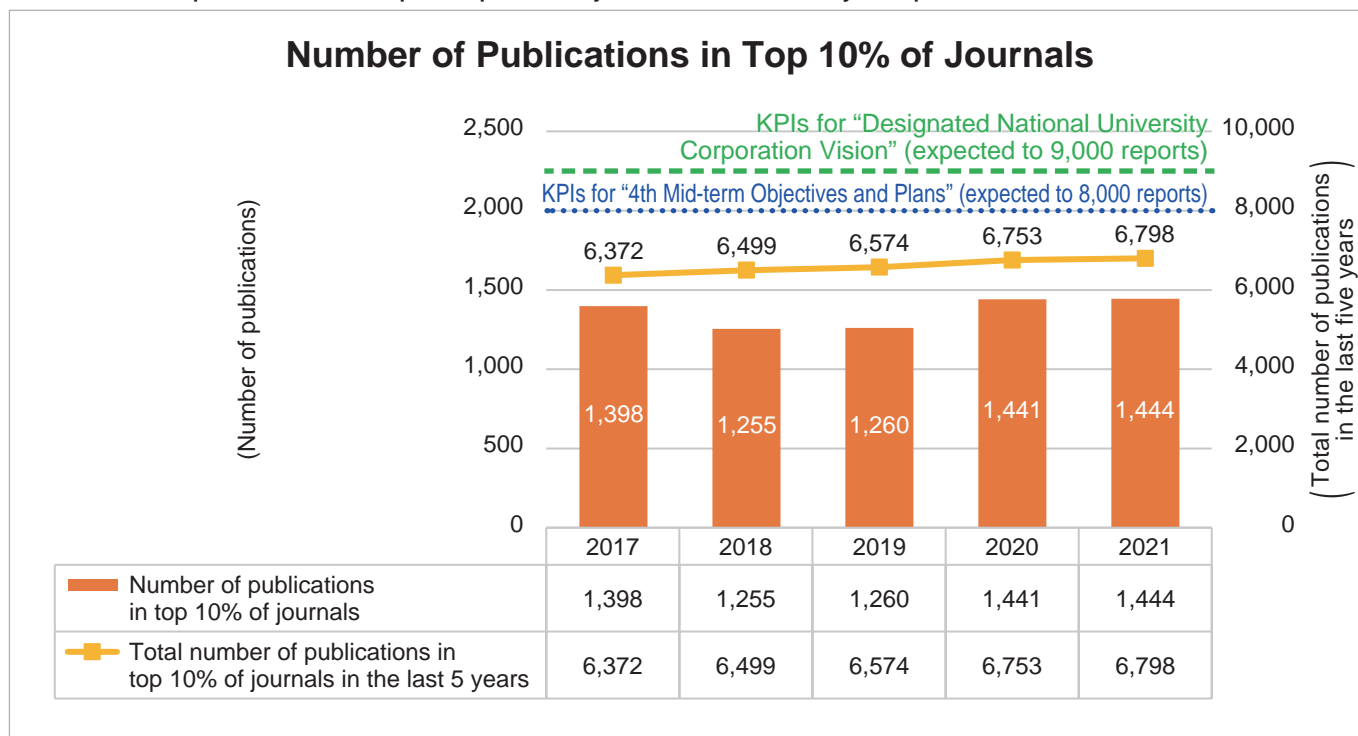


• The polygonal line indicates the number of international co-authored publications in the last five years, including the relevant year.

Source: Elsevier's "SciVal" (as of September 2022)

[D] Research

KPI: Articles published in top ten percent journals over a 5-year period

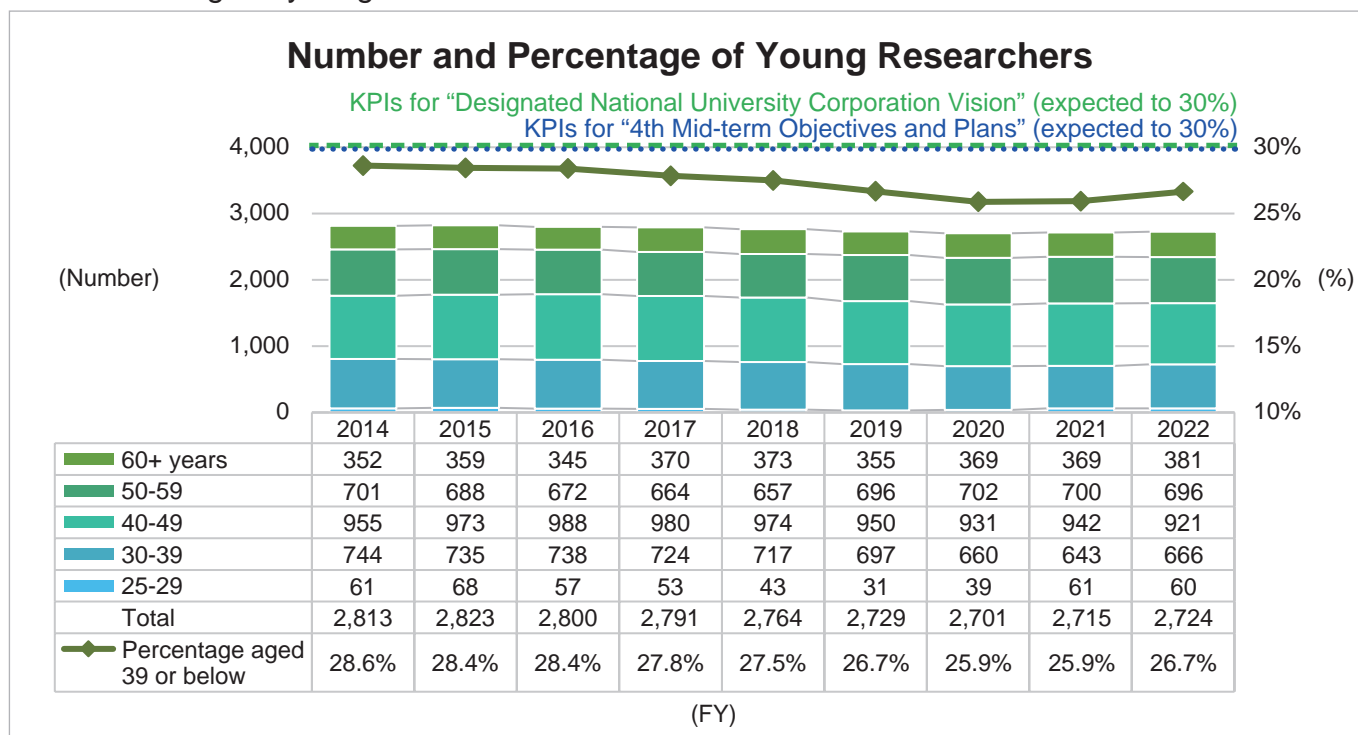


• The polygonal line indicates the number of publications in top 10% of journals in the last five years, including the relevant year.

Source: Elsevier's "SciVal" (as of September 2022)

⇒ For other research data, please refer to "9. Research" in *FACT BOOK 2022 Detailed version*.

KPI: Percentage of young researchers



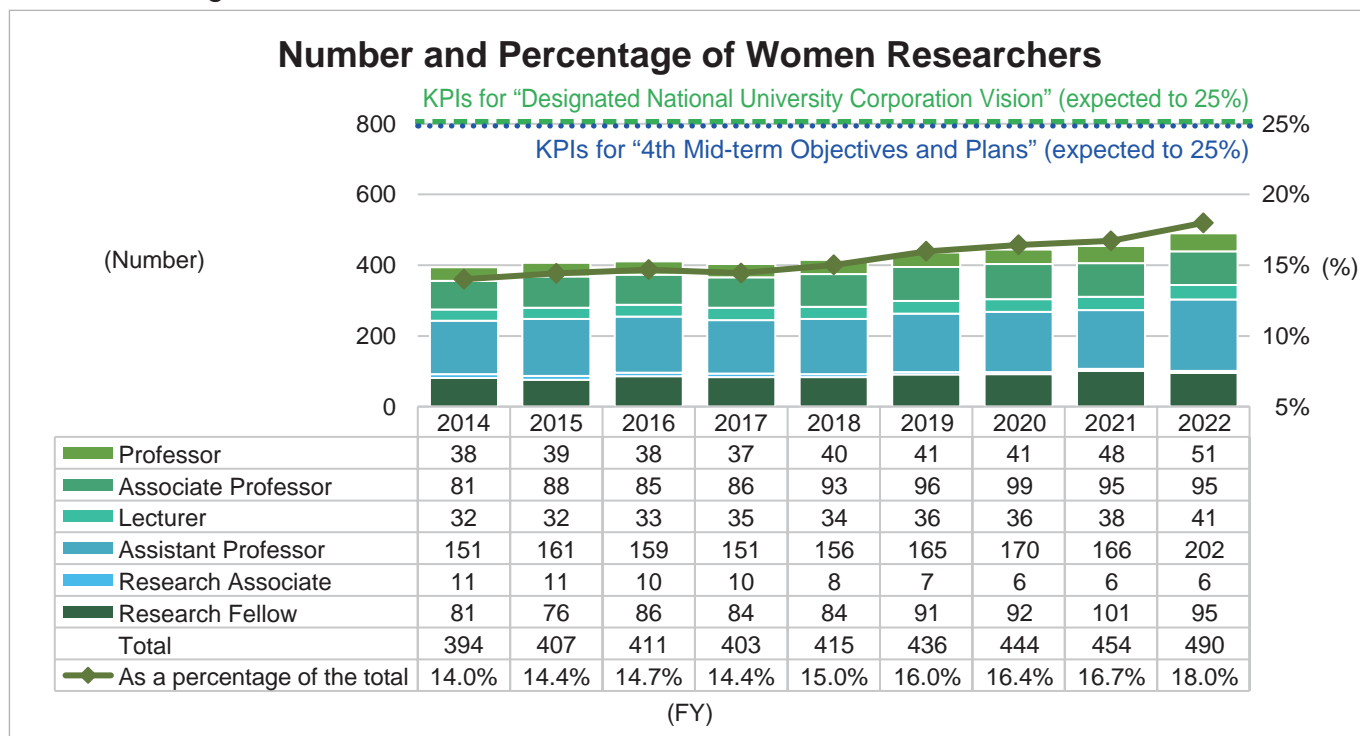
• The figures include faculty and research fellows (on fixed-term contracts).

• The age is calculated at the end of the fiscal year (as of March 31).

Source: Human Resources Department (as of May 1 each year)

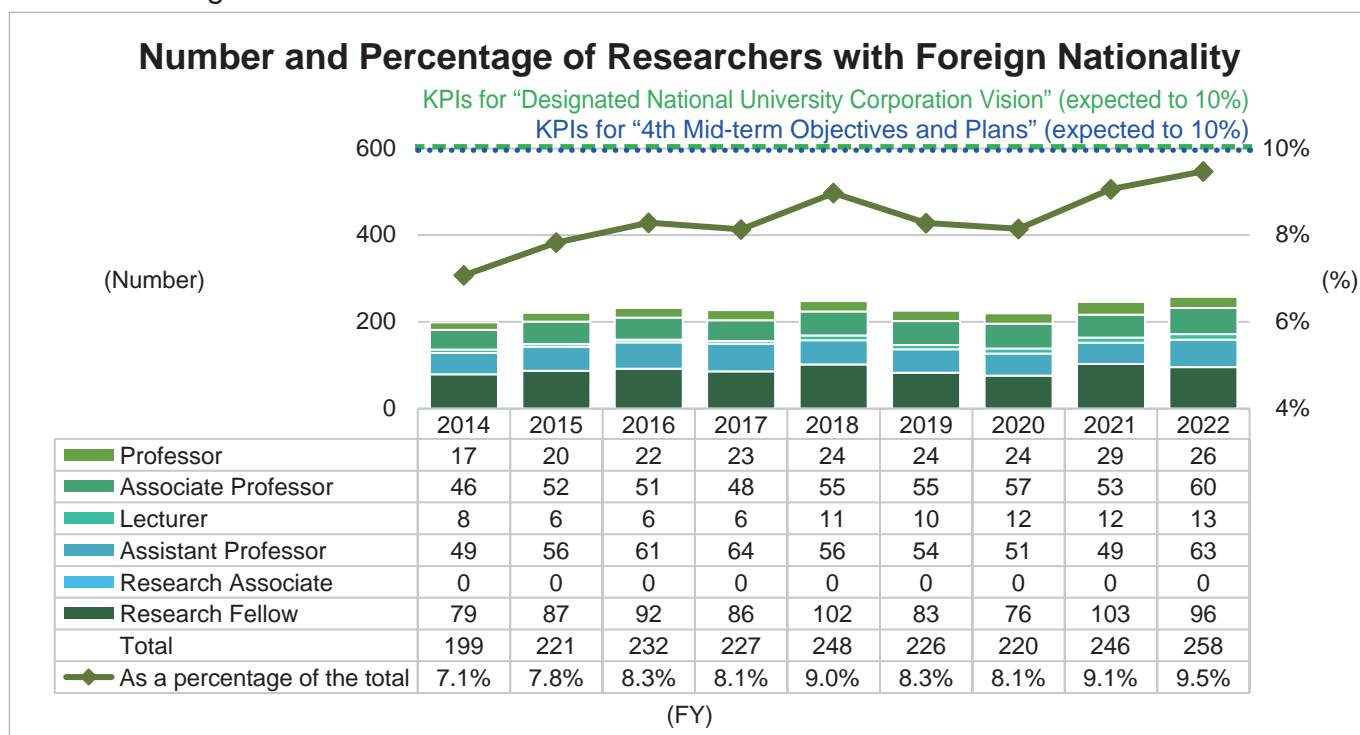
[D] Research

KPI: Percentage of female researchers



• Only fixed-term contract research fellows are counted (part-time staff excluded).

KPI: Percentage of international scholars



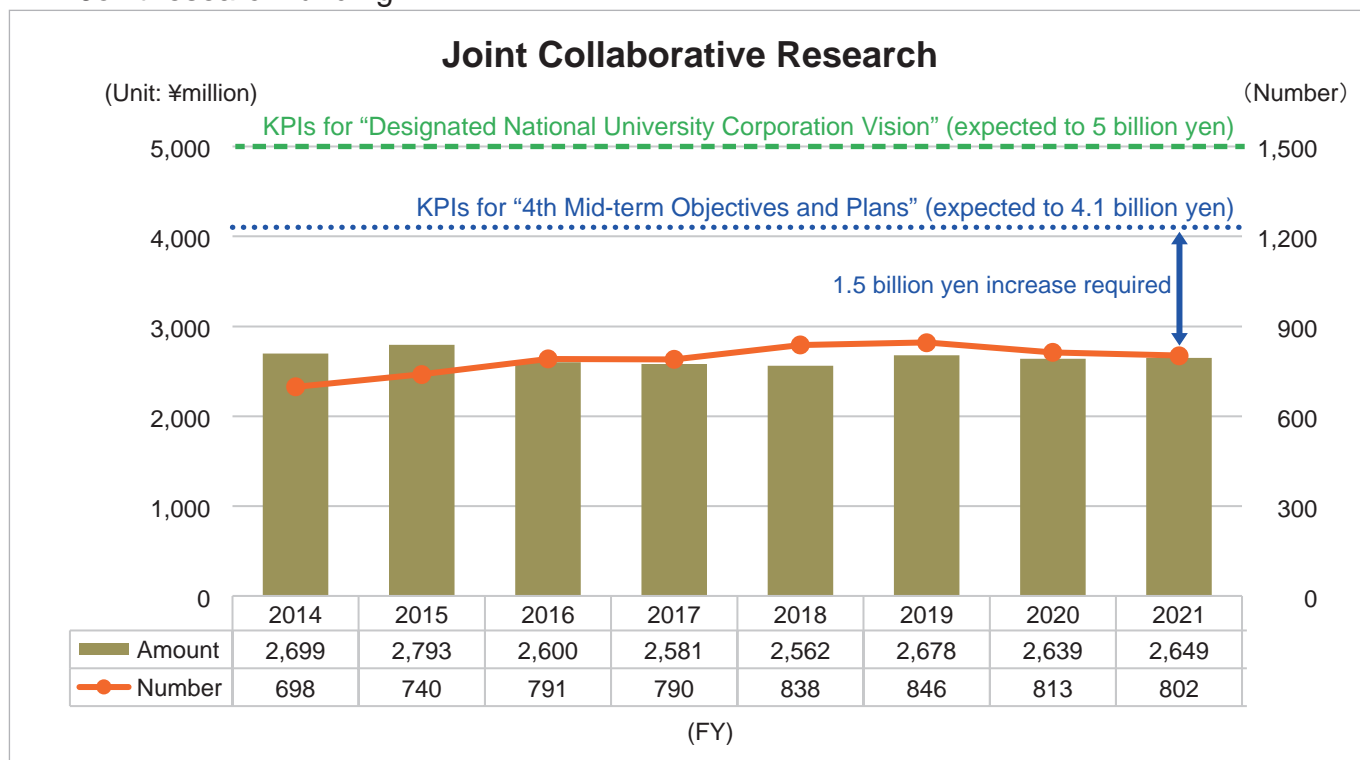
• Only fixed-term contract research fellows are counted (part-time staff excluded).

Source: Human Resources Department (as of May 1 each year)

⇒ For other number of faculty and staff members data, please refer to "2. Number of Faculty and Staff Members" in *FACT BOOK 2022 Detailed version*.

[E] Societal Connections

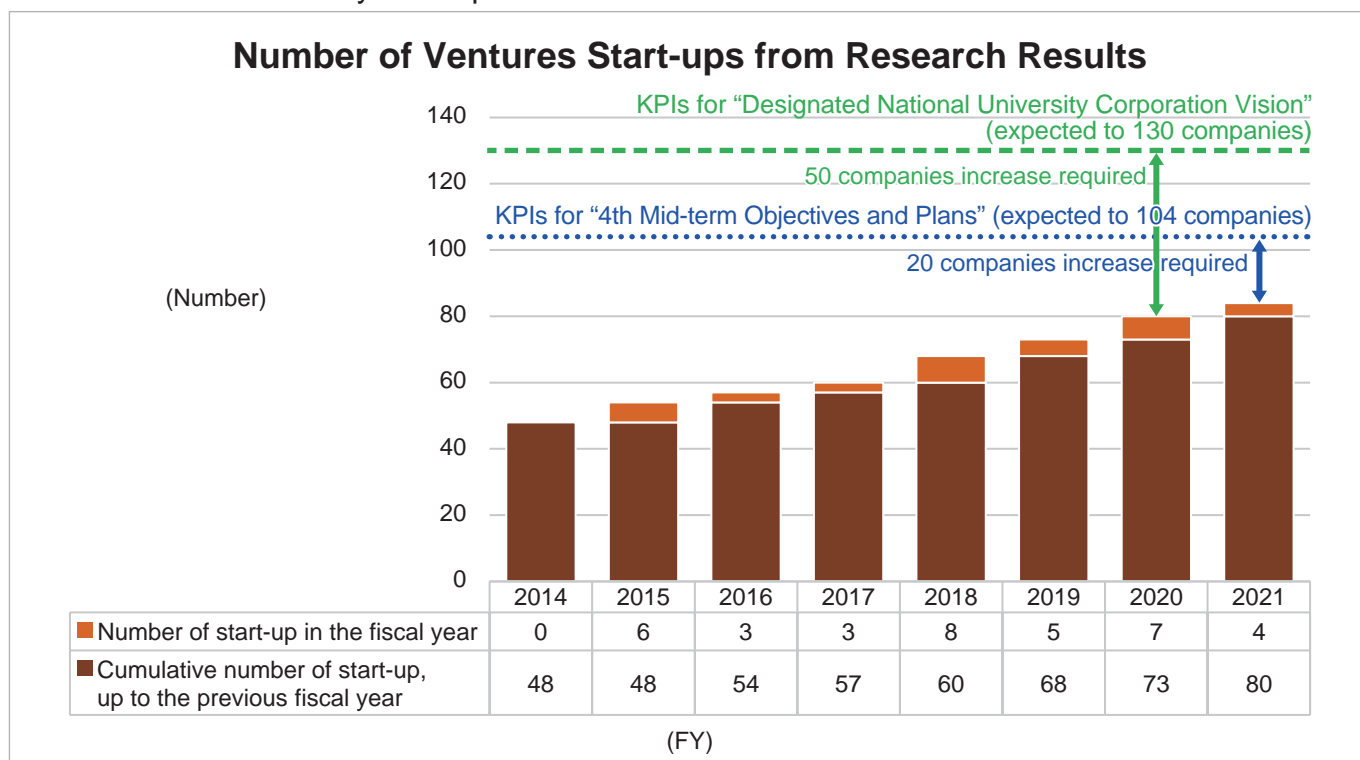
KPI: Joint research funding



• Under ¥1 million, sums are rounded down.

Source: *Kyushu University Information*

KPI: Number of university start-ups



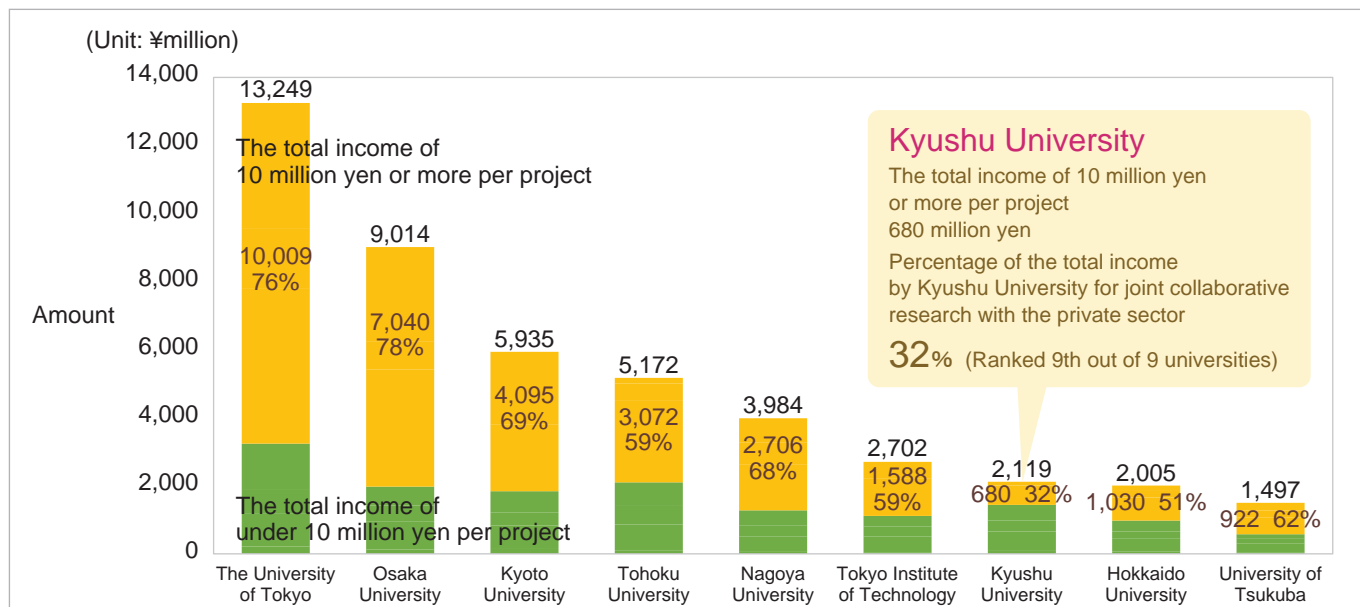
Source: *Kyushu University Open Innovation Platform (as of March 31 each year)*

⇒ For other cooperation with society data, please refer to “11. Industry-University-Government Collaboration” in *FACT BOOK 2022 Detailed version*.

[E] Societal Connections

Reference: Joint collaborative research with the private sector, income, breakdown of amounts by size (FY2020)

In terms of the total income of 10 million yen or more per project and the ratio of such projects to the total, Kyushu University ranks 9th out of 9, less than the other universities.

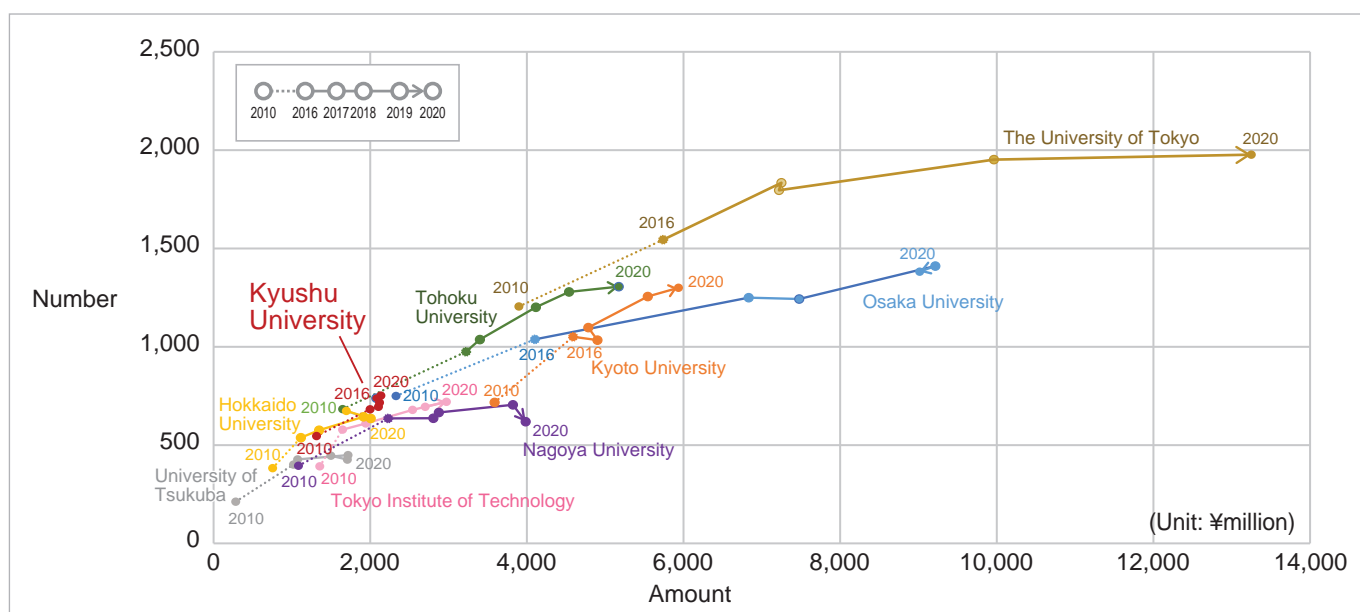


• This data is compared with nine Designated National University Corporations (excluding Hitotsubashi University and Tokyo Medical and Dental University) as well as Hokkaido University.

Source: MEXT, *Implementation of Industry-University Cooperative Research etc. at Universities (FY 2020)*

Reference: Number of joint collaborative research projects with the private sector/ acceptance trends over time (FY2010-FY2020)

- From 2010 to 2020, the number and income to Kyushu University was 9th out of 9, the least of all Designated National University Corporations.
- The amount our University has received slightly increased within recent years, while the amounts other universities received rose significantly.

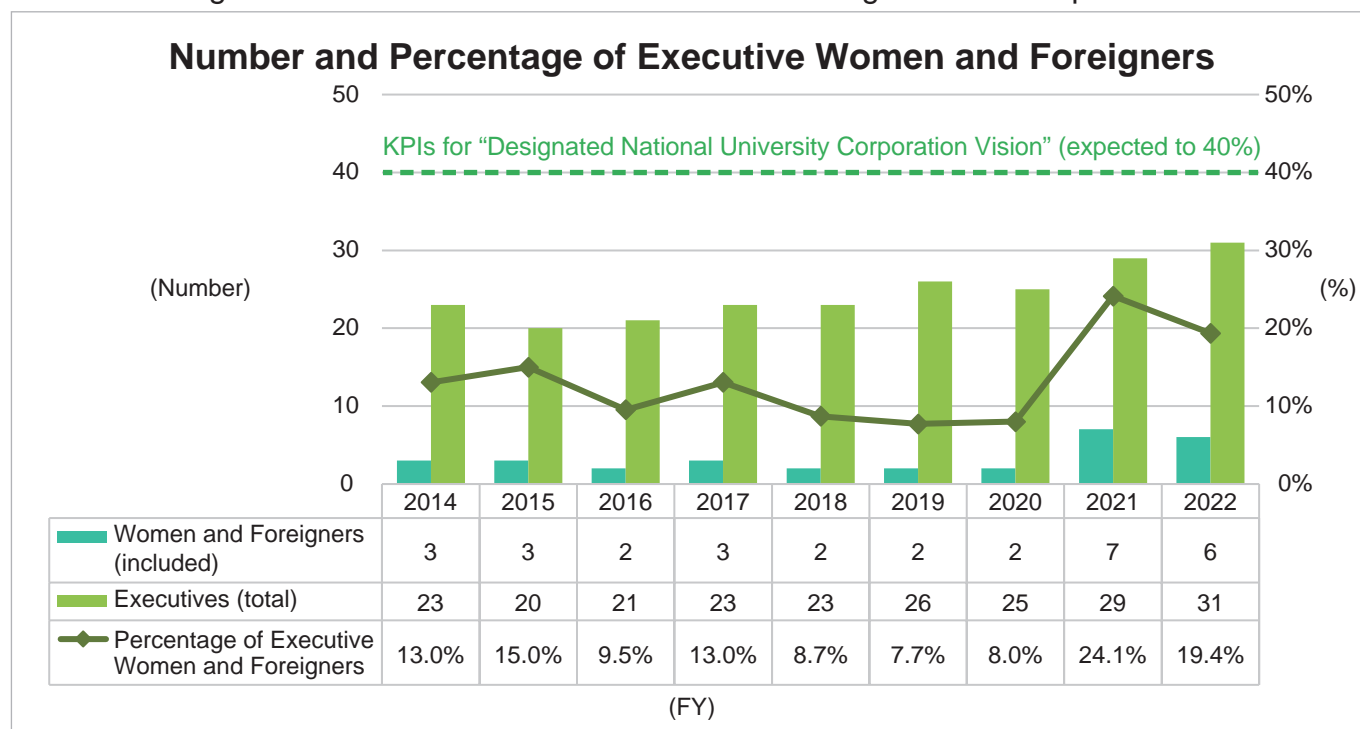


• This data is compared with nine Designated National University Corporations (excluding Hitotsubashi University and Tokyo Medical and Dental University) as well as Hokkaido University.

Source: MEXT, *Implementation of Industry-University Cooperative Research etc. at Universities (FY 2010-FY2020)*

[F] Governance Strengthening

KPI: Percentage of female and international members among the leadership



Reference: Board members, etc.

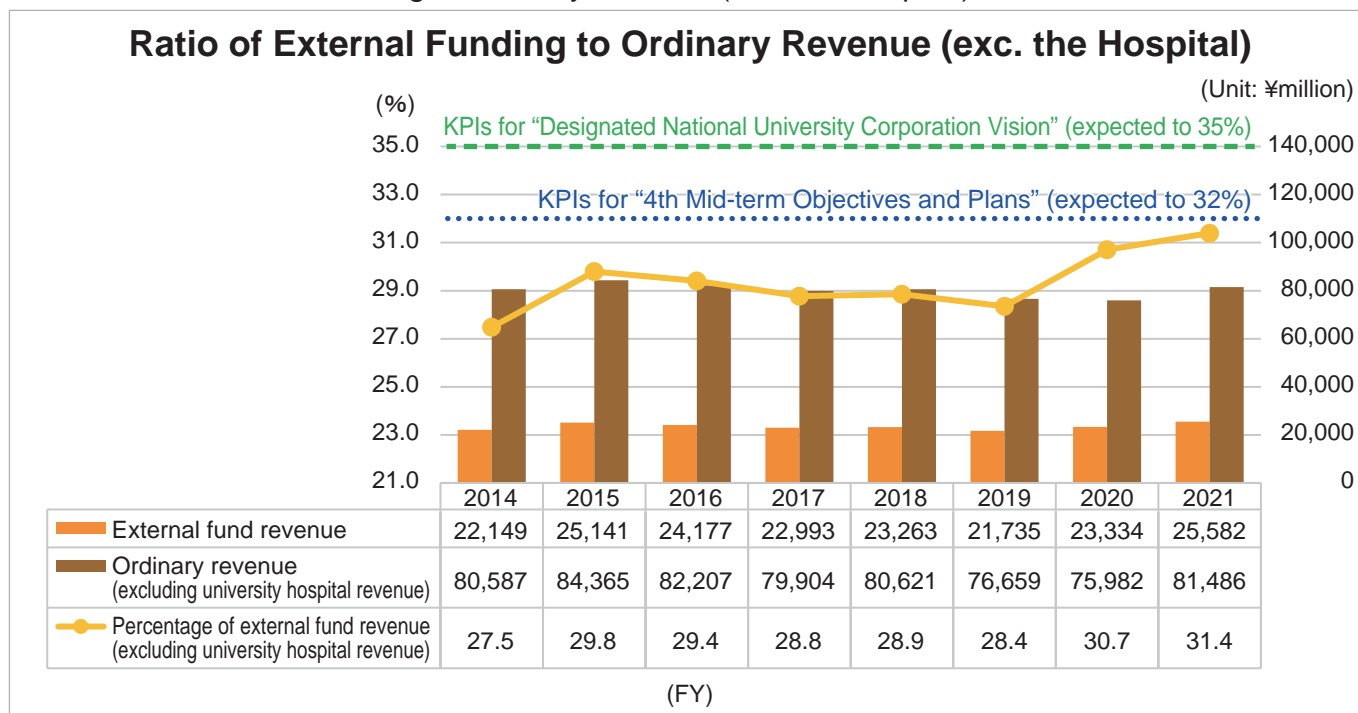
as of October 1, 2022

Position		Name	Woman	Foreigner
Board Members	President	Tatsuro Ishibashi		
	Executive Vice President / Provost Senior Vice President	Makoto Aratono		
	Executive Vice President / Senior Vice President	Rin-ichiro Taniguchi		
	Executive Vice President / Senior Vice President	Yoshio Hisaeda		
	Executive Vice President / Senior Vice President	Susumu Fukuda		
	Executive Vice President / Senior Vice President	Kenji Iwata		
	Executive Vice President / Secretary-General	Norifumi Nishida		
	Executive Vice President	Yoko Murakami	✓	
	Executive Vice President	Yuko Maeda	✓	
Senior Vice President		Koichi Akashi		
		Masaharu Shiratani		
		Kaoru Tamada	✓	
		Akira Harata		
		Yoshimi Sonoda		
		Akira Omoto		
		Kazunari Sasaki		
		Koji Okamura		
		Takahiro Kusakabe		
		Masahiko Kaburagi		
Vice President		Seiichi Uchida		
		Johan Lauwereyns		✓
		Shuji Shimizu		
		Koji Harada		
		Kenichi Tanoue		
		Takeru Nose		
		Megumi Takata		
		Aya Hagishima	✓	
		Natalie Konomi	✓	✓
		Shinji Ohnishi		
		Ryu Kojima		
	Shoshiro Takeyoshi			
Total		31	5	2

Source: *Kyushu University Information* (FY 2014-2021)
Human Resources Department as of October 1st (2022)

[G] Financial Base Strengthening

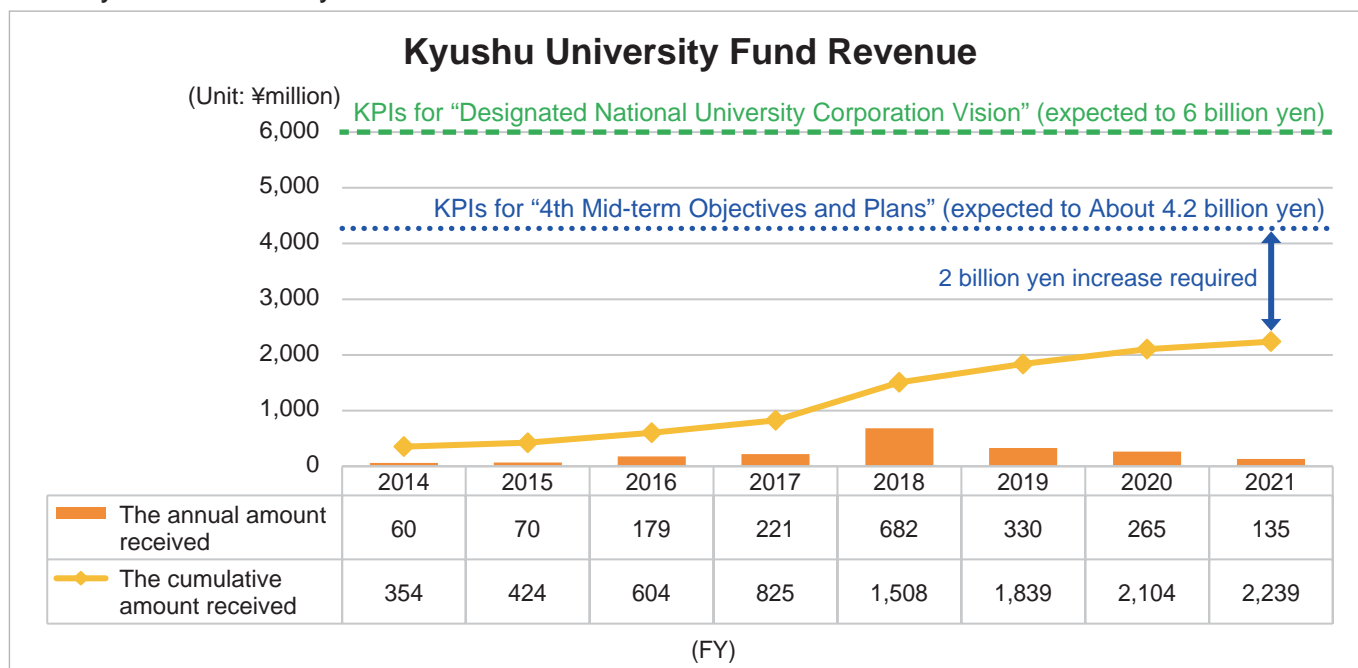
KPI: Ratio of external funding to ordinary revenue (exc. the hospital)



- External Fund Revenue includes: Commissioned Research Revenue, Joint Research Revenue, Commissioned Business Revenue, Revenue from Donations, Revenue from Grants, Financial Revenue and Miscellaneous Revenues.
- Under ¥1 million, sums are rounded down.

Source: Financial Department (FY2014, 2021)
Kyushu University Financial Report 2021 (FY2015-2020)

KPI: Kyushu University Fund revenue



- Under ¥1 million, sums are rounded down.

Source: General Affairs Department (FY2014, 2021)
Kyushu University Fund Annual Report (FY2015-2020)

⇒ For other financial base data, please refer to “13. Income and Expenditure” in **FACT BOOK 2022 Detailed version**.

[H] QS World University Rankings by Subject

Comparison of the number of subject in the QS world university rankings (among Designated National University Corporations)

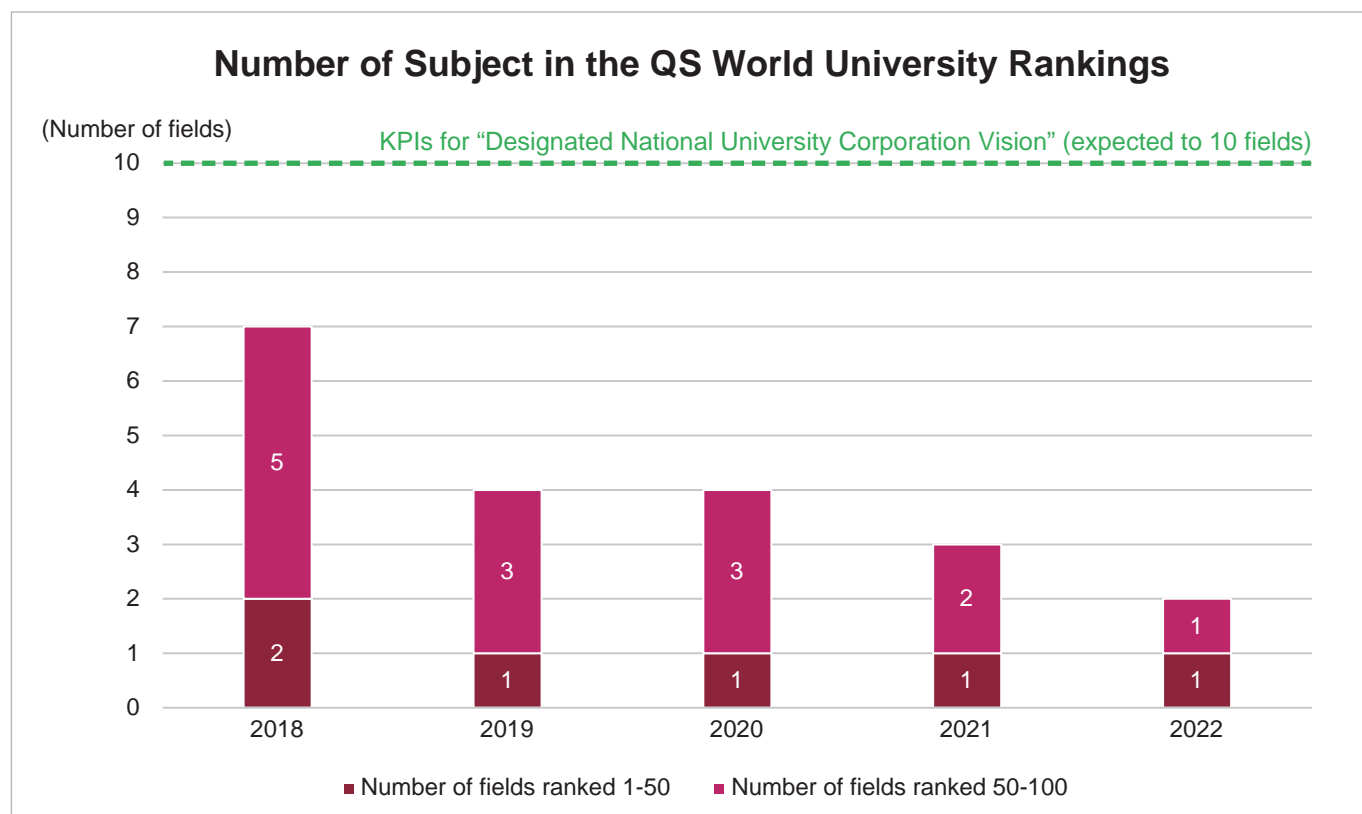
University	Within the top 50 rankings	Within the top 100 rankings
The University of Tokyo	37	41
Kyoto University	14	32
Tokyo Institute of Technology	8	11
Osaka University	1	8
Kyushu University	1	2
University of Tsukuba	1	2
Tokyo Medical and Dental University	1	1
Tohoku University	0	5
Nagoya University	0	3
Hitotsubashi University	0	1

(2022)

Fields in which Kyushu University Ranks in the Top 100 (2022)

Mineral & Mining (40th)

Chemistry (84th)



Source: Website of British world university evaluation body Quacquarelli Symonds (QS)

⇒ For a comparison of other world university rankings, please refer to “1-6. Comparisons with Other Universities: International” in *FACT BOOK 2022 Detailed version*.

Acknowledgements

When creating the *KYUSHU UNIVERSITY FACT BOOK 2022 Detailed version* and *KYUSHU UNIVERSITY FACT BOOK 2022 KPI digest version*, we received provision of valuable data from the various departments, etc. at Kyushu University as well as from external institutions. When publishing this *FACT BOOK*, we also received advice and assistance from those involved. We are extremely grateful for their cooperation.

The completion of this *FACT BOOK* is a result of the extraordinary efforts put forth by these cooperators, and we would like to take this opportunity to express our deep gratitude.

March 2023

Office of Institutional Research, Analysis Section, Planning Division,
Planning Department, Kyushu University

Office of Institutional Research, Analysis Section,
Planning Division, Planning Department, Kyushu University

744 Motooka, Nishi-ku, Fukuoka-City,
Fukuoka Prefecture 819-0395, JAPAN

TEL. +81 92-802-2145

<https://www3.ir.kyushu-u.ac.jp/en/>





Published
March
2023



KYUSHU
UNIVERSITY

ウエスト4号館

